

公開說明書  
2024年2月1日

---

富蘭克林公用事業基金  
(本基金之配息來源可能為本金)  
Franklin Utilities Fund

A 股	A1 股	C 股	R 股	R6 股	Advisor 股
FKUQX	FKUTX	FRUSX	FRURX	FUFRX	FRUAX

美國證券交易管理委員會並未核准或不核准這些證券或對本公開說明書內容的正確性表示意見。與以上相左的任何載示皆為刑事上之違法。

---

本公開說明書中文譯本僅供參考。中文譯本之內容與英文公開說明書若有歧異，以英文公開說明書之內容為準。

# 目 錄

## 富蘭克林公用事業基金

## 中譯本頁次

### (本基金之配息來源可能為本金)

基金摘要.....	3
計畫投資前您應該了解的基金資料	
投資目標.....	3
本基金的費用.....	3
投資組合週轉.....	4
主要投資政策.....	4
主要風險.....	4
投資組合績效分析.....	6
經理公司.....	7
基金經理人.....	8
基金股份的購買與賣出.....	8
稅賦.....	8
支付予代銷公司及其他金融中介機構的款項.....	8
基金細節.....	9
您應該了解的有關投資政策、實務及風險與財務重點等資料	
投資目標.....	9
主要投資政策與實務.....	9
主要風險.....	10
經理公司.....	14
財務重點.....	16
配息與稅賦.....	22
您的帳戶.....	25
您應該了解的有關銷售費用、帳戶交易以及服務等資料	
選擇股份類別.....	25
購買股份.....	35
投資人服務.....	38
賣出股份.....	40
轉換股份.....	42
帳戶政策.....	45
問題.....	54
附加資訊.....	55
您可以了解於哪裡知悉更多有關本基金的資訊	

# 富蘭克林公用事業基金

## (本基金之配息來源可能為本金)

### 基金摘要

#### 投資目標

資本利得及當期收益。

#### 本基金的費用

這些表格顯示您購買與持有本基金的股份時，可能需要支付的各项費用。(包括購買 R6 及 Advisor 股)，例如：經紀商佣金或是支付給金融中介機構的其他費用。如果您與您的家人投資或是同意於未來投資，至少美金十萬元於富蘭克林坦伯頓基金以及本基金承銷商富蘭克林承銷有限公司所分銷的某些其他基金，您得以適用購買 A 股的銷售手續費折扣。有關這些或其他折扣訊息，您可以向您的理財顧問洽詢以及參照本基金公開說明書之“您的帳戶”章節與本基金補充資料報告書之“購買及賣出股份”章節的說明。此外，有關透過特定金融中介機構購買股份的銷售費用折扣和免除之更詳細資訊，請參照本基金公開說明書附錄 A—“金融中介機構銷售手續費折扣及免除”。

(費用直接由您的投資支付)

股東的費用	A 股	A1 股	C 股	R 股	R6 股	Advisor 股
最高銷售手續費 (依基金賣價的百分比)	3.75%	3.75%	無	無	無	無
最高遞延銷售手續費 (依較低的基金原始購買價格或是贖回收益的百分比)	無 <sup>1</sup>	無 <sup>1</sup>	1.00%	無	無	無

1. 1%的或有遞延銷售手續費適用於美金五十萬元及以上的投資(請參照本基金公開說明書之“選擇股份類別”章節的“美金五十萬元及以上的投資-公用事業基金”)以及某些於申購後 18 個月內出售股份無須支付首次銷售手續費的退休計劃申購。

#### 年度基金營運費用

(每年依您的投資價值的百分比支付費用)

	A 股	A1 股	C 股	R 股	R6 股	Advisor 股
經理費用	0.45%	0.45%	0.45%	0.45%	0.45%	0.45%
分銷及 12b-1 服務費	0.25%	0.15%	0.65%	0.50%	無	無
其他費用	0.11%	0.11%	0.11%	0.11%	0.07%	0.11%
年度基金營運淨費用	0.81%	0.71%	1.21%	1.06%	0.52%	0.56%
減免費用和/或費用償還	無	無	無	無	-0.03%	無
減免費用和/或費用償還後年度基金營運總費用	0.81%	0.71%	1.21%	1.06%	0.49%	0.56%

1. 股務代理機構已經依據契約同意設定本基金 R6 股股務代理機構費用門檻，因此直到在 2025 年 1 月 31 日之前不超過 0.03%。於前述期間內，未經董事會核准，將不會改變或終止契約上的費用減免及/或費用返還協定，除非增加系列和類別，以反映終止日期的延長或降低基金費用和支出的上限（這將導致股東費用降低）。

## 範例

此範例試圖協助您方便比較投資本基金的成本以及投資其他基金的成本。此範例假設您於下表各期間投資美金一萬元並且在各期間期末贖回您的所有股份。此範例又假設您每年的投資報酬率為百分之五，並且基金的操作費用維持相同。此範例僅對一年數字反映因經理費用減免及/或費用償還而對基金的營運費用的調整。根據這些假設推算的成本如下表所示，雖然您的實際成本可能或高或低於此假設下的成本。

	一年	三年	五年	十年
A 股	\$ 455	\$ 624	\$ 808	\$ 1,340
A1 股	\$ 445	\$ 594	\$ 756	\$ 1,226
C 股	\$ 223	\$ 384	\$ 665	\$ 1,354
R 股	\$ 108	\$ 337	\$ 584	\$ 1,293
R6 股	\$ 50	\$ 164	\$ 288	\$ 650
Advisor 股	\$ 57	\$ 179	\$ 312	\$ 701
若您無銷售股份：				
C 股	\$ 123	\$ 384	\$ 665	\$ 1,354

## 投資組合週轉

本基金在買賣證券（或是“週轉”其投資組合）時，需支付交易成本，例如：佣金。較高的投資組合週轉率可能顯示較高的交易成本，而且當基金股份持有於應稅帳戶時可能造成較高的稅賦。這些成本影響基金的績效表現，並不會反映於年度基金營運費用或是在範例裡。在最近期的會計年度期間，本基金的投資組合週轉率為其投資組合平均價值的 4.43%。

## 主要投資政策

在正常的市場情況下，本基金會投資至少 80% 的淨資產於公用事業公司股票。這些公司包括提供電力、天然氣、水力與通訊服務予大眾以及提供服務予公用事業相關產業之公司。本基金將超過總資產的 25% 集中投資於營運公用事業的公司。本基金主要投資於股權證券，主要包含普通股。

本基金在全球公用事業產業裡特別聚焦於美國電力以及天然氣公用事業來尋求最佳獲利機會。本基金通常尋求投資之公司所賺取的高百分比收益係來自受管轄的特許營運。

## 主要風險

您可能投資本基金而有金錢損失。共同基金股份不是存款，或是債務，或是由任何銀行保證

或是背書，並且沒有受到聯邦存款保險公司、聯邦準備委員會、或是美國政府的任何其他機構的保證。

**公用事業風險。**通常是為股息收益而購買公用事業股權證券，其歷來對於利率波動反應敏感：當市場的利率上揚時，這些公司股價即傾向走跌。在有些州，公用事業公司及其提供的費率是受到管轄的；然而其他州已經解除對公用事業公司的管制，因而造成這類非受管轄的公司所提供之報酬通常較為波動，而且對收入及利潤的變動較為敏感。某些公用事業公司面對的風險是與發電有關聯的核能設施之營運部分，包括其他考量因素、訴訟、與放射性物質使用有關聯的問題，以及天然或人為災害的影響。基本上，所有的公用事業公司都須面對有關來自發電廠營運所新增的規定及立法；這些營運所新增或更多的規定而增加的成本；因為法規要求而須購買昂貴的排放物控制設備或新的營運模式，以及燃料的取得及成本，這些都會降低公用事業公司的利潤。

**市場風險。**本基金所持有證券或是其他投資的市場價值有時候將會快速的或無法預期的上下波動。證券的市場價值可能會因其他市場活動或與發行公司不相關的供給與需求的其他結果而下跌。這是所有投資之基本風險。當市場中賣方多於買方時，價格將會下跌。同樣地，當市場中買方多於賣方時，價格將會上升。

當前新冠病毒 COVID-19 及其後續變種的全球爆發，已引起市場封閉與混亂、極端動盪、流動性限制並增加交易成本。對經濟、市場、行業和個別發行人的長期影響尚不清楚。一些經濟產業和個別發行人已經經歷或可能經歷鉅額的損失。金融市場的極端波動期，許多工具的流動性降低以及供應鏈、消費者需求和員工供應的中斷，這些情況可能會持續一段時間。

股票價格上下波動較債券價格為劇烈。在成長緩慢或經濟衰退的環境下對本基金持有之各種不同股票的價格具有負面的影響。

**集中風險。**由於集中於特定的產業、部門或是產業群，相對於投資較多樣性產業之基金，本基金會承擔該產業較大的不利發展及價格變動。因為本基金專注於一個特定產業部門、或產業群，本基金將於該特定產業或部門之證券在需求下降時表現地貧乏。

**管理風險。**本基金因採主動式管理投資組合而須承受管理風險。基金投資經理公司引用投資技術與風險分析為本基金執行投資決策，但是無法確保這些決策將能產生希望的結果。

**網路安全風險。**網路安全事件，無論是有意的還是無意的，可能容許未經授權一方進入取得基金資產、基金或客戶資料（包括股東私人資訊）或是專有的資訊，導致本基金、投資經理公司以及/或是其服務供應商（包括但不限於基金會計師、保管機構、次保管機構、股務代理機構及金融中介機構）遭受資料侵害、資料訛用或是操作功能的喪失或是妨礙基金投資人進行申購、贖回或轉換股份或是收取基金配息。投資經理公司對避免或是減輕網路安全事件影響第三方服務供應商的能力有限，而這些第三方服務供應商對本基金或投資經理公司的保障義務也有限。網路安全事件可能對本基金及其股東造成財務損失，並且為防止或減輕未來網路安全事件的發生可能會投入可觀的成本。本基金所投資的證券發行公司也同樣面臨網路安

全風險，並且如果證券發行公司遭遇網路安全事件，這些證券的價值可能會下降。

由於科技頻繁變化，網路攻擊的新方法總是在開發中。因此，有機會有些風險可能無法被辨識或是事先準備，或者是網路攻擊可能無法被檢測到，其使得本基金計劃或應對網路攻擊的能力受到限制。如同其他基金和企業，本基金、投資經理公司及其服務供應商須承受隨時可能發生網路事件的風險。

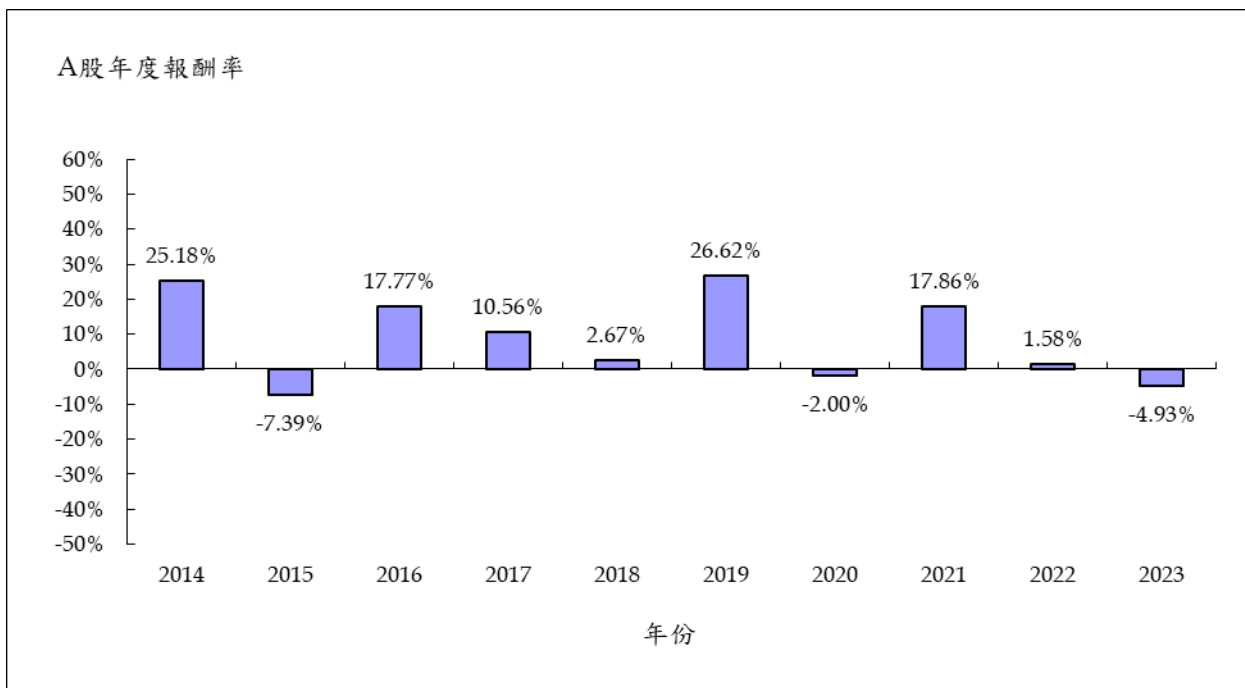
## 投資組合績效分析

本圖表顯示出本基金報酬率的波動性，是投資本基金的風險指標。此圖表逐一標示出以下年份以來 A 股的年度報酬率變化情形。表格中亦可對照看出基金的一年、五年及十年或是自成立日的年度平均報酬率相較與一些廣泛衡量市場指數的差異。當然，過去的基金報酬率（稅前或稅後）並不能預測或保證未來的報酬結果。您可於網站線上：[franklintempleton.com](http://franklintempleton.com) 查詢或是致電(800) DIAL BEN/342-5236 取得更新的績效表現資料。

下表的第二個指數顯示一組反映更廣泛的股票市場範圍證券與本基金績效表現的比較狀況。

銷售手續費並沒有反映在此圖表。若有反映銷售手續費的話，則報酬率會比此圖表數值低。

### A 股年度總報酬率



最佳季報酬率在 2016 年第 1 季：14.75%；最差季報酬率在 2020 年第 1 季：-14.80%。

年度總平均報酬率  
(數值反映銷售手續費)

期間截至 2023 年 12 月 31 日

	一年	五年	十年
<b>富蘭克林公用事業基金-A 股</b> <b>(本基金之配息來源可能為本金)</b>			
稅前報酬率	-8.50%	6.33%	7.73%
配息稅後報酬率	-9.83%	4.92%	6.37%
配息及股份出售稅後報酬率	-4.10%	4.88%	6.02%
<b>富蘭克林公用事業基金-A1 股</b> <b>(本基金之配息來源可能為本金)</b>	-8.40%	6.43%	7.79%
<b>富蘭克林公用事業基金 - C 股</b> <b>(本基金之配息來源可能為本金)</b>	-6.19%	6.73%	7.67%
<b>富蘭克林公用事業基金 - R 股</b> <b>(本基金之配息來源可能為本金)</b>	-5.15%	6.89%	7.84%
<b>富蘭克林公用事業基金 - R6 股</b> <b>(本基金之配息來源可能為本金)</b>	-4.61%	7.50%	8.47%
<b>富蘭克林公用事業基金 - Advisor 股</b> <b>(本基金之配息來源可能為本金)</b>	-4.69%	7.41%	8.37%
標準普爾 500 公用事業指數 (指數並無扣除費用或稅賦)	-7.08%	7.11%	8.91%
標準普爾 500 指數 (指數並無扣除費用或稅賦)	26.29%	15.69%	12.03%

1. 自成立日 2013 年 5 月 1 日。

沒有一種指數可以代表本基金之投資組合。

上述條形圖和表格中 A 股的歷史表現係基於 A1 類的表現，並未進行調整以反映股間 12b-1 費用的差異。如果重新計算 A 股的表現以反映 A 股的 12b-1 費用，則所示的表現會較低。

上述年度總平均報酬率表格中的數字反映 A 股和 A1 股的最高銷售手續費 3.75%。2019 年 3 月 1 日前，A 股和 A1 股的最高銷售手續費 4.25%。如果反映最高銷售手續費 4.25%，則 A 股和 A1 股在年度總平均報酬率的表現會更低。

稅後報酬率採歷史最高的個人聯邦邊際所得稅率計算，並未反映出州稅與地方稅的影響。實際稅後報酬，則視投資人的個別稅務狀況，可能與此圖表的報酬數字有差異。這些稅後報酬率數字無關於投資人其參與稅金優勢計畫所持有的股份，諸如 401(k)計畫或個人退休金帳戶。僅顯示 A 股的稅後報酬率，其他類別股份的稅後報酬率則不盡相同。

## 經理公司

富蘭克林顧問公司 (Franklin Advisers, Inc.)。

## 基金經理人

### 約翰·柯利 (John Kohli, CFA)

富蘭克林顧問公司資深副總裁，自1998年起即擔任本基金的投資組合經理人。

### 布雷爾·史密克 (Blair Schmicker, CFA)

富蘭克林顧問公司副總裁，自2009年起即擔任本基金的投資組合經理人。

## 基金股份的購買與賣出

您可以在任何營業日透過上線我們的網站 [www.franklintempleton.com](http://www.franklintempleton.com)、透過郵件（富蘭克林坦伯頓投資人服務，P.O. Box 997152, Sacramento, CA 95899-7152），或是透過電話(800) 632-2301 來申購或是贖回本基金的股份。對 A 股、C 股及 R 股而言，大部分帳戶的首次投資最低金額為美金一千元（或是參與自動投資計畫為美金二十五元）。R6 股及 Advisor 股僅有特定的合格投資人得以購買，且其首次投資最低金額將視合格投資人的類型而有所不同，請參閱於本基金公開說明書之“您的帳戶－選擇股份類別－合格投資人”以及“R6 股”以及“Advisor 股”的說明。首次以後之申購並無最低金額限制。

## 稅賦

基本上您在本基金所獲得的配息及資本利得，會被課以一般所得稅率、資本利得稅率，或是兩者兼具。除非您是透過稅金優勢計畫，諸如 401(k) 計畫或個人退休金帳戶來進行投資或個人退休金帳戶來進行投資，則您的配息通常是在自稅賦優勢帳戶提取時會被課稅。

## 支付予代銷公司及其他金融中介機構的款項

如果您是透過經紀商-經銷商以及其他的金融中介機構（例如：銀行）來購買本基金的股份，本基金及其相關公司得支付中介機構為其對基金股份的銷售與相關服務。這些款項可能引起利益衝突而影響經紀商-經銷商或是其他中介機構以及您的銷售人員推薦本基金超過其他的投資。請洽詢您的理財顧問或是造訪中介機構的網站以知悉更多的資訊。



## 基金細節

### 投資目標

本基金之投資目標在於求得資本利得及當期收益。

### 主要投資政策與實務

在正常的市場情況下，本基金會投資至少 80% 的淨資產於公用事業公司股票。這些公司包括提供電力、天然氣、水力與通訊服務予大眾以及提供服務予公用事業相關產業之公司。若此 80% 的政策有所更動時，投資人將接獲至少 60 天的提前通知。本基金將超過總資產的 25% 集中投資於營運公用事業的公司。

本基金在全球公用事業產業裡特別聚焦於美國電力以及天然氣公用事業來尋求最佳獲利機會。本基金通常尋求投資之公司所賺取的高百分比收益係來自受管轄公用事業的特許營運。

本基金主要投資於股權證券，主要為普通股。股權證券代表公司一部份股份所有權，或可取得一部分股份所有權之權利，它的價值建立在公司的營運成果、資產價值及一般市場狀況，股權證券包括普通股、優先股及可轉換證券等。可轉換證券通常為債權證券或優先股，其可在特定期間內轉換成相同或不同公司所發行的普通股。本基金得投資於可轉換證券而不考慮評比服務機構對該證券所為之評級。

除了傳統的財務和經濟分析外，投資經理還評估環境、社會和治理 (ESG) 因素對公司的潛在影響，投資經理認為這些因素可以衡量公司的永續性。在分析 ESG 因素時，投資經理評估公司的做法為是否構成重大財務風險或機會。考慮 ESG 因素和風險只是投資經理評估合格投資的一個組成部分，可能不是投資經理最終決定是否投資證券的決定性因素。此外，ESG 因素的權重可能因投資類型、產業、地區和發行公司而異；考慮的 ESG 因素和權重可能會隨時間的推移而變化。在某些情況下，有時可能並非每項投資都針對 ESG 因素進行評估，即使進行評估，也可能並非每項 ESG 因素都得到識別或評估。

### 暫時性投資

當基金經理公司認為證券交易市場或經濟條件不利於投資人時，可能將不超過 100% 資產之全部或大部份調整為現金、現金相當或其他高品質短期投資工具之持有，以做為暫時性之防禦措施，暫時性防禦之投資工具包括短期美國政府債券、高評等商業本票、銀行債券、債券附買回、貨幣市場基金（包括附屬貨幣市場基金的股份）及其他貨幣市場投資工具。基金經理公司為了尋找恰當的投資機會或保持流動性，也會投資在此等類型的證券或持有現金，在此種情況下，本基金可能無法繼續它的投資方針。

## 主要風險

### 公用事業風險

公用事業股權證券歷來對於利率波動反應敏感：當市場的利率上揚時，這些公司股價即傾向走跌。

本基金的表現與影響公用事業產業之因素習習相關，這些因素可能變化迅速。有些州的現行管理規定改變，不但促進產業競爭力的增強，並使得非受管轄供給者出現而成為本產業的重要一環，並且可能衝擊受管轄供給者的營運以及增加法令遵循的成本。然而受管轄供給者傾向於提供規定內的報酬，非受管轄供給者所提供之報酬通常為非規定內且較為波動。這些發展已降低有些州的非受管轄供給者的現金流量穩定性以及可能衝擊有些公司的短期營利潛力。這些趨勢也使得有些公用事業證券的股利對利率變動較不敏感，反而對收入及利潤變動較為敏感，並進而降低股利發放佔營利的比例。

此外，特別屬於本產業的風險如下：儘管利率升高或因為利率升高使得獲利的難度提高，公用事業通常很難在資本投資上獲得足夠的報酬；在通貨膨脹或利率上揚期間，公用事業可能面臨在大型建設計畫難以取得融資；公用事業的營運及成本因基於環境及安全的管制而受到許多限制；公用事業可能面臨難以取得電力能源（例如：煤）的合理價格；公用事業可能面臨與核能發電廠營運有關聯的風險（包括訴訟、有關使用放射性物質之爭議及天然或人為災難的影響）；公用事業可能面臨提供可靠服務的需求增強而增加電力網的複雜性；公用事業也可能受到能源保守計劃和影響服務需求層面之其他因素的負面衝擊。州政府及其他管理單位對公用事業收益和成本的監督與控管，也因而使其獲利和發予投資人股利皆受到限制。管理當局也限制公用事業公司不得跨足新市場，因而削弱公司之長期遠景。

### 市場風險

本基金所持有證券或是其他投資的市場價值有時候會是快速的或無法預期的上下波動。本基金的投資可能因為影響個別發行公司（例如供給及需求的結果）或是證券市場中產業的因素而造成價值下跌。證券或是其他投資的價值也可能上下波動可能是受到一般市場因素的影響，而非明確與特定的發行公司相關，例如：實際或可預見的不利經濟情況、利率或匯率的改變或反面的投資人觀點等等。此外，涉及有限的流動性、違約、不履約或其他對某一行業（例如金融服務業）有影響的不利發展事件，或對此類事件的擔憂或謠言，在過去和未來可能導致整體市場的流動性問題，也可能蔓延到其他產業，並對本基金投資的價值和流動性產生負面影響。另外，突發事件及其後果，例如：疾病的傳播；自然、環境或人為災難；財務、政治或社會干擾；恐怖主義與戰爭；以及其他悲劇或災難，可能引起投資人的恐懼及恐慌，從而可能以無法預見的方式對許多公司、行業、國家、地區和市場的整體經濟產生不利的影響。在證券市場的一般性衰退期間，多種資產類型的價值可能會下降。當市場表現令人滿意時，無法確保本基金所持有的證券或是其他投資得以參與其中或是得以先行獲利。

新冠病毒 COVID-19 及其後續變種的全球爆發，已引起市場封閉與混亂、極端動盪、流動性限制並增加交易成本。對經濟、市場、產業和個別發行人的長期影響性尚不清楚。一些經濟部門和個別發行人已經經歷或可能經歷特別龐大的損失。金融市場的極端波動期，許多工具的流動性降低，以及供應鏈、消費者需求和員工供應的中斷，這些情況可能會持續一段時間。美國政府和美聯儲以及某些外國政府和中央銀行已採取非常措施，以支持當地和全球經濟及金融市場以應對 COVID-19 大流行。這種干預和其他政府對經濟和金融市場的干預可能未如預期發揮作用，並導致政府赤字和債務大幅擴張，長期後果尚不得而知。此外，COVID-19 大流行以及為減輕其影響而採取的措施，可能會導致服務提供者對基金所提供的服務中斷。

股票價格上下波動較債券價格為劇烈。在成長緩慢或經濟衰退的環境下對本基金持有之各種不同股票的價格具有負面的影響。

## 集中風險

在基金集中投資於特定的產業或是產業群的情況下，使得本基金在面臨任何特定產業或某一類型的投資，則相比於投資於更廣泛產業的基金，本基金所面臨的風險也會更大，在這些特定產業、部門或投資項目的證券需求不景氣時，基金也可能表現不佳。

## 利率風險

利率的改變可能是突然且無法預期的並且受到包括：政府政策、貨幣政策、通貨膨脹預期、風險意識以及債券供需等許多因素的影響。在政府央行政策的變動包括：稅收政策的變動或是央行實施之具體政策目標的變動，其可能對利率有重大的影響。不能保證任何特定的政府或央行政策將會被繼續、中止或是改變，也無法保證任何此類政策對利率將得到希望的效果。一般而言，當市場利率上揚時，債券的價格傾向下滑，反之，利率下跌會促使其價格往上升。利率上升也有可能導致投資者迅速出售固定收益證券。利率大幅上升也可能對債務證券的流動性產生不利影響，尤其是期限較長的債務證券。具有較長存續期、票面利率較低的證券，或在到期前支付很少（或不支付）利息的證券往往對利率變化更敏感。

## 收益風險

本基金只能將所賺取之收益發放予投資人，當市場利率下降、當來自股票投資的股利減少，或是當本基金所持有之債券遭受違約時，收益分配將變少。

## 外國證券(非美國)風險

投資外國證券會比投資美國國內的證券要承擔較高的風險，包括與貨幣匯率及政策、國家或政府的特殊問題、不太有利的交易實務作法或法規以及較大的價格波動的風險。這些風險同時也可能存在於介入龐大外國營運的美國公司股票。

## 可轉換證券風險

可轉換證券通常是債權義務、優先股或是其他證券，其支付利息或股息且持有人得在指定的時間內轉換為普通股。可轉換證券的價值可能隨著標的股票市值上下波動，或者像債券隨著

利率和發行人信用品質的異動而變化。當標的股票價格相對於轉換價格較高時，可轉換證券的表現較像是股票(因為轉換選項的價值更多)，而標的股票價格相對於轉換價格較低時，可轉換證券的表現較像是債券(因為轉換選項的價值較低)。由於可轉換證券的價值可能受到許多不同因素的影響，因此可轉換證券對利率變化的敏感性不如類似的不可轉換債務證券，而且其收益或損失的潛在可能性通常小於標的股票。

## 管理風險

因為本基金採主動式管理投資組合，若投資經理公司在有關市場、利率、具吸引力之標的、相對價值、流動性或本基金特定的投資組合潛在的增值，事後被證明是不正確的，本基金可能會遭受損失(已實現及未實現)。如果投資經理使用的模型、工具和數據存在缺陷、錯誤或局限性，或者如果投資經理的技術和投資決策沒有產生預期的結果，本基金也可能蒙受損失。此外，立法的、法規的或稅賦的發展也會影響投資經理公司於管理本基金使用的投資技術，並且也可能對本基金達成其投資目標的能力有不利影響。

## ESG 考量風險

ESG 考量是當投資經理公司考慮對本基金投資組合進行投資時會檢視的眾多因素之一。有鑑於此，本基金所投資的發行公司得不被視為 ESG 聚焦公司且得具有較低或負面的 ESG 評估。ESG 因素的考量可能影響本基金對特定發行公司或產業的曝險，並且可能無法如預期有用。此外，ESG 考量係為本基金投資評估流程的一部分，可能在不同的合格投資類型和發行公司而有所不同。在某些情況下，有時可能並非每項投資都針對 ESG 因素進行評估，即使進行評估，也可能並非每項 ESG 因素都得到識別或評估。投資經理公司對發行公司的評估主觀的，可能不同於對投資人、對第三方服務供應商(例如：評等供應商)，以及對其他基金的評估。因此，由投資經理公司所挑選的證券可能無法反映對任何特定投資人的觀點和價值。投資經理公司也可能仰賴發行公司及/或第三方研究供應商的即時、完整和精確 ESG 資料報告的實用性來評估 ESG 因素，而這些資料的即時性、完整性和準確性並不受投資經理公司所掌控。ESG 因素通常不是制式的衡量或定義，其可能會影響投資經理公司評估發行公司的能力。雖然投資經理公司觀察 ESG 考慮對本基金的長期績效表現有潛在的助益，但無法保證此類結果將會實現。

## 網路安全風險

網路安全事件，無論是有意的還是無意的，可能容許未經授權一方進入取得基金資產、基金或客戶資料(包括股東私人資訊)或是專有的資訊，導致本基金、投資經理公司以及/或是其服務供應商(包括但不限於基金會計師、保管機構、次保管機構、股務代理機構及金融中介機構)遭受資料侵害、資料訛用或是操作功能的喪失或是妨礙基金投資人進行申購、贖回或轉換股份或是收取基金配息。投資經理公司對避免或是減輕網路安全事件影響第三方服務供應商的能力有限，而這些第三方服務供應商對本基金或投資經理公司的保障義務也有限。網路安全事件可能對本基金及其股東造成財務損失，並且為防止或減輕未來網路安全事件的發

生可能會投入可觀的成本。本基金所投資的證券發行公司也同樣面臨網路安全風險，並且如果證券發行公司遭遇網路安全事件，這些證券的價值可能會下降。

因為科技頻繁變化，網路攻擊的新方法總是在開發中。因此，有機會有些風險可能無法被辨識或是事先準備，或者是網路攻擊可能無法被檢測到，其使得本基金計劃或應對網路攻擊的能力受到限制。如同其他基金和企業，本基金、投資經理公司及其服務供應商須承受隨時可能發生網路事件的風險。

關於本基金的其他詳細資料及其政策與風險，可參閱基金的補充資料報告書。

基金補充資料報告書中亦提供有關本基金揭露投資組合的政策與程序。本基金的投資組合亦可於網站線上查詢：[franklintempleton.com](http://franklintempleton.com)。

## 經理公司

富蘭克林顧問公司(Franklin Advisers, Inc.)是本基金的投資經理公司,地址是 One Franklin Parkway, San Mateo, CA94403-1906。富蘭克林顧問公司為富蘭克林公司百分之百控股之子公司。該公司與其關係企業所管理的資產截至 2023 年 12 月 31 日已超過美金 1.46 兆元,並且自 1947 年起已從事於投資管理業務。

本基金是由著重於公用事業公司證券投資的專業團隊所負責：

### 約翰·柯利 (John Kohli, CFA) 富蘭克林顧問公司資深副總裁

柯利先生自1998年起即擔任本基金之投資組合經理人,他對本基金的投資承擔主要責任。對於本基金的投資組合的各方面決策,他具有最高決定權。上述決策包括(但不限於)個別證券的買賣、投資組合風險調整、以及依據預估的管理需求調整每日現金流量的平衡。他執行上述決策的程度以及這些職務的性質,可能隨時調整。他是於1992年加入富蘭克林坦伯頓基金集團。

### 布雷爾·史密克 (Blair Schmicker, CFA) 富蘭克林顧問公司副總裁

史密克先生自2009年起即擔任本基金之投資組合經理人,提供個別證券買賣與投資組合風險調整的研究與建議。他是於2007年加入富蘭克林坦伯頓基金集團。

CFA®以及Chartered Financial Analyst®為特許財務分析師協會所擁有的商標。

本基金的補充資料報告書提供投資組合經理人報酬、他們管理的其他帳戶與他們在本基金持股情形等之補充資訊。

本基金支付富蘭克林顧問公司本基金的經理費用。

投資經理公司已同意調降經理費用以反映本基金因投資於富蘭克林坦伯頓關係基金而縮減的服務項目。此外,股務代理機構已設定本基金 R6 股之股務代理機構費用門檻將不超過 0.03%。這些安排預計持續到 2025 年 1 月 31 日。於前述期間內,未經董事會核准,將不會終止或改變契約上的費用減免及費用返還協定,除非增加系列及股份類別,以反映終止日期的展延或是降低費用減免及費用限制。截至 2023 年 9 月 30 日的會計年度,本基金的經理費用為 0.45%。

與董事會核准本基金之投資顧問契約的相關討論,可以於 2023 年 9 月 30 日截止的會計年度的年報中參閱。

## 多重經理公司架構

投資經理公司和本信託已獲得美國證券交易管理委員會所核發的豁免命令其允許本基金採用“多重經理公司”架構,投資經理公司可以任命和更換完全持有與非附屬的次經理公司,以及與次經理公司簽訂、修訂及終次經理公司合約等事項,投資經理公司依照董事會的核准能夠進行前揭各個事項而無須取得股東的事前核准(“多重經理公司架構”)。不過,本基金

在聘僱新次經理公司後的 90 天內將通知股東有關此變動事項。美國證券交易管理委員會豁免命令讓本基金有更高的彈性與效率減輕本基金因為取得股東對該次經理公司合約核准所招致的費用和延遲。

有關本基金在多重經理公司架構的使用上需遵從美國證券交易管理委員會豁免命令中所提出的特定條件。在多重經理公司架構下，投資經理公司負有最終的責任，須依照本基金董事會的照管來監督次經理公司並且對其聘僱、解任與更換給予建議。投資經理公司於擬定本基金的整體投資策略；評估、挑選和推薦次經理公司來管理全部或一部分本基金資產；與合理地設計施程序以確保各個次經理公司遵守本基金的投資目標、政策和限制等，也將遵從本基金董事會的審查及核准。依照本基金董事會審查，投資經理公司將在次經理公司間配置並且適時重新配置本基金的資產，以及監督和評估次經理公司的績效。

## 財務重點

此表格呈現出基金在過去五年來或自其基金成立日以來的財務績效表現。某些資料是反映在單一股份的財務成果。表格中的總報酬率是假設股利配息以及資本利得皆轉入再投資，投資人投資於此基金可能賺取或虧損的比率。此資料已經由美國會計師事務所(PricewaterhouseCoopers LLP)完成審核，此報告連同基金的財務報表，都收編在年報中，可供投資人索取。

### 富蘭克林公用事業基金 - A 股 年度底為 9 月 30 日

	2023	2022	2021	2020	2019
<b>每單位股份操作績效</b>					
<b>(針對持續全年流通在外之股份)</b>					
期初淨資產價值	\$20.26	\$20.20	\$19.76	\$22.53	\$18.66
來自投資操作之收益 <sup>a</sup> ：					
淨投資收益 <sup>b</sup>	0.49	0.46	0.43	0.51	0.53
淨實現及未實現利得(損失)	(1.33)	0.67	1.94	(2.43)	4.41
來自投資操作之收益總額	(0.84)	1.13	2.37	(1.92)	4.94
扣除配息：					
來自淨投資收益	(0.47)	(0.47)	(0.52)	(0.50)	(0.49)
來自淨實現利得	(0.31)	(0.60)	(1.41)	(0.35)	(0.58)
配息總額	(0.78)	(1.07)	(1.93)	(0.85)	(1.07)
<b>期末淨資產價值</b>	<b>\$18.64</b>	<b>\$20.26</b>	<b>\$20.20</b>	<b>\$19.76</b>	<b>\$22.53</b>
總報酬 <sup>c</sup>	(4.55)%	5.56%	12.29%	(8.68)%	27.43%
<b>對應平均淨資產比率</b>					
費用 <sup>d,e</sup>	0.81%	0.82%	0.82%	0.83%	0.83%
淨投資收益	2.34%	2.08%	2.10%	2.46%	2.51%
<b>補充資料</b>					
期末淨資產(000's)	\$1,116,740	\$1,200,671	\$982,201	\$742,188	\$521,782
投資組合資金週轉率(%)	4.43%	5.66%	5.18%	12.19%	7.90%

- 視與基金所獲取的收益以及/或是基金投資的公平價值變動相關的基金股份出售與購回的時點而定，於此期間內流通在外股份所顯示的金額可能與此期間的經營業績表未有關聯。
- 以每日平均流通在外股數為基礎。
- 總報酬並不反映銷售酬佣或是或有遞延銷售手續費(如適用)並且低於一年期間的總報酬數字未年化。
- 費用減少的利益四捨五入到小於 0.01%。
- 關係企業支付或減免款項以及費用減少的利益四捨五入到小於 0.01%。



富蘭克林公用事業基金 -A1 股  
年度底為 9 月 30 日

	2023	2022	2021	2020	2019
<b>每單位股份操作績效</b>					
<b>(針對持續全年流通在外之股份)</b>					
期初淨資產價值	\$20.27	\$20.21	\$19.77	\$22.54	\$18.66
來自投資操作之收益 <sup>a</sup> ：					
淨投資收益 <sup>b</sup>	0.50	0.47	0.45	0.52	0.53
淨實現及未實現利得(損失)	(1.31)	0.68	1.94	(2.41)	4.44
來自投資操作之收益總額	(0.81)	1.15	2.39	(1.89)	4.97
扣除配息：					
來自淨投資收益	(0.50)	(0.49)	(0.54)	(0.53)	(0.51)
來自淨實現利得	(0.31)	(1.60)	(1.41)	(0.35)	(0.58)
配息總額	(0.81)	(1.09)	(1.95)	(0.88)	(1.09)
<b>期末淨資產價值</b>	<b>\$18.65</b>	<b>\$20.27</b>	<b>\$20.21</b>	<b>\$19.77</b>	<b>\$22.54</b>
總報酬 <sup>c</sup>	(4.45)%	5.67%	12.40%	(8.59)%	27.61%
<b>對應平均淨資產比率</b>					
費用 <sup>d,e</sup>	0.71%	0.72%	0.72%	0.73%	0.73%
淨投資收益	2.42%	2.16%	2.20%	2.50%	2.61%
<b>補充資料</b>					
期末淨資產(000's)	\$2,752,653	\$3,230,150	\$3,321,370	\$3,388,126	\$4,176,487
投資組合資金週轉率(%)	4.43%	5.66%	5.18%	12.19%	7.90%

- 視與基金所獲取的收益以及/或是基金投資的公平價值變動相關的基金股份出售與購回的時點而定，於此期間內流通在外股份所顯示的金額可能與此期間的經營業績表未有關聯。
- 以每日平均流通在外股數為基礎。
- 總報酬並不反映銷售酬佣或是或有遞延銷售手續費(如適用)。
- 費用減少的利益四捨五入到小於 0.01%。
- 關係企業支付款項減免的利益四捨五入到小於 0.01%。

富蘭克林公用事業基金 -C 股

年度底為 9 月 30 日

	2023	2022	2021	2020	2019
<b>每單位股份操作績效</b>					
<b>(針對持續全年流通在外之股份)</b>					
期初淨資產價值	\$20.14	\$20.09	\$19.65	\$22.42	\$18.57
來自投資操作之收益 <sup>a</sup> ：					
淨投資收益 <sup>b</sup>	0.39	0.36	0.34	0.41	0.42
淨實現及未實現利得(損失)	(1.30)	0.67	1.95	(2.41)	4.43
來自投資操作之收益總額	(0.91)	1.03	2.29	(2.00)	4.85
扣除配息：					
來自淨投資收益	(0.39)	(0.38)	(0.44)	(0.42)	(0.42)
來自淨實現利得	(0.31)	(0.60)	(1.41)	(0.35)	(0.58)
配息總額	(0.70)	(0.98)	(1.85)	(0.77)	(1.00)
<b>期末淨資產價值</b>	<b>\$18.53</b>	<b>\$20.14</b>	<b>\$20.09</b>	<b>\$19.65</b>	<b>\$22.42</b>
總報酬 <sup>c</sup>	(4.91)%	5.11%	11.91%	(9.10)%	26.96%
<b>對應平均淨資產比率</b>					
費用 <sup>d,e</sup>	1.21%	1.22%	1.22%	1.23%	1.23%
淨投資收益	1.90%	1.66%	1.69%	1.98%	2.11%
<b>補充資料</b>					
期末淨資產(000's)	\$218,134	\$302,959	\$350,553	\$537,808	\$767,363
投資組合資金週轉率(%)	4.43%	5.66%	5.18%	12.19%	7.90%

- 視與基金所獲取的收益以及/或是基金投資的公平價值變動相關的基金股份出售與購回的時點而定，於此期間內流通在外股份所顯示的金額可能與此期間的經營業績表未有關聯。
- 以每日平均流通在外股數為基礎。
- 總報酬並不反映銷售酬佣或是或有遞延銷售手續費(如適用)。
- 費用減少的利益四捨五入到小於 0.01%。
- 關係企業支付款項減免的利益四捨五入到小於 0.01%。

富蘭克林公用事業基金 -R 股

年度底為 9 月 30 日

	2023	2022	2021	2020	2019
<b>每單位股份操作績效</b>					
<b>(針對持續全年流通在外之股份)</b>					
期初淨資產價值	\$20.17	\$20.12	\$19.68	\$22.45	\$18.59
來自投資操作之收益 <sup>a</sup> ：					
淨投資收益 <sup>b</sup>	0.43	0.40	0.38	0.44	0.45
淨實現及未實現利得(損失)	(1.31)	0.67	1.94	(2.41)	4.44
來自投資操作之收益總額	(0.88)	1.07	2.32	(1.97)	4.89
扣除配息：					
來自淨投資收益	(0.42)	(0.42)	(0.47)	(0.45)	(0.45)
來自淨實現利得	(0.31)	(0.60)	(1.41)	(0.35)	(0.58)
配息總額	(0.73)	(1.02)	(1.88)	(0.80)	(1.03)
<b>期末淨資產價值</b>	<b>\$18.56</b>	<b>\$20.17</b>	<b>\$20.12</b>	<b>\$19.68</b>	<b>\$22.45</b>
總報酬	(4.76)%	5.26%	12.06%	(8.95)%	27.17%
<b>對應平均淨資產比率</b>					
費用 <sup>c,d</sup>	1.06%	1.07%	1.07%	1.08%	1.08%
淨投資收益	2.08%	1.83%	1.85%	2.15%	2.26%
<b>補充資料</b>					
期末淨資產(000's)	\$80,085	\$103,579	\$83,441	\$84,488	\$103,376
投資組合資金週轉率(%)	4.43%	5.66%	5.18%	12.19%	7.90%

- 視與基金所獲取的收益以及/或是基金投資市值的變動相關的基金股份出售與購回的時點而定，於此期間內流通在外股份所顯示的金額可能與此期間的經營業績表未有關聯。
- 以每日平均流通在外股數為基礎。
- 費用減少的利益四捨五入到小於 0.01%。
- 關係企業支付款項減免的利益四捨五入到小於 0.01%。

富蘭克林公用事業基金 -R6 股  
年度底為 9 月 30 日

	2023	2022	2021	2020	2019
<b>每單位股份操作績效</b>					
(針對持續全年流通在外之股份)					
期初淨資產價值	\$20.47	\$20.40	\$19.93	\$22.73	\$18.81
來自投資操作之收益 <sup>a</sup> :					
淨投資收益 <sup>b</sup>	0.56	0.54	0.50	0.58	0.56
淨實現及未實現利得(損失)	(1.34)	0.67	1.96	(2.46)	4.50
來自投資操作之收益總額	(0.78)	1.21	2.46	(1.88)	5.06
扣除配息:					
來自淨投資收益	(0.54)	(0.54)	(0.58)	(0.57)	(0.56)
來自淨實現利得	(0.31)	(0.60)	(1.41)	(0.35)	(0.58)
配息總額	(0.85)	(1.14)	(1.99)	(0.92)	(1.14)
期末淨資產價值	<b>\$18.84</b>	<b>\$20.47</b>	<b>\$20.40</b>	<b>\$19.93</b>	<b>\$22.73</b>
總報酬	(4.24)%	5.90%	12.71%	(8.44)%	27.89%
<b>對應平均淨資產比率</b>					
費用未扣除關係企業支付款項減免	0.52%	0.54%	0.58%	0.56%	0.53%
費用扣除關係企業支付款項減免 <sup>c</sup>	0.49%	0.50%	0.50%	0.50%	0.50%
淨投資收益	2.64%	2.41%	2.42%	2.75%	2.84%
<b>補充資料</b>					
期末淨資產(000's)	\$187,585	\$223,710	\$153,969	\$144,079	\$150,244
投資組合資金週轉率(%)	4.43%	5.66%	5.18%	12.19%	7.90%

- a. 視與基金所獲取的收益以及/或是基金投資市值的變動相關的基金股份出售與購回的時點而定，於此期間內流通在外股份所顯示的金額可能與此期間的經營業績表未有關聯。
- b. 以每日平均流通在外股數為基礎。
- c. 費用減少的利益四捨五入小於 0.01%。

富蘭克林公用事業基金 -Advisor 股  
年度底為9月30日

	2023	2022	2021	2020	2019
<b>每單位股份操作績效</b>					
<b>(針對持續全年流通在外之股份)</b>					
期初淨資產價值	\$20.47	\$20.40	\$19.93	\$22.73	\$18.81
來自投資操作之收益 <sup>a</sup> :					
淨投資收益 <sup>b</sup>	0.54	0.52	0.48	0.56	0.56
淨實現及未實現利得(損失)	(1.33)	0.68	1.97	(2.46)	4.48
來自投資操作之收益總額	(0.79)	1.20	2.45	(1.90)	5.04
扣除配息:					
來自淨投資收益	(0.53)	(0.53)	(0.57)	(0.55)	(0.54)
來自淨實現利得	(0.31)	(0.60)	(1.41)	(0.35)	(0.58)
配息總額	(0.84)	(1.13)	(1.98)	(0.90)	(1.12)
<b>期末淨資產價值</b>	<b>\$18.84</b>	<b>\$20.47</b>	<b>\$20.40</b>	<b>\$19.93</b>	<b>\$22.73</b>
總報酬	(4.31)%	5.82%	12.62%	(8.51)%	27.78%
<b>對應平均淨資產比率</b>					
費用 <sup>c,d</sup>	0.56%	0.57%	0.57%	0.58%	0.58%
淨投資收益	2.57%	2.32%	2.35%	2.66%	2.76%
<b>補充資料</b>					
期末淨資產(000's)	\$1,134,602	\$1,383,667	\$1,200,859	\$1,179,002	\$1,262,883
投資組合資金週轉率(%)	4.43%	5.66%	5.18%	12.19%	7.90%

- 視與基金所獲取的收益以及/或是基金投資市值的變動相關的基金股份出售與購回的時點而定，於此期間內流通在外股份所顯示的金額可能與此期間的經營業績表未有關聯。
- 以每日平均流通在外股數為基礎。
- 費用減少的利益四捨五入到小於0.01%。
- 關係企業支付款項減免的利益四捨五入到小於0.01%。

## 配息與稅賦

### 所得及資本利得分配

作為一個受管轄投資公司，本基金通常無須為了它發放給您的收益與利得繳納聯邦收益稅。本基金預定至少每季自其淨投資收益發放一次收益配息。資本利得，若有的話，至少每季分配一次。本基金得較頻繁地發放股利收益與資本利得，若有需要的話，以便降低或是排除加諸於本基金的聯邦特許權稅或所得稅。每次的發放金額將有所變動，且不保證本基金每年皆會發放所得股利或資本利得股利。除非您選擇收取現金，否則您的收益配息與資本利得將以淨值(NAV)自動轉入再投資為增加的股份。

### 年度報表

在每年結束不久後，您將會收到一份來自本基金有關您前一年於本基金所獲配息所屬聯邦收益稅賦處理和任何應稅賣出或轉換所涉及之基金股份的稅賦資訊。如果碰到本基金在核發予您稅賦資訊後有必要重新歸類收益或是調整任何涉及賣出或轉換基金股份的成本基礎時，本基金將會寄給您一份更正稅賦資訊。於10、11或12月對記名股東所宣告的12月配息但是在1月份支付，將視為係在12月發放而須課稅。有關本基金年度配息的額外稅賦資訊得於網站上瀏覽：[franklintempleton.com](http://franklintempleton.com)。

### 避免“購買股利”

當您購買基金股份時，本基金之淨資產價值可能會反應基金持有之投資組合證券之未分配收益、未分配資本利得或未實現投資組合價值增值。對於應課稅的投資人，即使該配息收入為投資報酬的一部分，您仍須為基金隨後的配息納稅。在本基金宣告發放股利前或資本利得分配前購買本基金股份，有時將被視為“購買股利”。

## 稅賦考量

假如您是應課稅的投資人，您在本基金所獲得的配息及資本利得，不管是轉入再投資購買追加的股份或是現金股利，皆會被課以一般所得稅率或者是資本利得稅率，或是兩者兼具。富蘭克林公用事業基金(本基金之配息來源可能為本金)為一般所得或資本利得。

### 股利收入

配息收益通常適用於一般所得稅率，而由本基金向股東報告為合格股利的配息收益，在符合特定持有期間要求下的個人投資者得以適用調降的長期資本利得稅率。資本返還的配息通常無須課稅，但是將降低您基金股份的成本基礎，並且當您日後賣出您的股份時，將導致較高的資本利得或是較低的資本損失。

### 資本利得

本基金短期資本利得的分配也將適用於一般所得稅率。不管您持有基金股份期間長短，長期

資本利得的分配是以調降的長期資本利得稅率課稅。對於2024年應納稅收入不超過47,025美元的單身人士(已婚人士申請聯合報稅的應納稅收入不超過94,050美元),適用的長期資本利得稅率為0%。對於應納稅收入超過這些數額但分別不多於518,900美元的單身人士或583,750美元的共同申報人,適用的長期資本利得稅率為15%。單身人士應納稅收入超過518,900美元以及已婚人士共同申報的應納稅收入超過583,750美元的長期資本利得稅率為20%。3.8%的醫療保險稅也可能被額外課徵,其討論如下所示。

### 基金股份銷售

當您出售本基金股份或是將原基金持股轉換到不同的富蘭克林坦伯頓旗下或美盛基金持股時,您通常將實現應稅的資本利得或虧損。若您持有本基金股份超過一年以上,任何淨長期資本利得將可能適用於長期資本利得所調降的稅率。在同一支基金中一股份類別轉換到另一股份類別不屬於課稅範圍,這類交易亦無資本利得或是損失須要提出申報。

### 成本基礎申報

如果您在2012年1月1日當日或之後取得本基金股份,通常稱為“涉及股份”,並且在前揭日期之後賣出或轉換股份,則本基金通常須要每年向您以及美國國稅局報告成本基礎資訊。本基金將利用平均成本方法(本基金的“內定方法”)計算您的涉及股份之成本基礎,除非您聯絡本基金選用不同的方法,或是選擇在每次賣出或轉換之時特別指明您的股份。如果您的帳戶是持有於您的金融理財顧問或是其他的經紀商-經銷商,該公司可能選用不同的內定方法。在這些情況下,敬請與該公司連絡以取得您的帳戶之現有方法及選擇性的相關資訊。股東應小心謹慎地審閱由本基金所提供的成本基礎資訊,並且準備當申報這些金額的聯邦收益稅及州收益稅時所要求之任何的額外基礎、持有期間或是其他調整。有關成本基礎申報的額外資訊得於網站 [franklintempleton.com/costbasist](http://franklintempleton.com/costbasist) 查詢取得。

**醫療保險稅。**美國納稅個人、不動產以及信託的某些淨投資收益(包括從基金所收取的一般收益及資本利得分配以及來自贖回的淨利得或是其他基金股份的應稅資產處分)將額外課徵3.8%的醫療保險稅,前揭適用於這些人的“計算調整後所得毛額(modified adjusted gross income)” (如果是個人)或是“調整後所得毛額(adjusted gross income)” (如果是不動產或信託)超過門檻金額者。對於此額外醫療保險稅的任何責任將就您的聯邦所得稅納稅申報表提出申報,並且將以其支付之。

### 代扣保留

如果股東提供不正確的納稅人身分號碼或是根本沒有提供該號碼,沒有恰當地申報利息或股利的款項而按美國國稅局行事須遵從代扣稅賦規定,沒有證明該股東無須遵從代扣稅賦規定,或是沒有證明該股東是美國人(包括美國居民),則股東在基金收益及資本利得的任何分配或是來自基金股份的出售或轉換的款項可能須遵從代扣稅賦的規定。代扣稅率目前為24%。州代扣稅賦規定也可能適用之。

### 州稅與地方稅

基金的一般收益和資本利得的分配與基金股份銷售所獲的利得通常須繳交州稅與地方稅。

## 非美國投資人

非美國投資人所獲基金一般配息收益可能適用 30%代扣稅或略低之稅率。非美國投資人在其股份的價值也可能適用美國房產稅。他們須提具特殊美國稅賦證明條件才適用於得以規避預扣代扣稅、主張任何代扣稅免除及主張任何協定利益等。本基金股份出售的已實現資本利得、本基金從淨長期資本利得所支付之資本利得配息、本基金從淨短期資本利得所支付之短期資本利得配息及本基金從其美國境內來源的合格淨利息收益所支付之利息相關配息通常將得以免除美國代扣稅。然而，儘管得以就來源免除美國代扣稅，但是如果您不能恰當地證明您不是美國人時，將以 24%之稅率代扣任何這類股利、收益分配以及資本利得。

## 其他申報及代扣要求

在美國海外帳戶稅收遵循法案 (The Foreign Account Tax Compliance Act, 簡稱FATCA) 的意旨範圍內，款項支付予“外國金融機構 (a foreign financial institution)”股東或是“非金融外國法人 (a non-financial foreign entity)”股東，可能須在本基金所支付的收益配息代扣30%稅額。FATCA代扣稅通常得以被避免對外國金融機構來說，在某些情況下，美國國稅局需要某些外國金融帳戶的所有權資訊或其他適當證明或文件以確認其FATCA身分狀態。本基金或將需要申報某些股東帳戶資訊給美國國稅局、非美國當地的稅務機關或其他第三人以遵循FATCA。

## 其他稅賦資訊

在「配息與稅捐」章節中的討論只是一般資訊並非稅務建議。在投資本基金之前，您應該與您的稅務顧問諮詢您的特別狀況，以及任何有關聯邦稅、州稅、地方與外國稅賦結果。有關投資於本基金的稅賦結果之補充資訊得於本基金的補充資料報告書查詢。



## 您的帳戶

### 選擇股份類別

每一股份類別皆有其個別的銷售手續費以及費用結構，方便您針對所需來選擇合適的類別。有些股份類別並沒有經由特定金融中介機構提供銷售。您的金融中介機構或是投資代表（理財顧問）能夠協助您決定對您最合適的股份類別。只有在投資紀錄上指定投資代表（理財顧問）的投資人可以選擇 C 股或 R 股購買。未指定理財顧問但已持有 C 股或 R 股之既有投資人，不能再追加 C 股或 R 股的投資，但可以在其他有 C 股或 R 股之富蘭克林坦伯頓或美盛基金間進行轉換。配息及資本利得配息再投資可以繼續投資在現存的 C 股或 R 股的基金帳戶之下。這些規定不適用於雇主贊助的退休計劃。

A 股	C 股	R 股	R6 股	Advisor 股
3.75%或少於5.50%的首次銷售手續費。	沒有首次銷售手續費。	沒有首次銷售手續費。	請參閱提供“合格投資人—R6 股”的說明。	請參閱提供“合格投資人—Advisor 股”的說明。
在十八個月之內出售高於或等於美金五十萬元，將收取 0.75% 的遞延銷售手續費。	在十二個月之內出售您的基金持股，將收取 1% 的遞延銷售手續費。	不收取任何的遞延銷售手續費。		
由於較低的配銷費用，A 股的年度費用較 C 股及 R 股為低。	由於較高的配銷費用，C 股和 R 股的年度費用較 A 股為高。約 10 年後將自動轉換成 A 股，減少未來的年度費用。	由於較高的配銷費用，R 股的年度費用較 A 股為高（低於 C 股）。不會轉換至 A 股，所以年度費用不會減少。		

富蘭克林公用事業基金（**本基金之配息來源可能為本金**）於 2018 年 9 月 10 日開始提供銷售 A 股。

A1 股自 2018 年 9 月 7 日市場收盤時起不受理新投資者。截至該日期擁有開放式和資金帳戶的現有投資者將能夠透過股息再投資、轉換和追加申購繼續投資該基金的 A1 股。雇主退休計劃、福利計劃或委託分配計劃在 2018 年 9 月 7 日或之前有提供的基金 A1 股予參與者或客戶者，可於現有參與者帳戶繼續為此類股的新參與者開立帳戶購買額外股份。

#### A, A1, C & R 股

提供特定銷售手續費免除及折扣可能取決於您直接從本基金或透過金融中介機構申購您的基金股份。不同的金融中介機構可能會酌收不同的銷售手續費（包括可能的銷售手續費扣抵或減免）其費用列示於下表。有關金融中介機構提供特定銷售手續費之變動，請參閱公開說明書附錄 A 中所描述，標題為“金融中介機構銷售手續費折扣及免除”。附錄 A 得併入公開說明書參考（係本公開說明書合法上的一部分）。

在所有情況下，申購者有責任於申購時，若有符合銷售手續費用免除或折扣之任何關係或其他事實時，通知本基金或申購者的金融中介機構。如透過特定中介機構不能享有免除或折扣，股東必須直接從本基金或透過其他中介機構申購本基金股份，以享有此免除或折扣。

如上所述，本公開說明書中描述的某些股份類別和/或股東權益或服務的可用性將取決於您的金融中介機構的政策、程序和交易平台。因此，您可能通過您的金融中介機構投資於年費和開支高於本公開說明書中提供的其他股份類別，這將對您的投資回報產生不利影響。基金不對任何額外的股份類別資格要求、投資最低限額、交易特權或金融中介機構施加的其他政策負責，也不負責將任何變更通知股東。金融中介機構（而非本基金）有責任確保您獲得適當的金融中介機構特定豁免、折扣、最低投資額、最低賬戶餘額和其他特殊安排，並且您有資格通過您的金融中介確保您被置於適當的股份類別中。請諮詢您的財務顧問以考慮您的選擇，包括您是否有資格獲得本公開說明書中描述的股份類別和/或股東權益或服務。

銷售手續費 - A 股及 A1 股		
您的投資金額	估賣價之銷售手續費百分比 <sup>1</sup>	等於佔淨投資額的百分比 <sup>1</sup>
低於美金十萬元	3.75	3.90
美金十萬元但低於美金二十五萬元	3.25	3.36
美金二十五萬元但低於美金五十萬元	2.25	2.30
美金五十萬元或以上	0.00	0.00

<sup>1</sup> 銷售手續費的收費金額是基金單位的賣價（適用銷售手續費的要件如上表所示）與基金單位淨資產價值之間的差價。因為賣價採標準進位計算至小數點第二位，股份購買的數目與由賣價百分比而得的銷售手續費金額以及您的淨投資額可能因進位或退位而有高低出入。

## 銷售手續費扣抵及免除

### 數量折扣

我們提供兩種方法使您可以結合您現有的 A 股基金股份申購數量以及其他現有的富蘭克林坦伯頓和美盛基金持股，使您現有的申購數量能夠適用於較低的銷售手續費。當您持有的基金股份達到某個「銷售手續費突破點」時，您將能夠適用較低的銷售手續費。您也可以免費在網站上查詢這項資訊：[franklintempleton.com/quantity\\_discount](http://franklintempleton.com/quantity_discount)。

您也可以在此 [franklintempleton.com](http://franklintempleton.com) 的網站中，點選“Investments”中的“Sales Charges and Breakpoints”，即可連結到上述網頁。

1. **累積數量折扣**—合併您現有的富蘭克林坦伯頓和美盛基金股份（稱為可享折扣優惠之累積數量股份）與您目前申購的 A 股及/或 A1 股基金股份，來決定您是否具有銷售手續費突破點的資格。合格累積數量折扣股份為富蘭克林坦伯頓和美盛基金股份註冊於（或是經由金融中介機構所持有於）：

- 您個人名下；
- 您的“家庭成員”定義是由適用的州法所認可之您的配偶或是國內合夥人，以及您的年紀小於 21 歲的子女；
- 您與一位或多位家庭成員聯名持有；

- 您與其他人士(非家庭成員)聯名持有,且該位人士並未將聯名持有之基金股份列入其個人投資之富蘭克林坦伯頓和美盛基金股份的可享折扣優惠之累積數量股份之內;
- 在 Coverdell 教育儲蓄帳戶,您或家庭成員為指定負責人;
- 在您的 IRA (包含 Roth IRA 或雇主贊助的 IRA:例如 SIMPLE IRA) 或您涵蓋 403(b)計畫的非 ERISA 的受託人或保管機構,前提是基金股份是登記/紀錄在您的或家庭成員的社會安全號碼下;
- 您或家庭成員具有對 529 大專儲蓄計畫帳戶的投資處理與監控權;
- 任何您或家庭成員具有獨立或與人共享的帳戶投資處理與監控主要職權的實體(例如:您或家庭成員是 UGMA/UTMA 兒童帳戶的保管人,您或家庭成員是信託的受託人,您(或家庭成員)是您(或家庭成員)的獨資事業的商業帳戶(但不包括退休計畫)的被授權帳戶簽署人);
- 由您或家庭成員為讓與人而設立之信託。

由雇主贊助退休基金計畫(定義如下)的管理人或受託人/保管機構(例如:401(K)計畫)所持有之富蘭克林坦伯頓和美盛基金股份以及透過富蘭克林坦伯頓及美盛分別管理的帳戶所提供的這類基金股份不能計入累積數量折扣優惠。

由多種雇主贊助退休基金計畫所持有富蘭克林坦伯頓和美盛基金股份,若是該等計畫是由同一雇主所贊助,則得以結合所持有的基金股份以計入「銷售手續費突破點」。

若您認為你有可享折扣優惠之累積數量股份得以合併到您的目前申購量,且可達到「銷售手續費突破點」時(例如:股份由不同的經紀商-經銷商帳戶、銀行或是投資顧問所持有之帳戶),您有責任在申購時(包括未來作任何申購時)特別向您的理財顧問指明這些股份。您可能須要向您的理財顧問提供投資於富蘭克林坦伯頓和美盛基金的所有相關帳戶之資訊及紀錄(包括帳戶報表)。若您對您所關聯的富蘭克林坦伯頓和美盛基金股份沒有指定理財顧問,您有責任在申購時特別向基金股務代理機構指明這些可享折扣優惠之累積數量股份。

若您有可享折扣優惠之累積數量股份得以併入您的目前申購,但您卻未在任何申購之時告知您的理財顧問或是富蘭克林坦伯頓和美盛基金的股務代理機構,您將不能獲取可得之銷售手續費抵扣的優惠,因為您的理財顧問以及本基金通常沒有該等資訊。

可享折扣優惠之累積數量股份的價值等同於這些股份的成本或現值中較高者。股份現值是由您申購前的基金股份數目乘上申購當日的公開發行價格而定之。股份的成本是在您申購前的可享折扣優惠之累積數量股份之加總金額(包括再投資的股利和資本利得,但不包括資本增值),減去任何贖回。因為您的目前理財顧問或是富蘭克林坦伯頓和美盛基金可能沒有或是維持這些資訊,因此您有責任去留存足以證實歷來股份成本的任何紀錄。

“雇主贊助退休基金計畫”是一種合格退休計畫,ERISA 涵蓋了 403 (b) 與特定的以類似於合格退休計畫方式運作的非合格遞延補償規畫,例如 457 計畫與執行遞延補償規畫等,但並不包含雇主贊助 IRAs。合格退休計畫”是一種雇主贊助且符合內部盈餘法規之 401(a)條款,包括 401 (K) 條款(包含退休金、利益分享與福利計畫)規定的退休或利益分享計畫。

**2. 意向同意書(LOI)**–若您表明您同意在 13 個月的期間內，陸續購買“可享折扣優惠之累積數量股份”(“累計數量折扣”之定義如以上段落所述)達所載明的投資金額，即可獲得相同於一次大額購買所適用的銷售手續費；然而，依據再投資的權利、您的持股增值所進行的申購，不計入意向同意書期間之申購中。在 13 個月的期間內，額外的申購、以及再投資股利和資本利得計入您的意向同意書中。我們將預留您想要申購之總額的 5% 的 A 股和/或 A1 股註冊於您名下，直到您達成意向同意書所載投資金額，它將用來備抵當您無法履行意向同意書所載投資金額時所須追加的銷售手續費。當您認為你有充分的合格累積數量股份得以達成意向同意書所載投資金額時，您有責任告知您的理財顧問。若您對您所關聯的富蘭克林坦伯頓基金股份沒有指定理財顧問，而當您認為您有充分的合格累積數量股份得以達成意向同意書所載投資金額時，您有責任告知基金的服務代理機構。關於更多意向同意書的細節，可參閱本基金的補充資料報告書。在意向同意書開始日之前，您的可享折扣優惠之累積數量股份(“累計數量折扣”之計算如以上段落所述)的價值，可計入您的意向同意書中。然而，可享折扣優惠之累積數量股份的成本價值，只能在意向同意書開始日的 18 個月內進行股份申購彙總。

您只須在帳戶申請書中就適用之項目填妥，就可立即簽字參加這些方案。

就累計數量折扣意向同意書而言，富蘭克林坦伯頓和美盛基金包括布蘭迪全球基金、凱利基金、馬丁可利基金和西方資產基金。他們未包含投資在富蘭克林坦伯頓變額保險產品信託、Legg Mason Partners Variable Equity Trust、Legg Mason Partners Variable Income Trust 或 Legg Mason Partners Money Market Trust (經銷商帳戶中持有的股份除外)的部位。請聯繫您的服務代理或基金以獲取更多信息。

### 銷售手續費免除

某些特定投資人購買 A 股和 A1 股，可無須支付首次銷售手續費或是或有遞延銷售手續費 (CDSC)。如果您要索取關於銷售手續費免除的現有資訊，請致電您的投資代表或是請撥投資人服務熱線(800) 632-2301。

**特定投資人的銷售手續費免除。**下列投資人或投資情形基於在銷售成果及費用的可預期經濟規模，而符合購買 A 股和/或 A1 股無須支付首次銷售手續費或是或有遞延銷售手續費(CDSC)，其包括：

- 與富蘭克林承銷有限公司(承銷公司)已執行銷售合約的證券交易商及其關係企業的現任員工及其眷屬，依其雇主所允許之內部政策。
- 富蘭克林坦伯頓及其子公司的員工。
- 任何富蘭克林坦伯頓或美盛贊助的基金的董事會成員和高級職員。
- 由富蘭克林公司的子公司依據：(1) 顧問契約(包含附屬顧問契約)、及/或(2) 作為贈與或遺囑信託之受託人所管理的資產。
- 提供予退休計劃的團體年金分離帳戶。
- 由銀行、信託公司或互助儲蓄銀行擔任具有投資決定權之受託人的購買。
- 顧問費用方案。由投資人所取得之股份(相關於)投資人與註冊中介-經紀商或投資顧問、信託公司、銀行或其他金融中介機構(簡稱為方案發起者)之間所簽訂的綜合費用或其他顧問費用合約，其為投資人支付該方案發起者提供投資顧問服務的費

用，而方案發起者或是中介-經紀商則透過投資人所取得之股份而與承銷商簽訂基金股份銷售授權合約。沒有首次投資金額的限制。

- 與富蘭克林承銷有限公司富蘭克林承銷公司已簽訂合約並且已被富蘭克林承銷有限公司富蘭克林承銷公司核准可透過網路、平台，或自行投資經紀帳戶提供基金股份的金融中介機構分銷商得向其顧客收取交易費或其他費用。
- 股東直接從本基金直接購買且不透過任何金融中介機構（亦即承銷公司是紀錄中介）。
- C股股東依C股之轉換功能，其股份於持有8年後轉換為A股股份。

富蘭克林慈善捐贈基金得無設限購買C股或是無須支付或有遞延銷售手續費（CDSC）。

**退休計劃。**請告知富蘭克林坦伯頓投資人服務以下得取得A股淨值：

- 雇主贊助退休計劃（簡稱為“計劃”或“一個計劃”）其透過帳務紀錄維護平台或是第三方退休平台進行投資；或
- 投資人申購股份的款項係來自以Fiduciary Trust International of the South（FTIOS）為保管機構的個人退休帳戶。

## 美金五十萬元及以上的投资

假如您的投資金額超過美金五十萬元以上，不管是單次總額或是透過我們的累積數量折扣亦或是意向同意書(LOI)方案，您都可以購買A股和/或A1股而無須支付首次銷售手續費。然而，在十八個月之內出售任何您的基金持股將收取1%的或有遞延銷售手續費(CDSC)。（請詳參或有遞延銷售手續費—A,A1 & C股資料）。

## 配銷及服務〔12b-1〕費用

A股和A1股採用配銷方案，有時稱之為12b-1方案，即允許本基金每年分別地支付不超過0.25%及0.15%的配銷費用或其他費用給參與銷售和配銷A股和A1股以及提供其他服務給股份持有者之單位。因為在持續進行的基礎上，這些費用的支付是來自A股和A1股的資產，經年累月下勢必會增加您的投資成本，而且可能比其他型態的銷售手續費支付更多。

我們以十二個月期間計算這些費用的金額，其可能不同於本基金的會計年度。因此，由於時間選擇的不同，在本基金費用表格所顯示的金額（其係基於本基金的會計年度）可能不同於12b-1方案所載金額，不過其從未超過以十二個月衡量期間的12b-1方案所載金額。

銷售手續費 - C股
------------

銷售手續費 - C股，無首次銷售手續費。
----------------------

## 或有遞延銷售手續費

在十二個月之內售出任何您的C股基金持股，將收取1%的或有遞延銷售手續費。每類型股份

的或有遞延銷售手續費之計算方式皆相同(請詳參“或有遞延銷售手續費—A, A1 & C 股資料”)。

## 配銷及服務〔12b-1〕費用

C 股採用配銷方案，有時稱之為 12b-1 方案，即允許本基金每年支付不超過 0.65% 的配銷費用或其他費用給參與銷售和配銷 C 股以及提供其他服務給股份持有者之單位。因為在持續進行的基礎上，這些費用的支付是來自 C 股的資產，經年累月下勢必會增加您的投資成本，而且可能比其他型態的銷售手續費支付更多。

## C 股持有 8 年後自動轉換為 A 股

C 股的轉換功能提供 C 股於持有 8 年或以上將自動轉換為 A 股，並且將不再適用 C 股的 12b-1 費用之規定(但是將依循 A 股的 12b-1 費用之規定，若有的話)(“轉換功能”)。本基金之 C 股於申購日 8 週年之後，將以月為基準，於當月或次月，自動轉換成 A 股。每月轉換日期通常發生在每月中旬左右，一般在星期五。

### 轉換功能條款

本基金的 C 股將自動轉換為 A 股，轉換的基礎是依據二個類股之相對淨資產價值。依據轉換功能將 C 股轉換至 A 股，股東將不需支付申購手續費，包括或有遞延銷售手續費。本基金的 C 股在持有 8 年後自動轉換為 A 股，預計不會成為聯邦所得稅目的之應稅事件。股東應向稅務顧問諮詢有關此轉換之州及當地稅務影響。

如果您持有同一基金的 C 股和 A1 股，請您注意，在持有 10 年之後，您的 C 股將自動轉換成基金的 A 股(不是 A1 股)，並依循 A 股 12b-1 費用的規定。在某些情況下，您可以要求將轉換後獲取的 A 股換至您既有的 A1 股帳戶；但是，並非所有中介機構都能夠接受這種轉換交易。請向您的金融中介機構諮詢以獲得更多資訊。

如果您之前已持有富蘭克林坦伯頓或美盛基金的 C 股之後被合併或轉換到本基金，則您持有這些股份的時間計入自動轉換為 A 股的 10 年期限。透過自動再投資股利或配息所獲得之本基金 C 股將於轉換日自動轉換成 A 股，依照非透過再投資股利或配息所獲得之 C 股比重轉換。

透過金融中介機構在綜合帳戶中持有的 C 股將被轉換為 A 股，若中介機構能證明股東已符合所規定的持有期限。在特定情況下，當股份投資透過退休計劃、綜合帳戶及其他特定狀況，本基金及其代理機構可能不具透明度以說明股東持有 C 股的期間，而決定該 C 股是否能夠自動轉換至 A 股，金融中介機構可能無法追蹤個別股東之購買持有期間。這主要發生當股份透過某些記錄保管員投資於集體退休計劃時，金融中介機構無法追蹤股份的參與年限。在這些情況下，本基金將無法如上所述自動轉換 C 股至 A 股。為了確定這些轉換的資格，股東或其

金融中介機構有責任通知本基金，股東有資格將 C 股轉換成 A 股，並且股東或其金融中介機構可能需要維持並向本基金提供證明其持有 C 股期限的記錄。保存記錄並確認股東已持有適當的期間是金融中介機構（非本基金）的責任。請向您的金融中介機構諮詢您的股份是否有此轉換的資格。

新帳戶或新計劃也可能不具資格購買本基金的 C 股，若已確定中介機構無法追蹤股東的持有期間以確認是否股東所持有的 C 股有資格轉換至 A 股。於 2018 年 10 月 5 日或之前參與帳戶或計劃（及其後繼者，相關和關係的計劃）而持有本基金 C 股，這些股份得持續開放帳戶予新參與者並且既有參與者帳戶可申購額外股份。本基金不負責監查、監控或實施金融中介機構確認股東是否符合轉換所需的持有期限的程序。

金融中介機構得協助以及/或控管帳戶、計劃或平台，推行不同轉換時程或轉換 C 股成 A 股的不同資格要求。在這些情況下，C 股股東可能會根據金融中介機構的政策將其轉換為 A 股，且該轉換可以被建構成對同一基金的 C 股對 A 股股份交換。在這些情況下，金融中介機構將負責進行這種交換。請諮詢您的金融中介機構，假如您對您的股份從 C 股轉換為 A 股有任何疑問。

銷售手續費 - R 股
-------------

銷售手續費 - R 股，無首次銷售手續費。
-----------------------

## 退休計劃

對以下的投資人，R 股有現成的配套措施：

- 雇主贊助退休金計劃
- 以直接投資或是以分離帳戶經營之健康償還帳戶及健康儲蓄帳戶
- 已經承銷公司核准的金融中介平台的 IRAs
- 已經承銷公司核准之平台或是直接向本基金購買之非 ERISA 403(b)計劃
- 透過已經承銷公司核准之金融中介機構所持有的特定其他退休帳戶

## 配銷及服務〔12b-1〕費用

R 股採用配銷方案，有時稱之為 12b-1 方案，此允許本基金每年可支付不超過 0.50% 的配銷費用或其他費用給參與銷售和配銷 R 股以及提供其他服務給股份持有者之單位。因為在持續進行的基礎上，這些費用的支付是來自 R 股的資產，經年累月下勢必會增加您的投資成本，而且可能比其他型態的銷售手續費支付更多。

## 或有遞延銷售手續費—A, A1 & C 股

每類型股份的或有遞延銷售手續費是比較股份銷售時的現值和股份購買時的淨值何者為低，

來做計算基礎。當您的配息或收益轉入再投資時，則無須支付任何或有遞延銷售手續費。

為了儘可能降低您的或有遞延銷售手續費，我們會在您每次下銷售指令時，優先賣出您帳戶內無須支付或有遞延銷售手續費的股份。如果無足夠的股份可迎合您的要求，我們會按照先進先出的方式來銷售股份。在您做基金轉換時，我們亦會採用相同的方式（請詳參“基金轉換”資料）。

**或有遞延銷售手續費的持有期間**開始於您購買股份的那天。您的股份在下個月的同一日期將計算持有一個月，以此類推。舉例來說，如果您在某月 18 日購買股份，則在下個月的 18 日即持有股份一個月，在下下個月的 18 日即持有股份二個月，以此類推。

## 重新投資之優惠\*

若您賣出富蘭克林坦伯頓基金之任何股份類別，您得將全部或部分的賣出所得款項於賣出後 90 天內重新投資於相同股份類別（或等同的股份類別，如您贖回的股份類別，已不開放給新投資人申購）而無須支付首次銷售手續費。如果在投資當時您的股份已直接跟本基金的股務代理機構註冊：若是帳戶持股紀錄沒有指定投資代表，則 C 股或 R 股將被轉入再投資在 A 股；以及，來自 Z 股的早期賣出收益也得被轉入再投資在 A 股。若帳戶持有人不再持有 A1 股的投資，則賣出基金 A1 股的收益也會被重新投資於 A 股。

此重新投資的優惠不適用於：(i) 定期定額投資方式，例如透過銀行帳戶定期扣款申購、或是 (ii) 基金申購款來自於非富蘭克林坦伯頓之個人或雇主贊助之 IRA 計畫的雇主贊助退休計畫所間接持有的富蘭克林坦伯頓或美盛基金股份。

您必須在您投資時通知您的投資代表或是本基金的股務代理機構有關此優惠，以便善用此重新投資之優惠。

基本上，假如您賣出您的 A 股和/或 A1 股或 C 股並支付了或有遞延銷售手續費，承銷公司會將您在 90 天之內就出售金額轉入再投資部分所支付的或有遞延銷售手續費經由增加到轉入再投資金額的方式退回您的帳戶。對於 A 股和/或 A1 股有得以被退回之或有遞延銷售手續費轉入再投資時，則將適用新的或有遞延銷售手續費且將重新開始計算或有遞延銷售手續費持有期間。對於 C 股有得以被退回之或有遞延銷售手續費轉入再投資在 A 股和/或 A1 股時，您在新配發 A 股和/或 A1 股將不會收到得以被退回之或有遞延銷售手續費，而且您的投資將不用支付任何或有遞延銷售手續費。

## 合格投資人 – R6 股

下列投資人符合申購本基金之 R6 股份：

- 雇主贊助退休計劃的計畫級別或是綜合帳戶係持有於富蘭克林坦伯頓投資人服務（Franklin Templeton Investor Services）的名冊。



- 當捐贈資產；基金會；地方縣市州政府機構；公司；公司化的非營利組織以及保險公司（合稱為“機構投資人”）直接購買基金時，機構投資人的最低首次投資金額為每檔基金美金一百萬元。
- 無關聯之美國註冊共同基金，包括以組合基金形式運作之基金。
- 其他富蘭克林坦伯頓或美盛基金以及富蘭克林坦伯頓投資經理公司提供顧問或輔助顧問服務的基金。
- 執行銷售契約附錄的金融中介機構，承認其僅代理其客戶進行 R6 股之交易。
- 顧問費用方案。由投資人所取得之股份（相對於）投資人與註冊中介-經紀商或投資顧問、信託公司、銀行或其他金融中介機構（簡稱為方案發起者）之間所簽訂的綜合費用或其他顧問費用合約，其為投資人支付該方案發起者提供投資顧問服務的費用，而方案發起者或是中介-經紀商則透過投資人所取得之股份而與承銷公司簽訂基金股份銷售授權合約。沒有首次投資金額的限制。
- 在計劃層級內的健康儲蓄帳戶（HSAs）或在富蘭克林坦伯頓投資服務公司帳簿上已持有之綜合帳戶。

## 合格投資人 – Advisor 股

下列投資人或投資資產可能符合申購本基金之 Advisor 股份的資格：

- 顧問費用方案。由投資人所取得之股份（相對於）投資人與註冊中介-經紀商或投資顧問、信託公司、銀行或其他金融中介機構（簡稱為方案發起者）之間所簽訂的綜合費用或其他顧問費用合約，其為投資人支付該方案發起者提供投資顧問服務的費用，而方案發起者或是中介-經紀商則透過投資人所取得之股份而與承銷商簽訂基金股份銷售授權合約。沒有首次投資金額的限制。
- 當直接購買本基金時，符合美國內部收益法規第 501 條所規定之資格的政府、市政府、及免稅實體。
- 與富蘭克林承銷有限公司已執行銷售合約的證券交易商及其關係企業的現任員工及其眷屬，依其雇主所允許之內部政策。投資管理人及其關聯公司在職員工。
- 投資經理的前僱員及其關聯公司員工(已存在帳戶)。
- 與富蘭克林集團相關公司管理的投資公司的現任和前任董事會成員。
- 與富蘭克林集團相關公司的現任和前任董事會成員。
- 這些人的「直系親屬」。「直系親屬」是指此人的配偶（包括已故董事會成員的未亡配偶）、父母、祖父母以及子女和孫子女（包括繼親關係）。對於此類投資者，最低初始投資額為 1,000 美元，每次購買額外股份的最低金額為 25 美元。在職員工可以通過系統的投資計劃購買額外的股份。
- 由富蘭克林公司的子公司依據：(1) 顧問契約（包含附屬顧問契約）、及/或 (2) 作為贈與或遺囑信託之受託人所管理的資產。
- 雇主贊助退休計劃（簡稱為“計劃”或“一個計劃”）其透過帳務紀錄維護平台或是第三方退休平台進行投資。
- 雇主贊助退休計劃其總計劃資產金額達到或超過美金一百萬元直接投資於富蘭克林坦伯頓和美盛基金。

- 由銀行、信託公司或互助儲蓄銀行擔任具有投資決定權之受託人的購買。
- 作為依據美國內部收益法規第 529 條規定的合格學費計劃之一部份而成立的任何信託或計劃。
- 與富蘭克林法人機構公司 (Franklin Templeton Institutional, LLC, 簡稱為 FTI, LLC) 的現有客戶有關的個人或實體, 但須 FTI, LLC 已諮詢其客戶並同意。
- 無關聯之美國註冊共同基金, 包括以組合式基金形式運作之基金。
- 持有之帳戶資產係依據投資顧問公司的推介所提供: (1) 資產持有於與投資顧問公司之無關聯的公司、(2) 投資顧問公司與其客戶係按照聘用訂金或是其他類似費用安排、(3) 客戶為非個人客戶、及 (4) 富蘭克林公司的子公司同意該投資。
- 與富蘭克林承銷有限公司已簽訂合約並且已被富蘭克林承銷有限公司核准可透過網路、平台, 或是自行投資經紀帳戶提供基金股份的金融中介機構分銷商得向其顧客收取交易費或其他費用。最低首次投資金額為美金十萬元, 除非另經承銷公司豁免。

## 同一基金之股份轉換豁免

於金融中介機構轉換同一基金股份。以下所述為同一基金股份之間的轉換, 通常為免稅, 其為聯邦所得稅目的。您應諮詢您的稅務顧問, 以瞭解此類基金股份轉換在州稅及地方稅之相關訊息。此轉換權利將被終止且可能不定時修改。

**符合 Advisor 股份或 Z 股份之顧問諮詢計劃資格。**藉由參與由金融中介機構 (“諮詢計劃”) 主辦及/或控制的特定計劃申購 A 股份及 C 股份, 在某些情況下可能由金融中介機構代表股東, 於同一基金轉換為 Advisor 股份, 包括有顧問諮詢計劃資格可申購該基金的 Advisor 股份。如果持有 Advisor 股份的股東不再參與諮詢計劃, 則在某些情況下, 股東持有的 Advisor 股份可由金融中介代表股東交換為同一基金的 A 股。在這種情況下, 股東將適用先前未適用的 12b-1 費用規定。所有此類交換都是由金融中介機構發起而非基金, 基金沒有關於此類交易的資訊或管理。此轉換將以每一股份之 “每股淨資產價值” 為基礎, 不酌收任何銷售手續費或其他費用。除非另有同意, 否則任何轉換至 A 股份和 C 股份都須支付 CDSC 費用。

於金融中介機構轉換 C 股份至 A 股份。透過附錄 A 之特定金融中介機構申購 C 股份, 在某些情況下, 可以由金融中介機構代表股東進行轉換至同一基金的 A 股份。這種轉換將以每一股份之 “每股淨資產價值” 為基礎, 不酌收任何銷售手續費或其他費用。

## 購買股份

### 最低投資金額 — A, A1, C & R 股

	首次投資
一般帳戶、UGMA/UTMA 帳戶、目前與以前的富蘭克林坦伯頓基金集團所屬機構的全職員工，高階主管，受託人，和董事等，及其家庭成員	US\$1,000
自動投資計畫	US\$25
雇主贊助退休計畫, SIMPLE-IRAs, SEP-IRAs, SARSEPs 或 403(b)計畫帳戶	無最低金額限制
IRAs, IRA 孳息, Coverdell 教育定期定額計畫, 或 Roth IRAs	US\$250
經紀商-代理商資助配套帳戶方案	無最低金額限制

金融中介機構可能會規定與上表不同的最低投資金額。本基金對金融中介機構所規定的任何最低投資金額或將其任何變更通知股東等均不負責。有關一些中介機構的特定最低投資金額之更多資訊，請參詳附錄 A。若您對其政策有任何疑問，敬請諮詢您的金融中介機構。

請注意您只能購買（包括轉換交易的申購端）合乎您所屬的州以及轄區的法令規定之基金股份。本基金及其他的富蘭克林坦伯頓基金是計畫對美國居民推展銷售業務，除了非常有限的例外情形，並沒有在其他的管轄範圍內註冊或是提供銷售業務。

尤其，本基金沒有在加拿大任何省分或區域之管轄範圍內註冊，因此本基金股份尚未符合在加拿大任何管轄區域內銷售。本公開說明書所提供之股份不得在加拿大任何省分或區域之管轄範圍內或是為其居民的利益而被直接或間接提供或銷售。未來的投資人可能被要求須表明其非為加拿大居民，並且沒有代表任何加拿大居民來獲取股份。同樣地，本基金沒有在歐盟或是歐洲經濟區的任何會員國家註冊，因此本基金股份尚未符合在前揭任何國家內被直接或間接提供或銷售。如果投資人在購買股份之後變成加拿大、歐盟或是歐洲經濟區居民，則該投資人將無法再追加申購本基金的任何股份（除了配息及資本利得的轉入再投資）或是轉換本基金股份到其他美國註冊的富蘭克林坦伯頓或美盛基金。

## 帳戶申請

如果您打算開立新帳戶，請填妥所附的開戶申請書以及簽署您的大名。確認好您已選擇的基金股份種類。若您未加指示，我們會以投資 A 股來做處理。為了節省時間，您只須在開戶申請書中適當的部分填好所需要的服務項目，就可立即簽字參加投資〔請參詳有關投資人服務〕。舉例說明：若您希望將您的銀行帳戶連結到您的基金帳戶，以便透過您的銀行電匯處理您的基金買賣，請填具開戶申請書中的銀行資料部分。我們會建檔您的銀行資料以處理未來的申購以及贖回。我們不接受現金、第三方支票、信用卡扣帳、預付簽帳卡、非銀行匯款、旅行支票或是開立外國銀行支票，做為購買基金股份價金之支付方式。

## 購買股份

	開戶	增加帳戶投資金額
經由您的投資代表	聯繫您的投資代表	聯繫您的投資代表
<p>透過電話/網路 (800) 632-2301 franklintempleton.com 注意：某些帳戶形式並沒有提供線上帳戶機制。</p>	<p>若您的其他富蘭克林坦伯頓基金帳號以及銀行資料已被建檔時，您可以透過電話開立新的同一註冊帳戶。</p> <p>為了確保當日得以進行投資，您的電話指令必須在美西時間下午一點之前或紐約證券交易所正常排定的收盤前（以較早者為準）被我們收到並接受。您可以在網站：<a href="http://franklintempleton.com">franklintempleton.com</a> 開立特定新帳戶。</p>	<p>在透過電話或網路連結進行追加投資金額到現有的帳戶前，請確認我們已有您的銀行檔案資料。若我們無此資料，您將必須傳送您的銀行名稱及地址之書面指示、一張作廢的支票或儲蓄帳戶存款條。所有銀行及基金帳戶持有人必須簽署請求。若銀行及基金帳戶並無至少一位共同持有人，則每個所有人也必須有其簽名保證。</p> <p>為了確保當日得以進行投資，您的電話或網路指令必須在美西時間下午一點之前或紐約證券交易所正常排定的收盤前（以較早者為準）被我們收到並接受。</p>
<p>透過郵件</p>	<p>請開立支票，填具支票受益人為本基金。將支票連同您已完成簽名的開戶申請書一併寄到投資人服務處。</p>	<p>請開立支票，填具支票受益人為本基金並在支票上載明您的帳號。</p> <p>取出您的帳戶報告書裡的存款條填妥之。若您沒有存款條，請附上一份載有您的姓名、基金名稱、以及您的帳號的便條。</p> <p>將支票連同存款條或是上述便條一併寄到投資人服務處。</p>
<p>透過電匯 (800) 632-2301 (或(650) 312-2000 付費電話)</p>	<p>來電索取電匯控制號碼以及匯款指示。</p> <p>辦理電匯匯款並將您已完成簽名的開戶申請書寄到投資人服務處。在申請表格上，請註記上您的電匯控制號碼或是您的新的帳號。</p> <p>為了確保當日得以進行投資，您的匯款必須在美西時間下午一點之前或紐約證券交易所正常排定的收盤前（以較早者為準）被我們收到並接受。</p>	<p>來電索取電匯控制號碼以及匯款指示。</p> <p>為了確保當日得以進行投資，您的匯款必須在美西時間下午一點之前或紐約證券交易所正常排定的收盤前（以較早者為準）被我們收到並接受。</p>

	們收到並接受。	
透過轉換 franklintempleton.com	請致電(800) 632-2301 股東服務處，或是寄送已簽名的書面指示。您也可以透過網路下達基金轉換的指令。  (請詳參有關基金轉換資訊)	請致電(800) 632-2301 股東服務處，或是寄送已簽名的書面指示。您也可以透過網路下達基金轉換的指令。  (請詳參有關基金轉換資訊)

富蘭克林坦伯頓投資人服務

P.O. Box 997152, Sacramento, CA 95899-7152

免付費電話：(800) 632-2301

或每日 24 小時、每週 7 天皆可瀏覽我們的網站：[franklintempleton.com](http://franklintempleton.com)

## 投資人服務

### 自動投資計畫

此計畫提供您一個簡便的方式來投資本基金，每月自動從您的支票帳戶或是儲蓄帳戶扣款購買基金。請透過我們的網址 [franklintempleton.com](http://franklintempleton.com) 或是填好帳戶申請書中適當的欄位並寄送到投資人服務處，就可立即簽字參加投資。若您要開立新帳戶，請在申請書上載明最低首次投資金額。

### 自動電話系統

我們的自動系統提供 24 小時終日無休的服務供您方便查詢您的帳戶資料或是任何一支富蘭克林坦伯頓基金資料。您可利用按鍵式電話撥打如下列的電話號碼：

股東服務	(800) 632-2301
顧問諮詢服務	(800) 524-4040
退休金計畫服務	(800) 527-2020

### 配息選擇權

您可以將所獲之配息及收益轉入再投資現有基金帳戶中相同基金股份類型\*或是其他的富蘭克林坦伯頓或美盛基金。若您將配息或收益轉入再投資，將無須支付首次銷售手續費或是或有遞延銷售手續費。您也可選擇將您的配息及收益存入銀行帳戶，或是郵寄支票給您。存入銀行帳戶得以電匯方式為之。

\*C 股的股東可以將其配息及收益轉入再投資到美盛貨幣基金之 A 股。Advisor 股的股東可轉入再投資其他富蘭克林坦伯頓或美盛基金之 Advisor 股或 A 股。(Western Asset Government Reserves 基金除外)。

如果您收到配息後並於配息日後 90 天內決定將它轉入再投資到其他富蘭克林坦伯頓基金的 A 股，您將不會被收取首次銷售手續費。

請於申請書中指定您選擇的配息方式，否則我們將為您的配息轉入再投資到本基金相同的股份類別。

### 退休金計畫

富蘭克林坦伯頓為個人與企業提供了多樣的退休金計畫。這些計畫要求有別於一般的申請書，可能需要與贖回相關的特別表格，其政策與流程與本公開說明書所示可能有差別。索取進一步資料，諸如免費的退休金計畫文宣品或是申請書，敬請電洽(800) 527-2020 退休金計畫服務處。

### 電話/網路權利

當您開立帳戶，您就自動獲得電話/網路服務權利，可供您取得或查詢您的帳戶資料，並透過電話或網路來執行數種交易，包括：大部分的基金股份購買、賣出、或轉換、利用電匯買賣大部分的基金股份、變更您的地址、增加或變更您的銀行帳戶資料、以及增加或變更您的帳戶服務(包括：配息選擇權、系統提款計畫以及自動投資計畫)。

您須在我們的網站 [franklintempleton.com](http://franklintempleton.com) 的股東服務專區先行完成註冊，才能夠查詢您的帳戶資

料或要求網路線上交易。您將被要求接受線上合約條款以及設定密碼，以啟動線上服務。若您已註冊線上服務，您也可以線上加入富蘭克林坦伯頓股東電子文件傳輸方案。您將可由網路電子文件傳輸(經由我們的網站)收到大部分基金的公開說明書、委任書與其他文件、以及您的帳戶報表和交易確認書，並停止收取郵遞的書面文件。使用我們的股東網站，表示您同意透過網際網路來傳輸或接收個人的財務資料，您應該確認您能無慮於網路傳輸的風險。

只要我們遵行合理的安全措施以及執行我們合理認定為真實的指示，我們將不擔負未經授權的請求所造成的任何損失。我們會要求密碼或其他資料，而且可能電話錄音。我們有權利(但無義務)拒絕電話之請求，倘若來電的人未能提供所要求的資訊或我們可合理認為來電的人非此帳戶之被授權人。協助防護您的帳戶，請妥善保密您的密碼，在您收到確認報告書後請立即查證其準確性。若您認為有人未經授權進出您的帳戶及密碼，請立即與我們聯絡。我們建議使用備有 128 位元加密之網路瀏覽器，來進行線上交易。在異常市場活動期間時，可能導致某些與我們聯繫的方式(例如：透過電話或經由網路)無法利用或延誤。當然，您可以選擇不註冊網路交易權利。此外，若您不想要電話服務權利，或任何時間想要停止您的電話/網路服務特權，請來電指示。您也可以隨時用書面申請恢復這些權利，包括：用線上註冊獲得網路交易權利。

**注意：**電子通訊方式不一定安全。若您選擇透過電子通訊管道(例如：電子郵件、聊天室、簡訊、傳真)向我們發送機密性或敏感性的資料，則表示您接受與潛在安全性缺乏所伴隨的相關風險，像是您的機密性或敏感性的資料可能會被第三方攔截/侵入且其後被利用或出售的可能性。

## 系統提款計畫

這計畫將允許您自動賣出基金股份並在您的帳戶定期收到價款。當提款超出某些金額時，可能會加諸或有遞延銷售手續費。某些條款及最低限額會採行。請透過網站 [franklintempleton.com](http://franklintempleton.com) 聯絡我們或給予指示。

## 尊貴投資人計畫

如果以富蘭克林坦伯頓基金服務代理機構名義直接持有的富蘭克林坦伯頓固定收益基金股份(不包括以經紀公司帳戶間接持有的股份)的總計價值超過美金\$500,000，您將有資格晉升至尊貴投資者計畫(VIP)。富蘭克林坦伯頓 VIP 股東享有提昇的服務及交易資格，請聯絡股東服務(800) 632-2301 以取得更多相關資訊。

## ● 賣出股份

您可以在任一時間賣出您的股份。為了確保當日贖回交易，贖回需求必須在美西時間下午一點之前或紐約證券交易所正常排定的收盤前（以較早者為準）被我們收到並接受。提醒您可能會被收取或有遞延銷售手續費。

### 書面賣出股份

基本上，可以透過電話，網路或一封簡單的信件做賣出美金二十五萬或以下金額的要求。然而，有時為了保護您以及本基金，在下列情況下，我們會要求所有的註冊所有人皆須簽立書面指示以及每個所有人的簽名保證：

- 您打算賣出價值超過二十五萬美金的股份。
- 您要將您的收益付給某位非註冊所有人。
- 您要將您的收益寄到某處尚未經登記的地址，或未事先授權的銀行或經紀公司帳戶。

當我們收到代理人，而非註冊所有人的書面指示時；當您要求將您的收益寄到之地址其在近期十五天內才變更而無簽名保證時；或是基於接獲的指示，使我們相信簽名保證可以保護本基金對抗潛在的索賠時，我們也可能需要簽名保證。本基金可不時更改簽名保證要求，恕不另行通知股東。

對於尊貴投資人計畫的成員所適用的金額可能較高。請參照有關計畫晉升資格之資訊說明。

**簽名保證**協助您的帳戶預防詐欺。您可以於大部分的銀行及證券交易商取得簽名保證。

公證人**無法**提供簽名保證。

### 賣出近期購置股份

假如您賣出剛購買的股份，我們可能會延遲寄出您的收益，直到我們確認您的支票、匯票、或電子匯款完全無誤，這將會花費七個或更多的工作天來運作。

### 贖回款項

在我們收到您適當形式的請求後，您的贖回支票將會在七日之內寄出。我們不能收取或支付現金。

### 退休金計畫

在出售富蘭克林坦伯頓投資家族企業成員，Fiduciary Trust International of the South (FTIOS) 的退休金計畫之股份，您可能需要填具額外的表格。年齡低於 59½ 的計畫參加者，可能會加徵懲罰稅捐。欲詳細節，請致電(800) 527-2020 退休金計畫服務處。



## 賣出股份

賣出您的部份或全部股份	
透過您的投資代表	聯絡您的投資代表。
經由信件	<p>寄書面指示以及背書的股權證明書(若您持有股權證明書)到投資人服務處。公司, 合夥, 或信託帳戶可能需要多寄其他的文件。</p> <p>請註明基金, 帳號以及您希望賣出的金額或股數。請確認您已將所有應簽名處和任何追加文件, 以及視個案需要的簽名保證都包含在內。</p> <p>除非您另有書面指示, 否則支票會被郵寄到帳戶裡所登錄的姓名及地址。</p>
經由電話/網路 (800) 632-2301 franklintempleton.com	<p>只要您的交易金額是美金十萬或以下金額, 無持有股權證明書, 您可以透過電話或網路賣出您的股份。對於尊貴投資者計畫之會員的金額上限可能較高。請參詳有關於適任的資格訊息。</p> <p>支票會被郵寄到帳戶裡所登錄的姓名及地址, 或是事前認可的第二地址。若需要將支票寄到其他的地址或是將您的收益付給其他人, 請出具簽名保證的書面指示。</p> <p>若您在 15 日之內變更地址而未有簽名保證, 要求賣出股份及郵寄支票到帳戶裡所登錄的姓名及地址, 請出具簽名保證的書面指示。得透過電話或網路要求賣出您的股份及郵寄收益至事前認可之第二地址。</p>
經由電子匯款 Electronic Funds Transfer (ACH)	<p>您可以致電, 來信, 或上網, 要求將贖回收益入到銀行帳戶。請詳參以上有關透過信件, 電話, 或網路賣出基金股份的方針。</p> <p>在要求將贖回收益入到銀行帳戶前, 請先確認我們已有您的銀行帳號檔案資料。若我們無此資料, 您將必須傳送您的銀行名稱之書面指示、一張作廢的支票或儲蓄帳戶存款條。所有銀行及基金帳戶持有人必須簽署請求。若銀行及基金帳戶並無至少一位共同持有人, 則每個所有人也必須有其簽名保證。</p> <p>如果銀行及基金帳戶是在近期十五天內才被增加或變更時, 您可能被要求提供一份由所有基金帳戶持有人簽署的書面指示, 連同各個基金帳戶持有人的簽名保證。</p> <p>如果我們在美西時間下午一點之前或紐約證券交易所正常排定的收盤前(以較早者為準)接獲您的適當型式的要求, 通常您會在二到三個營業日收到透過電匯之收益。</p>
經由基金轉換	<p>拿一份您有意申購的基金的近期公開說明書, 公開說明書可於 franklintempleton.com 之網站上取得。</p> <p>致電股東服務處或郵寄簽名的書面指示。您也可上網下達轉換基金的指示。請詳參上述有關透過信件, 電話, 或網路賣出基金股份的方針。</p> <p>若您持有股權證明書, 在基金轉換處理前, 您需要將股權證明書退還給本基金。</p>

富蘭克林坦伯頓投資人服務

P.O. Box 997152, Sacramento, CA 95899-7152

免付費電話: (800) 632-2301

或每日 24 小時、每週 7 天皆可瀏覽我們的網站: franklintempleton.com

## 轉換股份

### 轉換權利

您或您的金融中介機構得指示本基金將股份轉換成任何其他富蘭克林坦伯頓或美盛基金的相同股份類別，前提是該類其他基金股份受理新投資人轉換，並且您合於投資該類股份。此外，您得將本基金股份轉換成相同基金的不同股份類別，前提是您符合轉換該股份類別的資格。若欲轉換之富蘭克林坦伯頓或美盛基金目前並未提供您目前投資的股份類別時，您得依據下表將您的股份轉換成其他的股份類別：

轉換從股份類別	轉換成股份類別(若無提供確切的股份類別)
Advisor 股	I 股、Z 股或 A 股 (無須支付任何銷售手續費)
Z 股	I 股或 Advisor 股
R6 股	IS 股、Advisor 股或 Z 股
R 股	FI 股
A1 股	A 股

\* 假如您轉換到 A 股，爾後又決定想要轉換到有提供 Advisor 股之基金，若您是 Advisor 股的目前股東或是您符合購買本基金的 Advisor 股的資格，您可以將您的 A 股轉換到 Advisor 股。

在某些綜合費用或顧問費用方案所持有的 A 股及/或 A1 股，投資人得在金融中介機構的決定下轉換至 Advisor 股、I 股或 Z 股。您可以在本基金和您欲轉換的基金都營業的任何一天，以本基金的股份轉換至富蘭克林承銷有限公司所出售的其他基金股份類別。請聯繫您的金融中介機構或本基金瞭解可供轉換的基金。

除非您送交附帶簽名保證的書面指示，否則轉換通常只能在可辨識的註冊帳戶之間進行。

**轉換實質是兩個交易：**賣出一檔基金及購買另一檔基金。基本上，適用於購買及賣出的政策同樣適用於轉換，包括最低投資金額（整個帳戶餘額的轉換除外）。轉換如同平常的賣出及購買一樣，也會有相同的稅賦結果。

**轉換效果對銷售手續費的影響。**您可以在大部分的富蘭克林坦伯頓或美盛基金的相同股份類別間轉換基金股份，且通常無須支付任何追加的銷售手續費。若您從貨幣基金轉換股份而且這些股份以往未曾支付銷售手續費，則可能需繳交銷售手續費。

在任何的或有遞延銷售手續費將自首次投資日期起繼續計算，但於基金轉換當日並不計算。在基金轉換時，或有遞延銷售手續費的購買價格是以您支付原始股份的價格計算。

### C 股轉換功能對轉換的影響

如果您將您的 C 股轉換至另一檔富蘭克林坦伯頓或美盛基金之同一股份類別，您持有原始基金股份的時間計入自動轉換為 A 股的 8 年期限。

### 拒絕轉換

若本基金拒絕涉及基金股份出售的轉換要求時，此拒絕轉換要求也同時代表拒絕以其出售收益購買其他基金股份的請求。當然，您基本上可以隨時贖回本基金股份。

### 透過金融中介機構轉換

若您是透過金融中介機構間接投資本基金，(例如：經紀商-經銷商、銀行、保險公司分離帳戶、投資顧問、負責 IRS 認可稅賦遞延定期定額計畫的管理人或受託人，如：在本基金維持法人機構主帳戶(“集合帳戶”)代表其客戶進行交易之 401(k)退休計畫以及 529 學院定期定額計畫)，則可能適用不同的轉換或/及移轉限制準則及限制規定。您透過金融中介機構的投資可能選擇採行專為遏止短期間或過度交易而設計的不同交易限制。請與您的金融中介機構(若是 401(k)退休計畫，則請與您的計畫贊助者諮商)諮商，以決定可能適用您的交易限制(包含轉換/移轉限制)。

### 基金轉換權利變更/免除

本基金可能在未來終止或是調整(暫時性或永久性)基金轉換權利。除非有其他依法提供的方式，否則您將會收到本基金的 60 天通知函告知本基金所做的實質性變更。

### 其他基金的轉換權利

若在涉及轉換交易的兩個基金間做轉換有抵觸時，我們將採用較嚴格的規定做轉換交易。其他的富蘭克林坦伯頓基金可能有不同的轉換限制。細節請查閱各基金之公開說明書。

### 同一基金的股份轉換

同一基金之間的股份轉換，不須為聯邦所得稅目的被課稅。然而，股東應就其轉換或交換股份諮詢其稅務顧問在州以及地方稅務之相關訊息。

### 過度交易政策

本基金的董事會已採用下列與在基金股份過度交易相關的政策與作業程序(過度交易政策)。

本基金無意圖提供短期或是過度的基金股份買賣交易及贖回，其可能不利於基金。例如：這類交易活動可能妨礙本基金之投資組合的效率管理，或是可能會大幅增加基金的交易成本、管理成本或稅捐。

此外，由於本基金有顯著比例投資於外國證券，使得本基金可能容易引起一般所謂的“時差套利”此種短期擇時交易的型態。時差套利擇時交易發生在投資人尋求在共同基金投資組合持股價值的變動與反映在基金股份的淨資產價值的變動之間的可能延遲之獲利。這些延遲比較容易發生於外國投資上，係因為本基金之外國投資組合於外國市場交易的時間與本基金的淨值計算時間(通常為紐約證券交易所每個營業日交易結束時，請參閱“帳戶政策—計算股份價格”)之間有時差的落差。時差套利交易者可能利用有事件發生於外國市場已確立收盤價之後，但基金淨值尚未計算的時間落差申購或贖回基金股份，而基金股份的價值可能因此被稀釋。本基金的公平價值定價程序的目標之一就是為了減少這類套利的可能性(請參閱“帳戶政策—外國證券定價—時差與市場假日帶來的潛在衝擊”)；然而，無法確保本基金的公平價值定價程序得以成功摒除套利交易。

由於本基金可能投資於交易受限制、尚未上市、流動性不佳、罕有交易、或相對而言流動性較差的證券(“相對不流通證券”)，因此本基金可能特別容易引起套利短線交易。套利交易者可能利用本基金中的某一個或數個相對不流通證券之最新可取得的市價與本基金計算淨值時所用的證券價格之間的差異來牟利。本基金的公平價值定價程序的目標之一就是為了減少這類套利的可能性(請參閱“帳戶政策—個別證券的公平價值”)；然而，無法確保本基金的公平價值定價程序得以成功摒除套利交易。

本基金透過代理機構執行股東對本基金及其他富蘭克林坦伯頓基金股份交易的持續監控以嘗試圖判定股東的交易型態是否顯示出持續進行短線交易策略的現象。當代理機構偵測出或透

過其他資訊確認出股東於其他非富蘭克林坦伯頓基金之短線交易型態，且若代理機構合理地斷定這類交易的模式可能如同過度交易政策裡所述不利於本基金時，代理機構將代表本基金可能暫時或是永久性禁止您以後申購本基金，或是選擇性限制您以後任何申購的金額、次數或頻率，以及/或是您以後可能要求的申購或贖回的方法（包括在本基金以及任何其他共同基金之轉換交易所涉及的申購以及/或是贖回）。

在考慮投資人的交易模式時，本基金會參照其他因素做考慮，諸如直接與透過金融中介機構、在本基金、在其他的富蘭克林坦伯頓基金、在非富蘭克林坦伯頓基金，或是在共同控制或所持有的帳戶而得知的股東交易歷史（舉例而言，可參閱補充資料報告書中的“購買及賣出股份－資產配置及大股東的投資”章節）。當投資經理公司或代理機構合理地判斷欲申請之交易數量將混亂或在其他方面干擾本基金投資組合之經理效率時，代理機構也得拒絕任何申購或贖回的申請，無論其是否表現出任何繼續的交易模式。在決定何種行動應該被採行時，本基金代理機構可能考量各種因素，包括：這些補償行動在基金及其股東的潛在衝擊。如果基金是“組合型基金”，本基金代理機構可能將本基金與本基金投資之相關標的基金兩者的交易活動以及任何建議的補償行動的衝擊都納入考量。

### 透過金融中介機構的過度交易

不管投資人是直接持有本基金股份或是間接經由金融中介機構申購，例如：經紀商-經銷商、銀行、保險公司產品，例如：年金保險契約、投資顧問、負責 IRS 認可稅賦遞延定期定額計畫，例如：401(k)退休計畫以及 529 學院定期定額計畫的管理人或受託人，投資人均應遵守本基金之過度交易政策。

一些金融中介機構代表其客戶在本基金維持主帳戶（亦即“集合帳戶”）。本基金與這些金融中介機構已簽訂“資訊分享契約”其允許本基金得提出要求以獲得有關金融中介機構的客戶投資於本基金的交易活動訊息。若是本基金代理機構認定集合帳戶級別交易模式有潛在不利於本基金的可能性時，代理機構依其自身的單獨判斷，得向金融中介機構要求有關客戶的交易活動訊息。基於檢閱此訊息，如果代理機構判斷任何客戶的交易活動可能不利於本基金時，代理機構得依其自身的單獨判斷，要求金融中介機構限制或拒絕該客戶於本基金的後續交易。無法確保本基金代理機構監控集合帳戶級別交易模式能夠使其認定所有金融中介機構的客戶的短線交易。

## 帳戶政策

### 計算股份價格

#### A, A1, & C 股

當您申購基金時，您所支付的價格為基金股份的“申購價”。基金的申購價是以一減去銷售費用的值來除基金的淨值，以標準進位法算到小數點以下二位數所得的數值。您的申購金額除以申購價並以標準進位法計算到小數點以下三位數所得的數值，即為您申購到的股份數目。舉例而言：若基金淨值為美金 \$ 10.25，銷售費用為 5.50%，則申購價為  $10.25 \div (1 - 0.055)$ ；亦即為  $10.25 \div 0.945$ ，等於 10.846561，取進位到小數點二位數所得的數值為 10.85。因此申購價即為美金 \$10.85。

當您出售基金時，您將收到基金淨值減去或有遞延銷售手續費的金額。

#### 所有股份

基金的價值是以基金資產減去基金負債來計算。基金淨值是以基金淨資產價值除以基金流通在外股數來計算。

本基金在每個營業日的美西時間下午一點或紐約證券交易所正常排定的收盤時間(以較早者為準)計算基金每股淨資產價值。當紐約證券交易所休市時，本基金不計算淨值。上述的休市日包括新年假期、馬丁路德金恩紀念日、總統日、復活節、陣亡將士紀念日、六月節、獨立紀念日、勞動節、感恩節與聖誕節。如果紐約證券交易所排定提早休市時，本基金股份價格的決定是依紐約證券交易所交易結束時間。如果由於天氣或其他特殊或非預期的情況發生時，紐約證券交易所非計劃性的提早休市時，本基金保留將該日當作正常營業日的權利，並接受申購和贖回指令，且依紐約證券交易所正常排定的一般交易收盤時間計算股份價值。基金的每股淨資產價值得於以下網址查詢 [www.franklintempleton.com/performance](http://www.franklintempleton.com/performance)。

本基金與特定金融中介機構達成協議，授權他們接受指令或指定第三方代表基金接受指令。如果您已透過這些金融中介機構下指令，則指令在接受時將被視為已收到。在接受金融中介機構或其股務代理機構的指令後，這些指令將會以次日的淨資產價格(NAV)受理。若您透過中介機構的帳戶下指令，請諮詢中介機構，以確認您的指令將在何時執行，有些中介機構可能會要求在指定的截止時間之前收到指令。

當我們或是被核准的金融中介機構收到以適當的表格填寫的申購或贖回書後，我們然後以每股淨資產價值來處理您的申購或贖回。

計算基金淨值時，現金與應收帳款是以其可實現的金額來計算，利息則以累計利息來記錄，配息則計算到前一個配息日為止。基金通常使用二種獨立的定價服務以輔助確認目前每個證券的市價。當掛牌於證券交易所的市場報價已可取得時，基金分別以該證券最新的報價或其

當天的收盤價來評估其價值；如果沒有成交價，則以最近期的買價與賣價的範圍來定價。對於上櫃證券，基金則以最近期的買價與賣價的範圍來評估櫃檯交易證券的價值。如果投資組合中的證券同時上市且上櫃，基金將以涵蓋範圍最具廣度和代表性之市場的報價估值。本基金收到的證券價格可能以機構的“整數”規模為基礎，但本基金可能持有較小的“畸零”規模。畸零股數可能比整數股數以較低價格交易。

一般而言，公司債、美國政府債與貨幣市場工具會於每日美西時間下午一點前的不同時段完成交易。用來計算基金淨值的上述有價證券的價值即是以上述交易完成時的價值來決定。有時候，在這些證券的價值已被確定且與美西時間下午一點之間卻有事件發生，而該事件的影響尚未被列入基金淨值的評估。此時本基金依靠第三人價格供應商提供反映美西時間下午一點的現行公平市場價值的評估價格。

## 個別證券的公平價值

本基金的董事會已核准本基金採用公平價值定價程序，在這些證券與其他資產的市價尚無法取得（例如某些受限制證券、未上市證券、與私募證券）或其價格可能無法信賴（例如某些證券之交易的暫停或中止、某些外國市場對證券價格漲跌幅的限制、或某些證券的交易量極小或無法流通）時，即採用此程序來定價。可能用來定價這些證券的方法包括：基本面分析（例如複合收益）、矩陣定價、類似證券之市價的折價，或依據證券處置之限制的性質及期限確定折價。董事會會監控公平價值定價程序的執行。

公平價值定價系統以特殊的程序呈現以誠信基礎所作出的定價程序。但它無法保證當基金出售某證券時就能夠取得基金計算每股淨值時為該證券所決定的公平價值。

## 公司債證券的評價

相較於公開市場交易，公司債通常是於店頭市場中交易。本基金將用以下方式定價，包括來自債券交易商所提供之報價、有關債券與票券交易的資訊，而且得以利用獨立定價服務來協助確定各個證券的當前市值。本基金的定價服務得利用債券交易商的獨立報價與債券市場活動來確定當前的價值。

## 選擇權的評價

本基金利用上述的方法計算投資組合中選擇權的價值。本基金所持有的任何選擇權的目前市價是以基金進行資產定價前，它在相關的交易市場的最新售價來定價。如果當天它沒有交易或是它的售價落在買價與賣價的範圍以外，本基金則以目前的收盤買價與賣價的範圍評估該選擇權的價值（前提是基金相信這樣的定價方式可以反映該選擇權契約的市價）。

## 外國證券的評價-美元價值的換算

本基金通常是以外國證券在其主要交易市場或是美西時間下午一點時確定其價值。該證券價值之後即以該證券評價日當天於美西時間下午一點的外匯交易價格來換算該證券的美元價值。如果沒有成交價的回報，該證券將以最近期的買價與賣價的範圍來定價。有時候，某些事件（例如匯出限制或外匯管制）可能會影響用來換算美元價值的外匯價格的有效性或可信度。當有此類事件發生時，外匯匯率的確認將以董事會認可的程序來評估其公平價值。

## 外國證券的評價-時區及休市日的潛在影響

在歐洲和亞洲等國外證券交易所或場外交易市場的證券交易可能在基金開放交易日的太平洋時間下午 1 點之前完成。有時，在外國證券交易完成和太平洋時間下午 1 點之間可能會發生事件，導致對基金持有的外國投資組合證券價值的可用性（包括可靠性）產生質疑。因此，本基金可能容易受到所謂的「時區套利」的影響。本基金的某些投資者可能尋求利用國外市場收盤時確定的本基金投資組合證券的價值與計算本基金資產淨值時可歸屬於該組合證券的最新價值指標之間的差異套利。這些投資者（通常被稱為「市場計時套利者」）的交易可能會稀釋本基金股票的價值，如果這種證券價值差異確實存在的話。為盡量減少時區套利的可能性，根據基金董事會制定和批准的程序，投資經理透過使用獨立定價供應商提供的公允價值定價服務來監控價格變動。

公允價值定價服務用於估計資產淨值時（太平洋時間下午 1 點）流動市場中證券的價格。如果滿足某些標準，則可以適用公允價值定價服務商對外國證券的估值。應用公允價值定價的預期效果是在計算基金淨值時計算出準確反映資產價值的基金淨值，以阻止基金的潛在套利機會，並減輕此類套利行為對淨值稀釋的影響，以公平對待購買、贖回和現有股東。然而，公允價值定價程序的應用有時可能會惡化而不是減輕股東交易的潛在稀釋影響。

此外，外國投資組合證券的一般交易，或特定國家、多個國家的證券市場的交易，可能不會在每個基金的營業日進行。交易在非基金營業日時在各種外國市場進行，此時基金未計算資產淨值（在這種情況下，基金股份的資產淨值可能會在股東無法進行交易的日子發生變化）。因此，本基金資產淨值的計算不會與基金中許多外國投資組合證券的價格計算同時進行。如果發生影響這些外國證券最終價值的事件，這些證券將根據董事會制定和批准的基金公允價值程序（如上所述），善意地確定公允價值。

## 帳戶餘額不足

如果您的帳戶已開立一年以上且您的帳戶價值跌到美金五百元以下，我們將會郵寄通知，請您將帳戶金額回歸到規定的最低投資金額。若您 30 天內不予處理，我們將關掉您的帳戶並且收益將電匯至您的檔案留存之銀行帳戶裡。如果我們沒有您的帳戶資訊時，則會郵寄收益支票到登記的地址。若您的帳戶是因餘額不足而被關閉，您不會被要求付或有遞延銷售手續費。以下狀況不適用於本規定：(1) 透過國立證券清算公司網路系統建立的特定中介商控管帳戶；(2) 經由 C 股或 C1 股轉換而來的 A 股或 A1 股帳戶，以及任何涉及轉換剩下的 C 股或 C1 股帳戶因為轉換造成餘額不足；(3) 賦稅遞延退休計劃帳戶；(4) 有效的自動投資計劃帳戶；(5) 顧問費用方案帳戶；(6) 帳戶透過 529 學院定期定額計畫所持有；(7) Coverdell 教育儲蓄帳戶及 (8) 透過機器人理財顧問驅動服務所目前維持的帳戶，其帳戶投資及重新配置是通過自動演算法驅動平台執行。

**小額帳戶費用。**為彌補服務小額帳戶產生基金費用相對較高的影響，若您的帳戶價值不論基於任何原因(包括淨資產淨值減少)低於1000美元(非雇主贊助退休計劃則為低於250美元，若適用)時，本基金可能會向您收取每個帳戶3.75美元的費用，該費用係每季度的倒數第二個營業日(每個帳戶的年度最高限額為15美元)由您的金融中介機構或分銷商(亦即對分銷商負責的帳戶)確定和評估。小額帳戶費用將在您贖回帳戶股份時收取。若是您的帳戶價值為3.75美元或更低，帳戶裡的金額可能會被支付小額帳戶費用而耗盡。若您的金融中介機構或分銷商評估小額帳戶費用，對系統投資計劃的小額帳戶費用將不會評估直到開戶21個月後的第一季度末。經由贖回基金股份支付小額帳戶費用可能會給您帶來稅賦影響(請參閱“配息和稅賦”瞭解更多資訊)。

若適用，這些帳戶將不收取小額帳戶費用：(i)退休計劃(但對非雇主贊助的其他計劃將會收取，例如：傳統和Roth個人退休帳戶、Coverdell教育儲蓄帳戶、個人403(b)(7)託管帳戶、Keogh計劃、SEPs、SARSEPs、SIMPLE IRAs或類似帳戶)；(ii)富蘭克林坦伯頓基金已停止追加申購的所有股份類別；(iii)經由郵件被退回本基金或其代理商證實帳戶沒有有效地址；(iv)R股、R6股和Advisor股；以及(v)新帳戶(交易所開立的新帳戶除外)，在您開戶的曆季內將不會收取小額帳戶費用。

若您的股份類別不再提供，您可能無法將您的帳戶提高到最低投資金額(儘管您可以轉換到分銷商銷售的其他基金既有帳戶來持有相同股份類別，惟前題是這些基金允許轉換且須承受任何適用的銷售費用)。

小額帳戶費用按一檔檔基金別計算。若您在不同基金持有一個或多個帳戶，則不同基金帳戶就計算小額帳戶費用目的將不會彙總計算。

金融中介機構可能會對您的帳戶規定與上述不同的最低帳戶餘額。本基金對金融中介機構所規定的任何最低帳戶餘額不負責，也不負責將其任何變更通知股東。有關一些金融中介機構特定最低帳戶餘額的更多資訊，請參詳附錄A。若您對其政策有任何疑問，敬請諮詢您的金融中介機構。

## 贖回

一般而言，基金使用投資組合持有之現金以及約當現金或售出投資組合資產以應付所有贖回需求。在特殊情形或面臨市場壓力情況下，基金可能使用其他方式以應付贖回需求，例如在美國SEC豁免情況下得使用信用額度或基金間借貸方式。此外，請參閱“帳戶政策—非現金贖回”，了解有關贖回基金超過美金25萬元或基金淨資產價值1%金額(以較低者為準)的說明。

## 非現金贖回

如果投資人在任何連續90天期間內贖回基金超過美金25萬元(或若基金淨資產價值1%金額較低時)，基金保留權利全部或部分以基金持股或其他資產作為款項支付。投資人一旦需處分



所分配到的證券時，應預期會產生交易成本。此外，投資人將承擔持有證券至出售時的證券市場風險。

## 大股東贖回

有時，當某些大股東大量贖回本基金股份時，本基金可能會遭受不利影響。大量贖回可能會導致本基金在原本不打算賣的時間點賣出投資組合證券。此外，如果這些投資的賣出產生收益，這些交易也可能會加速實現股東的應稅收入，並且還可能增加交易成本和/或增加本基金的費用比率。當遭遇大股東贖回時，本基金可能會延遲支付贖回款項請求最多至7天，為投資經理公司爭取時間確定本基金是以非現金贖回，或是考慮其他替代方式以減輕對既有股東的傷害。然而，在某些情況下，本基金可能無法延遲贖回請求時，這可能引起大量贖回的自動化處理將有害於本基金及其既有股東的利益。

## 報告書、報表和公開說明書

您會收到季報告書，載明該季帳戶內的所有交易明細。影響您的帳戶的每個交易完成後，您也會收到書面通知〔但透過自動投資或提款方案的交易或配息則除外，因其交易會在季報告書中列明〕。在影響您的帳戶的每個交易後，您將收到通知，請審視所有帳戶報告書和書面通知，假如有差異的地方，請立即通知我們。

您也將每隔六個月收到本基金的財務報告書，或是收到前揭財務報告書備供索取的通知。此外，您將收到每年更新的簡式公開說明書（視要求提供公開說明書）。為了降低本基金費用，我們會嘗試將同一戶的相關股東歸類於一戶，僅寄送一份財務報告書（以郵寄方式接收）和簡式公開說明書。這項處理稱為“歸戶處理”，除非您另有其他指示，否則我們會持續照此歸戶方式處理。若您不希望以戶為單位寄送這些文件，敬請電洽(800) 632-2301。在我們的網站裡，您可以隨時查閱目前的公開說明書/簡式公開說明書以及財務報告書。若您決定，您得以電子傳輸方式收取這些文件。

您得選擇透過電子傳輸方式收取您的對帳單、公開說明書和其他文件（請參閱“投資人服務—電話/網路權利”）。

## 投資代表帳戶的資料取得

如果您的帳戶裡有經銷公司或其他投資代表的紀錄，他們將可以取得您的帳戶資料，為您的帳戶執行交易，也會直接從本基金收到有關您帳戶的所有通知書，報告書及其他資料的副本。

## 轉讓或指定帳戶

您可以將基金股份從一家經銷公司之轉讓或指定帳戶裡轉換到另外一家經銷公司，只要此兩家經銷公司和富蘭克林承銷有限公司都有簽約。在我們收到您的證券經銷公司遞送來適當的

授權書後，我們會做轉換處理。

## 聯名帳戶

除非您明確指定不同的註冊方式，否則若基金股份是售予兩位或多位所有人時，該帳戶會註冊為“生存者取得權聯名持有人共同持有”的聯名帳戶〔在您的帳戶報告書會顯示“Jt Ten”〕。若要對聯名持有股份做任何的所有權變更，或是切斷對聯合持有股份的聯合擁有期間，帳戶的所有持有人皆須以書面同意之。

## 聯名帳戶使用電話/網路權利之風險

當您開立帳戶，您就自動獲得電話/網路服務權利。如果您的帳戶是一位以上註冊所有人帳戶，電話/網路服務權利賦予本基金僅接受一位註冊之所有人為網路線上服務要求〔包括股東文件的電子傳輸〕以及線上或電話交易指示。這表示在您的帳戶的任一註冊所有人，無須任何其他任一註冊所有人同意之下，即可單獨透過電話，網路或書信〔遵照電話或網路權利的任何限制〕給予本基金指示去執行：

- 從所有註冊所有人須簽字的聯名註冊基金帳戶轉換股份到一個貨幣基金帳戶，卻僅須一位註冊所有人簽字即可贖回股份；
- 贖回基金股份以及指示贖回款項至可能屬於或不屬於您所有的銀行帳戶，或可能是您與其他共同聯名銀行帳戶，卻僅要求其中一人以支票或其他方式從銀行帳戶上取款；
- 從屬於您所有的銀行帳戶裡扣款購買基金股份的金額；

如果您不想要您的帳戶裡的其他註冊所有人能夠不經您的同意對本基金下達上述各種指示，您必須指示本基金拒絕/終止網路權利以及利用電話下達指令的能力，而上述各種指示即僅接受全部註冊所有人的書面簽字的方式。這項決定將適用於自聯名帳戶共同持有的基金股份轉換到任何其他基金。往後對於以電話以及/或是網路所下達上述各種指示的決定，必須得到本基金全部註冊所有人的書面簽字。

## 補充政策

請注意本基金維持下列的補充政策及保留某些權利，包括：

- 本基金可能限制或拒絕任何股份申購，包括在基金轉換權利下的申購。
- 一般而言，贖回的處理是在次一個營業日，只要贖回請求是以適當的形式以及正常的程序接收，但是如果立即付款動作會對本基金有負面的影響時或有其他延遲的原因(例如，如果您售出近期申購的股份，贖回款項可能會延遲至您的支票、匯票或電匯/電子轉帳已經完成)，可能需要至多7個營業日來處理。然而，在某些情況下，本基金可能沒有能力延遲贖回請求，或者可能沒有時間確定特定贖回是否會在贖回請求支付前對本基金產生不利的影響。
- 申購、贖回及轉換請求寄至富蘭克林坦伯頓位於加州聖瑪蒂奧的地址，而不是寄至前述“購買股份”和“賣出股份”章節所列地址時，將在聖瑪蒂奧收到時加蓋日期和時間戳

記。如果這些請求的形式正確，此類請求將依戳記日期和時間的下一個淨值日計價。

- 本基金可能隨時調整，暫停或中止電話/網路權利。
- 本基金可能利用 60 天通知函或是其他依法提供的方式，告知您本基金對於基金轉換權利所做的重大變更或是停止使用。
- 本基金可能在一段期間或永遠，停止出售股份，或是在有限的基礎上提供股份。
- 在特殊情形下，我們可能依照聯邦證券法規所允許的規定，暫時凍結贖回或是延緩款項的支付。
- 超過某特定金額之贖回，若是基金經理人認定與現行法規一致且合乎本基金的最佳利益時，本基金得，但不要求，不採現金做贖回款項的支付，而改以本基金所持有之證券或其他資產形式來做支付。基金經理人將自行決定是否針對特定贖回請求或贖回請求類型考慮以實物贖回。然而，在某些情況下，基金經理人可能無法在贖回請求支付前就決定是否以實物形式支付特定贖回。如果贖回請求是以實物贖回，投資人應預期當處分證券時收到的收益分配將有交易成本。
- 您只能購買合乎您所屬的州以及轄區的法令規定之基金股份（包括基金轉換的轉入基金）。
- 代銷公司應負責儘快傳輸所有下單資料給本基金，以讓投資人獲得目前的價格。
- 對於非退休帳戶，如果您收到以現金股利、資本利得或系統提款計劃以現金支付，並且至少連續三次支票至少保留六個月未兌現，本基金會保留您更改配息選擇方式，可改為重新再投資或停止您的系統提款計劃。
- 根據適用的美國州或轄區有關遺棄或無人認領財產的法規與條例，本基金可能需要在您的帳戶閒置一段時間後關閉您的帳戶，並將您的股份移轉至適當的美國州或轄區。如果您的 IRA 帳戶中的股份被移轉到適用的美國州或轄區，則可能會被視為您的 IRA 向您進行的應稅分配。更多關於無人認領財產和如何維持帳戶活躍的資訊，請聯繫您的服務代理機構或是本基金的股務代理機構。

## 代銷公司報酬

### A, A1, C & R 股

凡是合格的代銷公司，銷售本基金時可以獲得銷售佣金以及其他報償。這些報酬是由富蘭克林承銷有限公司（Franklin Distributors LLC）從股東申購或贖回所收取的銷售手續費，基金的配銷服務（12b-1）費用以及承銷公司其他財務來源中來做支付。針對透過代銷公司維持之經紀帳戶間接持有富蘭克林坦伯頓基金股份的投資人所提供之服務，代銷公司也可能收取股東服務費用，更多細節敘述請參照補充資料報告書的“管理及其他服務”章節之“股東服務及股務代理”的說明。這些費用是由本基金的股務代理機構基於合約關係所收取之款項中支付。

透過雇主贊助退休金計畫以 A 股淨值購買時將不支付代銷公司報酬。

若任何申購相關的報酬已支付予代銷公司，但該申購於隨後遭拒絕、或是基於導致基金經理公司或股務代理機構對申購者的判定，該申購可能與本基金“過度交易政策”所述及的交易活動有關而不利於本基金，因此須給予交易限制時，則代銷公司應該於本基金提出請求後退

回該報酬給富蘭克林承銷有限公司。

	A 股	A1 股	C 股	R 股
佣金〔百分比〕	—	—	1.00 <sup>1</sup>	—
投資金額低於美金十萬元	3.50	3.50	—	—
美金十萬元但低於二十五萬元	3.00	3.00	—	—
美金二十五萬元但低於五十萬元	2.25	2.25	—	—
美金五十萬元及以上	不超過 1.00	不超過 1.00	—	—
給代銷公司的 12b-1 費用	0.25 <sup>2</sup>	0.15 <sup>2</sup>	0.65 <sup>3</sup>	0.50

1. 佣金包括第一年的 0.15% 12b-1 服務費之預付款。富蘭克林承銷有限公司可能會預付佣金。然而，富蘭克林承銷有限公司對於透過雇主贊助退休金計畫的任何申購並不會預付佣金。
2. 對於在富蘭克林承銷有限公司已預付佣金的情況下以基金淨值申購，代銷公司在購買後的第 13 個月就可以開始收到 12b-1 服務費。對於在富蘭克林承銷有限公司沒有預付佣金的情況下以基金淨值申購，代銷公司可能在購買日起就收到 12b-1 服務費。
3. 代銷公司從購買日起就得獲得不超過 0.15% 的報酬以及從第 13 個月得開始收到 0.65% 的酬佣。在前 12 個月期間，全額的 12b-1 服務費會支付給富蘭克林承銷有限公司，以便抵銷部分在購買日起所支付之佣金及預付服務費。對於在富蘭克林承銷有限公司沒有預付佣金的情況下以基金淨值申購，代銷公司可能在購買日起就開始收到 12b-1 服務費。約 8 年後，C 股將轉換為 A 股，且代銷公司能有資格獲得適用於 A 股的 12b-1 服務費。

### 透過金融中介機構申購某些股份(R6 股以及 Advisor 股)

購買 R6 股和 Advisor 股沒有相關的銷售費用或 12b-1 方案配銷服務費用。然而，根據美國證券交易管理委員會 (SEC) 的指導意見，某些代理客戶的金融中介機構可能直接向股東收取銷售費用或有關購買這些股份的金融中介交易費用。這些手續費以及費用並未揭露在本公開說明書中。建議您諮詢您的理財顧問或瀏覽您的金融中介網站以獲取更多資訊。

本基金的服務提供者也得為 Advisor 股支付金融中介機構行銷支援以及其他相關服務，但不適用於 R6 股。這些款項可能會透過影響金融中介機構以及您的銷售人員推薦基金股份而造成利益衝突。對於金融中介機構自行承擔銷售費用或交易費用的 Advisor 股，是否可以提供或者收到行銷支援或其他類似款項存在一些不確定性。依據未來監管的發展情況，這類款項可能會被終止。

### 其他金融中介機構報酬

除了 R6 股外，富蘭克林承銷有限公司可以支付行銷支援款項（依據本基金之 12b-1 配銷計劃的條款，一部分款項得以歸還）給某些代銷公司以及其他金融中介機構，例如銀行、保險公司或計劃管理人員，在教育理財顧問或提供直接或間接可能促進富蘭克林坦伯頓共同基金投資的其他服務的努力。就任一中介機構的立場來說，每年度的行銷支援款項通常不超過歸屬於該代銷公司每年度所貢獻的富蘭克林坦伯頓共同基金總資產的 0.05%。對於富蘭克林坦伯頓共同基金總資產超過美金五百億的中介機構，富蘭克林承銷有限公司可能同意每年支付行銷支援款項最高限額至前揭總資產的 0.06%。在其他有限的情況下，富蘭克林承銷有限公司或分支機構將與金融中介機構達成替代協議，提供支付行銷支援款項超過 0.05% 的限制，其可能包括以基金的資產或銷售、合併相關基金的資產或銷售、或是其他標準為基礎的協議。有關非

美國人於本基金之投資，支付予美國境外組織的行銷支援款項可能超過前述的比例。雇主贊助退休金計畫所代表持有任何資產，將排除適用於依據本段落說明有關行銷支援款項的計算，並依據以下段落說明支付予金融中介機構款項。您應該與您的金融中介機構聯繫以確定其可能從富蘭克林承銷有限公司或其分支機構所收取的任何補助金額。

除了 R6 股外，富蘭克林承銷有限公司以及/或是其分支機構也可以支付款項（依據本基金之 12b-1 配銷計劃的條款，一部分款項得以歸還）給某些金融中介機構，做為其試圖直接或間接在某些雇主贊助退休金計畫進行富蘭克林坦伯頓共同基金股份銷售活動協助之款項。就任一金融中介機構的立場來說，這類款項將不超過以年度為基礎的這類雇主贊助退休金計畫所直接或間接持有的富蘭克林坦伯頓共同基金總資產的 0.10%。

在核定支付款項時，某些因素將被納入考慮，包括：合格金融中介機構的銷售、資產及贖回率、金融中介機構所提供之任何服務的性質及品質，以及金融中介機構與富蘭克林承銷有限公司間關係的品質。富蘭克林承銷有限公司將每年確認繼續這些支付款項的適當性。這些支付款項可能附加於任何股東服務費用而由本基金的代理機構依據其與本基金的合約約定所收取的款項裡支付。

在美國證券交易管理委員會（SEC）與美國金融業監管局（FINRA）的規定以及其他適用的法律與條例許可範圍內，除了行銷支援款項，富蘭克林承銷有限公司可以給付或是允許其他的促銷獎勵或款項支付給金融中介機構。例如交易支援相關的款項、為了教育理財顧問及其客戶有關富蘭克林坦伯頓共同基金的各種金融中介贊助活動，以及數據分析和支援。

本基金股份與富蘭克林坦伯頓裡的其他共同基金股份之銷售，並不是將選擇金融中介機構以執行基金的投資組合交易納入考慮的因素。因此，對於經由金融中介機構執行投資組合交易的配置而銷售之基金股份，並非對這些金融中介機構支付行銷支援款項之考量因素。

關於富蘭克林承銷有限公司所支付的款項以及您的理財顧問所提供的服務，您可以在補充資料報告書裡找到進一步的細節資料。您的理財顧問可能向您收取不同於公開說明書裡所揭露的額外費用或佣金。您可以向您的理財顧問詢問關於任何獲自富蘭克林承銷有限公司的款項與其所提供的任何服務，以及關於其收取的費用與/或佣金。

## 問題

若您有任何關於基金本身或是您的帳戶狀況的問題，請來函寄到美國加州首府山克拉門都（Sacramento）郵政 997152 號信箱，CA95899-7152。您也可以依下表之號碼來電詢問。為了保障您的權益以及確保提供給您的服務品質，所有來電可能會被監控或錄音。

部門別	電話號碼
投資人服務	(800) 632-2301
基金訊息	(800) DIAL BEN (800) 342-5236
退休金計畫服務	(800) 527-2020
顧問諮詢服務	(800) 524-4040
聽力損傷協助	有關聽力損傷協助，請透過傳達服務與我們聯繫。
自動電話系統	(800) 632-2301 (800) 524-4040 (800) 527-2020

## 附加資訊

有關本基金，您可以於下列文件知悉更多資訊：

### 致股東的年度/半年度財務報告

包括近期市場情況的討論、顯著影響上個財務年度期間基金績效的基金策略、財務報表、詳細的績效資料、投資明細表，以及僅揭露於年度財務報告的獨立註冊會計師事務所簽證英文報告。

### 補充資料報告書(SAI)

包含更多有關本基金的投資與政策資訊，得被合併參考(係本公開說明書合法上的一部分)。

免費索取現行的年度/半年度財務報告或是補充資料報告書，敬請洽詢您的投資代表或是撥打以下之號碼來電索取。您也可以透過網站：[franklintempleton.com](http://franklintempleton.com) 線上瀏覽現行的年度/半年度財務報告以及補充資料報告書。

### 公開說明書之附錄 A—金融中介機構銷售手續費折扣及免除

包含更多有關透過特定金融中介機構購買基金股份的股東的特定銷售手續費折扣及免除訊息。附錄 A 已併入本公開說明書供參閱(係本公開說明書合法上的一部分，**詳細內容請參閱英文公開說明書**)。

有關本基金的報告及其他資訊可於美國證券交易管理委員會官網的 EDGAR 資料庫網址：<http://www.sec.gov> 獲取，以及寄電子郵件到 [publicinfo@sec.gov](mailto:publicinfo@sec.gov) 索取，在支付文件複製費用後即可獲取這些基金資訊的副本。

One Franklin Parkway, San Mateo, CA 94403-1906

(800) DAIL BEN (800) 342-5236

[franklintempleton.com](http://franklintempleton.com)

有關聽力損傷協助，請透過傳達服務與我們聯繫。

## 風險聲明

- 各基金經金融監督管理委員會核准或同意生效，惟不表示本基金絕無風險。境外基金管理機構以往之績效不保證基金之最低收益。
- 境外基金係以外幣計價，投資人須承擔取得收益分配或買回價金時轉換回新臺幣可能產生之匯率風險。若轉換當時之新臺幣兌換外幣匯率相較於原始投資日之匯率升值時，投資人將承受匯兌損失。
- 基金配息率不代表基金報酬率，且過去配息率不代表未來配息率；基金淨值可能因市場因素而上下波動，投資人於獲配息時，宜一併注意基金淨值之變動。基金的配息可能由基金的收益或本金中支付。任何涉及由本金支出的部份，可能導致原始投資金額減損。由本金支付配息之相關資料已揭露於本公司網站，投資人可至本公司網站(<http://www.Franklin.com.tw>)查閱。
- 基金持有新興市場之投資標的者，其主要投資風險除包含一般股票型基金之投資組合跌價與匯率風險外，與成熟市場相比須承受較高之政治與金融管理風險，而因市值及制度性因素，流動性風險也相對較高，新興市場投資組合波動性普遍高於成熟市場。基金投資均涉及風險且不負任何抵抗投資虧損之擔保。基金並非完全投資於大陸地區之有價證券，依規定，基金投資大陸地區證券市場之有價證券不得超過基金淨資產價值之20%，投資香港地區紅籌股及H股無限制，投資人須留意中國市場特定政治、經濟與市場之投資風險。投資風險之詳細資料請參閱基金公開說明書。
- 基金經理公司以往之經理績效，並不代表未來之基金投資收益。投資管理服務與多項投資工具相關，其價值均會波動，管理的投資組合價值亦可能有上下起伏，故無法保證投資可以保本。不同投資工具的投資風險並不相同，若投資為受匯兌影響者，相較於其它特定投資組合，匯率的變動將會影響其價值，結果必然影響到基金淨值的漲跌。若為波動性較高的基金，當基金淨值突然大幅滑落時，則變現或贖回所發生的虧損有可能很高(包含投資的所有損失)。
- 投資基金所應承擔之相關風險及應負擔之費用(含分銷費用)已揭露於基金公開說明書及投資人須知中，投資人可至境外基金資訊觀測站([www.fundclear.com.tw](http://www.fundclear.com.tw))下載，或逕向本公司網站([www.Franklin.com.tw](http://www.Franklin.com.tw))查閱。
- \*重新投資之優惠之規定並不適用台灣。在台辦理境外基金銷售業務，銷售手續費用之收取方式及費率係依銷售機構所訂為準。有關本境外基金在台銷售股份及投資人應負擔費用之項目及其計算方式，投資人得參閱本基金投資人須知之基金專屬資訊「陸、投資人應負擔費用之項目及其計算方式」。
- 本公司所提供之資料及訊息，僅供此訊息接收人之參考用途。本公司當盡力提供正確之資訊，所載資料均來自或本諸我們相信可靠之來源，但對其完整性、即時性和正確性不做任何擔保，如有錯漏或疏忽，本公司或關係企業與其任何董事或受僱人，並不負任何法律責任。基金過去的績效不代表未來的表現，基金價格可能上揚或下跌。投資共同基金有投資風險(包括但不限於價格、匯率、政治之風險)，亦可能發生本金之損失。任何人因信賴此等資料而做出或改變投資決策，須自行承擔結果。

富蘭克林證券投資顧問股份有限公司

電話：(02) 2781-0088 傳真：(02) 2781-7788 台北市忠孝東路四段 87 號 8 樓

富蘭克林基金專線：0800-885-888 富蘭克林基金理財網：<http://www.Franklin.com.tw>

主管機關核准之營業執照字號：101 年金管投顧新字第 025 號

【富蘭克林證券投顧獨立經營管理】



## FRANKLIN CUSTODIAN FUNDS

February 1, 2024

FRANKLIN  
TEMPLETON

	Class A	Class A1	Class C	Class R	Class R6	Advisor Class
Franklin DynaTech Fund	FKDNX	—	FDYNX	FDNRX	FDTRX	FDYZX
Franklin Growth Fund	FKGRX	—	FRGSX	FGSRX	FIFRX	FCGAX
Franklin Income Fund	FKIQX	FKINX	FCISX	FISRX	FNCFX	FRIAX
Franklin U.S. Government Securities Fund	FKFSX	FKUSX	FRUGX	FUSRX	FGORX	FUSAX
Franklin Utilities Fund	FKUQX	FKUTX	FRUSX	FRURX	FUFRX	FRUAX

The U.S. Securities and Exchange Commission (SEC) has not approved or disapproved these securities or passed upon the adequacy of this prospectus. Any representation to the contrary is a criminal offense.



# Contents

## Fund Summaries

Information about the Fund you should know before investing

---

Franklin DynaTech Fund .....	2
Franklin Growth Fund .....	10
Franklin Income Fund .....	18
Franklin U.S. Government Securities Fund .....	29
Franklin Utilities Fund .....	37

## Fund Details

More information on investment policies, practices and risks/financial highlights

---

Franklin DynaTech Fund .....	45
Franklin Growth Fund .....	62
Franklin Income Fund .....	78
Franklin U.S. Government Securities Fund .....	104
Franklin Utilities Fund .....	119
Distributions and Taxes .....	134

## Your Account

Information about sales charges, qualified investors, account transactions and services

---

Choosing a Share Class .....	138
Buying Shares .....	153
Investor Services .....	156
Selling Shares .....	159
Exchanging Shares .....	162
Account Policies .....	167
Questions .....	180

## For More Information

Where to learn more about the Fund

---

Back Cover

# Franklin DynaTech Fund

## Investment Goal

Capital appreciation.

## Fees and Expenses of the Fund

These tables describe the fees and expenses that you may pay if you buy, hold and sell shares of the Fund. You may pay other fees (including on Class R6 and Advisor Class shares), such as brokerage commissions and other fees to financial intermediaries, which are not reflected in the tables and examples below. You may qualify for sales charge discounts in Class A if you and your family invest, or agree to invest in the future, at least \$25,000 in Franklin Templeton funds and certain other funds distributed through Franklin Distributors, LLC, the Fund's distributor. More information about these and other discounts is available from your financial professional and under "Your Account" on page 138 in the Fund's Prospectus and under "Buying and Selling Shares" on page 90 of the Fund's Statement of Additional Information. In addition, more information about sales charge discounts and waivers for purchases of shares through specific financial intermediaries is set forth in Appendix A – "Intermediary Sales Charge Discounts and Waivers" to the Fund's prospectus.

### Shareholder Fees

(fees paid directly from your investment)

	Class A	Class C	Class R	Class R6	Advisor Class
Maximum Sales Charge (Load) Imposed on Purchases (as percentage of offering price)	5.50%	None	None	None	None
Maximum Deferred Sales Charge (Load) (as percentage of the lower of original purchase price or sale proceeds)	None <sup>1</sup>	1.00%	None	None	None

<sup>1</sup> There is a 1% contingent deferred sales charge that applies to investments of \$1 Million or more (see "Investment of \$1 Million or More" under "Choosing a Share Class") and purchases by certain retirement plans without an initial sales charge on shares sold within 18 months of purchase.

### Annual Fund Operating Expenses

(expenses that you pay each year as a percentage of the value of your investment)

	Class A	Class C	Class R	Class R6	Advisor Class
Management fees	0.44%	0.44%	0.44%	0.44%	0.44%
Distribution and service (12b-1) fees	0.25%	1.00%	0.50%	None	None
Other expenses	0.14%	0.14%	0.14%	0.04%	0.14%
<b>Total annual Fund operating expenses</b>	<b>0.83%</b>	<b>1.58%</b>	<b>1.08%</b>	<b>0.48%</b>	<b>0.58%</b>

## Example

This Example is intended to help you compare the cost of investing in the Fund with the cost of investing in other mutual funds. The Example assumes that you invest \$10,000 in the Fund for the time periods indicated and then redeem all of your shares at the end of the period. The Example also assumes that your investment has a 5% return each year and that the Fund's operating expenses remain the same. The Example reflects adjustments made to the Fund's operating expenses due to the fee waivers and/or expense reimbursements by management for the 1 Year numbers only. Although your actual costs may be higher or lower, based on these assumptions your costs would be:

	1 Year	3 Years	5 Years	10 Years
<b>Class A</b>	\$630	\$800	\$985	\$1,519
<b>Class C</b>	\$261	\$499	\$861	\$1,678
<b>Class R</b>	\$110	\$343	\$595	\$1,317
<b>Class R6</b>	\$49	\$154	\$269	\$604
<b>Advisor Class</b>	\$59	\$186	\$323	\$725
If you do not sell your shares:				
<b>Class C</b>	\$161	\$499	\$861	\$1,678

## Portfolio Turnover

The Fund pays transaction costs, such as commissions, when it buys and sells securities (or "turns over" its portfolio). A higher portfolio turnover rate may indicate higher transaction costs and may result in higher taxes when Fund shares are held in a taxable account. These costs, which are not reflected in annual Fund operating expenses or in the Example, affect the Fund's performance. During the most recent fiscal year, the Fund's portfolio turnover rate was 15.29% of the average value of its portfolio.

## Principal Investment Strategies

Under normal market conditions, the Fund seeks investments primarily in equity securities of companies that the investment manager believes are leaders in innovation, take advantage of new technologies, have superior management, and benefit from new industry conditions in the dynamically changing global economy. The Fund invests predominantly in common stock.

In pursuing these objectives, the investment manager may invest in companies in any economic sector or of any market capitalization and may invest in companies both inside and outside of the United States. Although the investment manager searches for investments across a large number of sectors, it expects to have significant positions in particular sectors including, for example, technology and health care.

The investment manager uses fundamental, "bottom-up" research to seek companies meeting its criteria of growth potential, quality and valuation. In seeking sustainable growth characteristics, the investment manager looks for companies it believes can produce sustainable earnings and cash flow growth, evaluating the long-term market opportunity and competitive structure of an industry to target leaders and emerging leaders.

## Principal Risks

You could lose money by investing in the Fund. Mutual fund shares are not deposits or obligations of, or guaranteed or endorsed by, any bank, and are not insured by the Federal Deposit Insurance Corporation, the Federal Reserve Board, or any other agency of the U.S. government.

**Market:** The market values of securities or other investments owned by the Fund will go up or down, sometimes rapidly or unpredictably. The market value of a security or other investment may be reduced by market activity or other results of supply and demand unrelated to the issuer. This is a basic risk associated with all investments. When there are more sellers than buyers, prices tend to fall. Likewise, when there are more buyers than sellers, prices tend to rise.

The global outbreak of the novel strain of coronavirus, COVID-19 and its subsequent variants, has resulted in market closures and dislocations, extreme volatility, liquidity constraints and increased trading costs. The long-term impact on economies, markets, industries and individual issuers is not known. Some sectors of the economy and individual issuers have experienced or may experience particularly large losses. Periods of extreme volatility in the financial markets; reduced liquidity of many instruments; and disruptions to supply chains, consumer demand and employee availability, may continue for some time.

Stock prices tend to go up and down more dramatically than those of debt securities. A slower-growth or recessionary economic environment could have an adverse effect on the prices of the various stocks held by the Fund.

**Management:** The Fund is subject to management risk because it is an actively managed investment portfolio. The Fund's investment manager applies investment techniques and risk analyses in making investment decisions for the Fund, but there can be no guarantee that these decisions will produce the desired results.

**Growth Style Investing:** Growth stock prices reflect projections of future earnings or revenues, and can, therefore, fall dramatically if the company fails to meet those projections. Growth stocks may be more expensive relative to their current earnings or assets compared to value or other stocks, and if earnings growth expectations moderate, their valuations may return to more typical norms, causing their stock prices to fall. Prices of these companies' securities may be more volatile than other securities, particularly over the short term. In addition, investment styles can go in

and out of favor, which could cause additional volatility in the prices of the Fund's portfolio holdings.

**Focus:** To the extent that the Fund focuses on particular countries, regions, industries, sectors or types of investments from time to time, the Fund may be subject to greater risks of adverse developments in such areas of focus than a fund that invests in a wider variety of countries, regions, industries, sectors or investments.

**Technology companies:** Companies in the technology sector have historically been volatile due to the rapid pace of product change and development within the sector. For example, their products and services may not prove commercially successful or may become obsolete quickly. In addition, delays in or cancellation of the release of anticipated products or services may also affect the price of a technology company's stock. Technology companies are subject to significant competitive pressures, such as new market entrants, aggressive pricing and tight profit margins. The activities of these companies may also be adversely affected by changes in government regulations, worldwide technological developments or investor perception of a company and/or its products or services. The stock prices of companies operating within this sector may be subject to abrupt or erratic movements.

**Healthcare companies:** The activities of healthcare companies may be funded or subsidized by federal and state governments. If government funding and subsidies are reduced or discontinued, the profitability of these companies could be adversely affected. Healthcare companies may also be affected by government policies on healthcare reimbursements, regulatory approval for new drugs and medical products, and similar matters. They are also subject to legislative risk, i.e., the risks associated with the reform of the healthcare system through legislation.

**Small and Mid Capitalization Companies:** Securities issued by small and mid capitalization companies may be more volatile in price than those of larger companies and may involve substantial risks. Such risks may include greater sensitivity to economic conditions, less certain growth prospects, lack of depth of management and funds for growth and development, and limited or less developed product lines and markets. In addition, small and mid capitalization companies may be particularly affected by interest rate increases, as they may find it more difficult to borrow money to continue or expand operations, or may have difficulty in repaying any loans.

**Foreign Securities (non-U.S.):** Investing in foreign securities typically involves more risks than investing in U.S. securities, including risks related to currency exchange rates and policies, country or government specific issues, less favorable trading practices or regulation and greater price volatility. Certain of these risks also may apply to securities of U.S. companies with significant foreign operations. The

risks of investing in foreign securities are typically greater in less developed or emerging market countries.

**Cybersecurity:** Cybersecurity incidents, both intentional and unintentional, may allow an unauthorized party to gain access to Fund assets, Fund or customer data (including private shareholder information), or proprietary information, cause the Fund, the investment manager, and/or their service providers (including, but not limited to, Fund accountants, custodians, sub-custodians, transfer agents and financial intermediaries) to suffer data breaches, data corruption or loss of operational functionality or prevent Fund investors from purchasing, redeeming or exchanging shares or receiving distributions. The investment manager has limited ability to prevent or mitigate cybersecurity incidents affecting third party service providers, and such third party service providers may have limited indemnification obligations to the Fund or the investment manager. Cybersecurity incidents may result in financial losses to the Fund and its shareholders, and substantial costs may be incurred in an effort to prevent or mitigate future cybersecurity incidents. Issuers of securities in which the Fund invests are also subject to cybersecurity risks, and the value of these securities could decline if the issuers experience cybersecurity incidents.

Because technology is frequently changing, new ways to carry out cyber attacks are always developing. Therefore, there is a chance that some risks have not been identified or prepared for, or that an attack may not be detected, which puts limitations on the Fund's ability to plan for or respond to a cyber attack. Like other funds and business enterprises, the Fund, the investment manager, and their service providers are subject to the risk of cyber incidents occurring from time to time.

## Performance

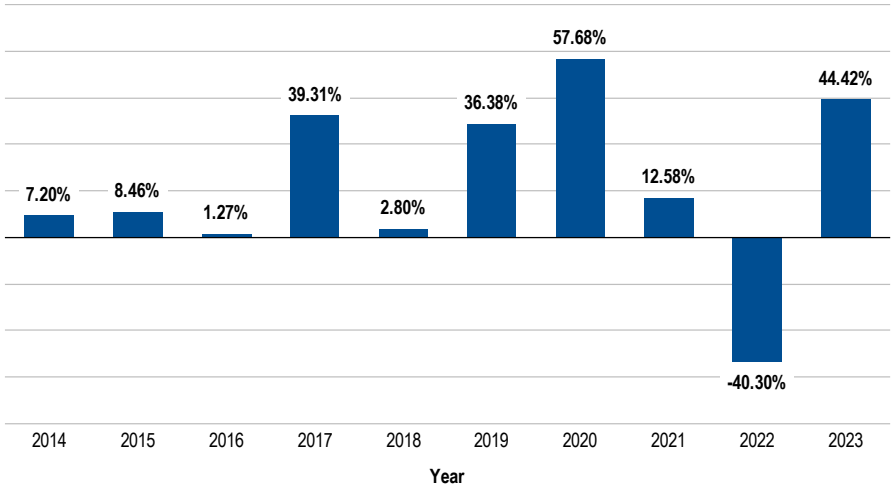
The following bar chart and table provide some indication of the risks of investing in the Fund. The bar chart shows changes in the Fund's performance from year to year for Class A shares. The table shows how the Fund's average annual returns for 1 year, 5 years, 10 years or since inception, as applicable, compared with those of a broad measure of market performance. The Fund's past performance (before and after taxes) is not necessarily an indication of how the Fund will perform in the future. You can obtain updated performance information at [franklintempleton.com](http://franklintempleton.com) or by calling (800) DIAL BEN/342-5236.

The secondary index in the table below shows how the Fund's performance compares to another group of securities that reflects the broader equity markets universe.

Sales charges are not reflected in the bar chart, and if those charges were included, returns would be less than those shown.



## Class A Annual Total Returns



Best Quarter:	2020, Q2	35.05%
Worst Quarter:	2022, Q2	-24.01%

## Average Annual Total Returns

(figures reflect sales charges)

For periods ended December 31, 2023

	1 Year	5 Years	10 Years
<b>Franklin DynaTech Fund - Class A</b>			
Return before taxes	36.47%	14.55%	12.77%
Return after taxes on distributions	36.47%	14.43%	12.35%
Return after taxes on distributions and sale of Fund shares	21.59%	11.72%	10.53%
<b>Franklin DynaTech Fund - Class C</b>	42.35%	14.99%	12.56%
<b>Franklin DynaTech Fund - Class R</b>	44.06%	15.56%	13.13%
<b>Franklin DynaTech Fund - Class R6</b>	44.92%	16.26%	13.84%
<b>Franklin DynaTech Fund - Advisor Class</b>	44.78%	16.14%	13.69%
Russell 1000 Growth Index (index reflects no deduction for fees, expenses or taxes)	42.68%	19.50%	14.86%
S&P 500 Index (index reflects no deduction for fees, expenses or taxes)	26.29%	15.69%	12.03%

No one index is representative of the Fund's portfolio.

The figures in the average annual total returns table above reflect the Class A shares maximum front-end sales charge of 5.50%. Prior to September 10, 2018, Class A shares were subject to a maximum front-end sales charge of 5.75%. If the prior maximum front-end sales charge of 5.75% was reflected, performance for Class A shares in the average annual total returns table would be lower.

The after-tax returns presented in the table are calculated using the historical highest individual federal marginal income tax rates and do not reflect the impact of state and local taxes. Actual after-tax returns depend on an investor's tax situation and may differ from those shown. After-tax returns are not relevant to investors who hold their Fund shares through tax-advantaged arrangements, such as 401(k) plans or individual retirement accounts. After-tax returns are shown only for Class A and after-tax returns for other classes will vary.

## Investment Manager

Franklin Advisers, Inc. (Advisers or investment manager)

## Portfolio Managers

### **Matthew J. Moberg, CPA**

Senior Vice President of Advisers and portfolio manager of the Fund since 2004.

### **Rupert H. Johnson, Jr.**

Director of Advisers and portfolio manager of the Fund since its inception (1968).

## Purchase and Sale of Fund Shares

You may purchase or redeem shares of the Fund on any business day online through our website at [franklintempleton.com](http://franklintempleton.com), by mail (Franklin Templeton Investor Services, P.O. Box 997152, Sacramento, CA 95899-7152), or by telephone at (800) 632-2301. For Class A, C and R, the minimum initial purchase for most accounts is \$1,000 (or \$25 under an automatic investment plan). Class R6 and Advisor Class are only available to certain qualified investors and the minimum initial investment will vary depending on the type of qualified investor, as described under "Your Account — Choosing a Share Class — Qualified Investors — Class R6" and "— Advisor Class" in the Fund's prospectus. There is no minimum investment for subsequent purchases.

## Taxes

The Fund's distributions are generally taxable to you as capital gains, unless you are investing through a tax-advantaged arrangement, such as a 401(k) plan or an individual retirement account, in which case your distributions would generally be taxed when withdrawn from the tax-advantaged account.

## Payments to Broker-Dealers and Other Financial Intermediaries

If you purchase shares of the Fund through a broker-dealer or other financial intermediary (such as a bank), the Fund and its related companies may pay the intermediary for the sale of Fund shares and related services. These payments may create a conflict of interest by influencing the broker-dealer or other

intermediary and your salesperson to recommend the Fund over another investment. Ask your financial advisor or visit your financial intermediary's website for more information.

# Franklin Growth Fund

## Investment Goal

Capital appreciation.

## Fees and Expenses of the Fund

These tables describe the fees and expenses that you may pay if you buy, hold and sell shares of the Fund. You may pay other fees (including on Class R6 and Advisor Class shares), such as brokerage commissions and other fees to financial intermediaries, which are not reflected in the tables and examples below. You may qualify for sales charge discounts in Class A if you and your family invest, or agree to invest in the future, at least \$25,000 in Franklin Templeton funds and certain other funds distributed through Franklin Distributors, LLC, the Fund's distributor. More information about these and other discounts is available from your financial professional and under "Your Account" on page 138 in the Fund's Prospectus and under "Buying and Selling Shares" on page 90 of the Fund's Statement of Additional Information. In addition, more information about sales charge discounts and waivers for purchases of shares through specific financial intermediaries is set forth in Appendix A – "Intermediary Sales Charge Discounts and Waivers" to the Fund's prospectus.

### Shareholder Fees

(fees paid directly from your investment)

	Class A	Class C	Class R	Class R6	Advisor Class
Maximum Sales Charge (Load) Imposed on Purchases (as percentage of offering price)	5.50%	None	None	None	None
Maximum Deferred Sales Charge (Load) (as percentage of the lower of original purchase price or sale proceeds)	None <sup>1</sup>	1.00%	None	None	None

<sup>1</sup> There is a 1% contingent deferred sales charge that applies to investments of \$1 Million or more (see "Investment of \$1 Million or More" under "Choosing a Share Class") and purchases by certain retirement plans without an initial sales charge on shares sold within 18 months of purchase.

### Annual Fund Operating Expenses

(expenses that you pay each year as a percentage of the value of your investment)

	Class A	Class C	Class R	Class R6	Advisor Class
Management fees	0.44%	0.44%	0.44%	0.44%	0.44%
Distribution and service (12b-1) fees	0.25%	1.00%	0.50%	None	None
Other expenses	0.11%	0.11%	0.11%	0.03%	0.11%
<b>Total annual Fund operating expenses</b>	<b>0.80%</b>	<b>1.55%</b>	<b>1.05%</b>	<b>0.47%</b>	<b>0.55%</b>

## Example

This Example is intended to help you compare the cost of investing in the Fund with the cost of investing in other mutual funds. The Example assumes that you invest \$10,000 in the Fund for the time periods indicated and then redeem all of your shares at the end of the period. The Example also assumes that your investment has a 5% return each year and that the Fund's operating expenses remain the same. The Example reflects adjustments made to the Fund's operating expenses due to the fee waivers and/or expense reimbursements by management for the 1 Year numbers only. Although your actual costs may be higher or lower, based on these assumptions your costs would be:

	1 Year	3 Years	5 Years	10 Years
<b>Class A</b>	\$627	\$791	\$969	\$1,485
<b>Class C</b>	\$258	\$490	\$846	\$1,645
<b>Class R</b>	\$107	\$334	\$579	\$1,282
<b>Class R6</b>	\$48	\$151	\$263	\$593
<b>Advisor Class</b>	\$56	\$176	\$307	\$689
If you do not sell your shares:				
<b>Class C</b>	\$158	\$490	\$846	\$1,645

## Portfolio Turnover

The Fund pays transaction costs, such as commissions, when it buys and sells securities (or "turns over" its portfolio). A higher portfolio turnover rate may indicate higher transaction costs and may result in higher taxes when Fund shares are held in a taxable account. These costs, which are not reflected in annual Fund operating expenses or in the Example, affect the Fund's performance. During the most recent fiscal year, the Fund's portfolio turnover rate was 2.86% of the average value of its portfolio.

## Principal Investment Strategies

Under normal market conditions, the Fund invests substantially in the equity securities of companies that are leaders in their industries. In selecting securities, the investment manager considers many factors, including historical and potential growth in revenues and earnings, assessment of strength and quality of management, and determination of a company's strategic positioning in its industry.

Although the Fund normally invests substantially in the equity securities (principally common stocks) of U.S.-based large and medium market capitalization companies, it may invest in companies in new and emerging industries where growth is expected to be above average and may invest up to 25% of its assets in smaller companies.

The Fund's investment manager is a research driven, fundamental investor, generally pursuing a "buy-and-hold" growth strategy. As a "bottom-up" investor focusing primarily on individual securities, the investment manager chooses companies that it believes are positioned for growth in revenues, earnings or assets. Such advantages as a particular marketing niche, proven technology, sound financial records, strong management, and industry leadership are all factors the investment manager believes point to strong growth potential. Although the investment manager searches for investments across a large number of sectors, from time to time, based on economic conditions, the Fund may have significant positions in particular sectors including technology, health care and industrials.

## Principal Risks

You could lose money by investing in the Fund. Mutual fund shares are not deposits or obligations of, or guaranteed or endorsed by, any bank, and are not insured by the Federal Deposit Insurance Corporation, the Federal Reserve Board, or any other agency of the U.S. government.

**Market:** The market values of securities or other investments owned by the Fund will go up or down, sometimes rapidly or unpredictably. The market value of a security or other investment may be reduced by market activity or other results of supply and demand unrelated to the issuer. This is a basic risk associated with all investments. When there are more sellers than buyers, prices tend to fall. Likewise, when there are more buyers than sellers, prices tend to rise.

The global outbreak of the novel strain of coronavirus, COVID-19 and its subsequent variants, has resulted in market closures and dislocations, extreme volatility, liquidity constraints and increased trading costs. The long-term impact on economies, markets, industries and individual issuers is not known. Some sectors of the economy and individual issuers have experienced or may experience particularly large losses. Periods of extreme volatility in the financial markets; reduced liquidity of many instruments; and disruptions to supply chains, consumer demand and employee availability, may continue for some time.

Stock prices tend to go up and down more dramatically than those of debt securities. A slower-growth or recessionary economic environment could have an adverse effect on the prices of the various stocks held by the Fund.

**Focus:** To the extent that the Fund focuses on particular countries, regions, industries, sectors or types of investments from time to time, the Fund may be subject to greater risks of adverse developments in such areas of focus than a fund that invests in a wider variety of countries, regions, industries, sectors or investments.

**Technology companies:** Companies in the technology sector have historically been volatile due to the rapid pace of product change and development within the sector.

For example, their products and services may not prove commercially successful or may become obsolete quickly. In addition, delays in or cancellation of the release of anticipated products or services may also affect the price of a technology company's stock. Technology companies are subject to significant competitive pressures, such as new market entrants, aggressive pricing and tight profit margins. The activities of these companies may also be adversely affected by changes in government regulations, worldwide technological developments or investor perception of a company and/or its products or services. The stock prices of companies operating within this sector may be subject to abrupt or erratic movements.

**Healthcare companies:** The activities of healthcare companies may be funded or subsidized by federal and state governments. If government funding and subsidies are reduced or discontinued, the profitability of these companies could be adversely affected. Healthcare companies may also be affected by government policies on healthcare reimbursements, regulatory approval for new drugs and medical products, and similar matters. They are also subject to legislative risk, i.e., the risks associated with the reform of the healthcare system through legislation.

**Industrials companies:** The stock prices of companies in the industrials sector are affected by supply and demand both for their specific product or service and for industrials sector products in general. Companies in the industrials sector may be adversely affected by changes in government regulation, world events and economic conditions. In addition, these companies are at risk for environmental damage and product liability claims. Companies in this sector could be adversely affected by commodity price volatility, changes in exchange rates, imposition of export or import controls, increased competition, depletion of resources, technological developments and labor relations.

**Growth Style Investing:** Growth stock prices reflect projections of future earnings or revenues, and can, therefore, fall dramatically if the company fails to meet those projections. Growth stocks may be more expensive relative to their current earnings or assets compared to value or other stocks, and if earnings growth expectations moderate, their valuations may return to more typical norms, causing their stock prices to fall. Prices of these companies' securities may be more volatile than other securities, particularly over the short term. In addition, investment styles can go in and out of favor, which could cause additional volatility in the prices of the Fund's portfolio holdings.

**Small and Mid Capitalization Companies:** Securities issued by small and mid capitalization companies may be more volatile in price than those of larger companies and may involve substantial risks. Such risks may include greater sensitivity to economic conditions, less certain growth prospects, lack of depth of management and funds for growth and development, and limited or less developed product lines and markets. In addition, small and mid capitalization companies may

be particularly affected by interest rate increases, as they may find it more difficult to borrow money to continue or expand operations, or may have difficulty in repaying any loans.

**Management:** The Fund is subject to management risk because it is an actively managed investment portfolio. The Fund's investment manager applies investment techniques and risk analyses in making investment decisions for the Fund, but there can be no guarantee that these decisions will produce the desired results.

**Cybersecurity:** Cybersecurity incidents, both intentional and unintentional, may allow an unauthorized party to gain access to Fund assets, Fund or customer data (including private shareholder information), or proprietary information, cause the Fund, the investment manager, and/or their service providers (including, but not limited to, Fund accountants, custodians, sub-custodians, transfer agents and financial intermediaries) to suffer data breaches, data corruption or loss of operational functionality or prevent Fund investors from purchasing, redeeming or exchanging shares or receiving distributions. The investment manager has limited ability to prevent or mitigate cybersecurity incidents affecting third party service providers, and such third party service providers may have limited indemnification obligations to the Fund or the investment manager. Cybersecurity incidents may result in financial losses to the Fund and its shareholders, and substantial costs may be incurred in an effort to prevent or mitigate future cybersecurity incidents. Issuers of securities in which the Fund invests are also subject to cybersecurity risks, and the value of these securities could decline if the issuers experience cybersecurity incidents.

Because technology is frequently changing, new ways to carry out cyber attacks are always developing. Therefore, there is a chance that some risks have not been identified or prepared for, or that an attack may not be detected, which puts limitations on the Fund's ability to plan for or respond to a cyber attack. Like other funds and business enterprises, the Fund, the investment manager, and their service providers are subject to the risk of cyber incidents occurring from time to time.

## Performance

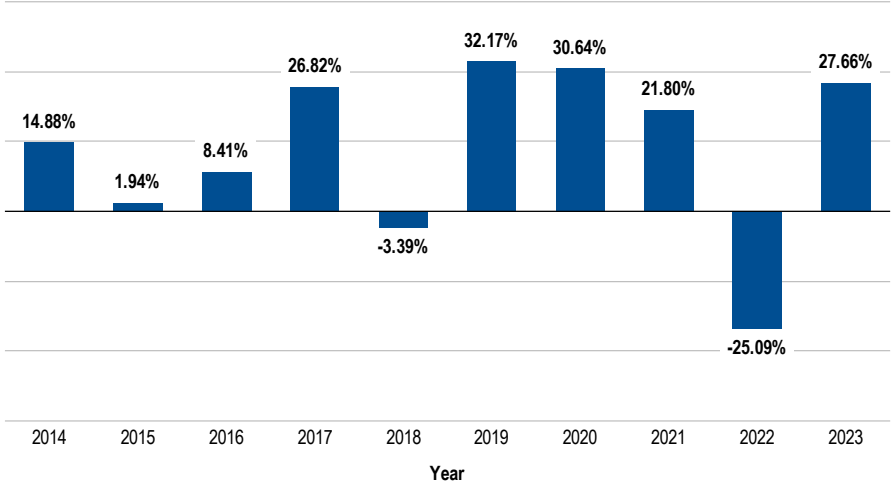
The following bar chart and table provide some indication of the risks of investing in the Fund. The bar chart shows changes in the Fund's performance from year to year for Class A shares. The table shows how the Fund's average annual returns for 1 year, 5 years, 10 years or since inception, as applicable, compared with those of a broad measure of market performance. The Fund's past performance (before and after taxes) is not necessarily an indication of how the Fund will perform in the future. You can obtain updated performance information at [franklintempleton.com](http://franklintempleton.com) or by calling (800) DIAL BEN/342-5236.



The secondary index in the table below shows how the Fund's performance compares to a group of securities that reflect the Fund's growth style bias.

Sales charges are not reflected in the bar chart, and if those charges were included, returns would be less than those shown.

### Class A Annual Total Returns



Best Quarter:	2020, Q2	23.86%
Worst Quarter:	2022, Q2	-18.47%

### Average Annual Total Returns

(figures reflect sales charges)

For periods ended December 31, 2023

	1 Year	5 Years	10 Years
<b>Franklin Growth Fund - Class A</b>			
Return before taxes	20.64%	13.70%	11.45%
Return after taxes on distributions	18.92%	11.68%	10.15%
Return after taxes on distributions and sale of Fund shares	13.41%	10.77%	9.28%
<b>Franklin Growth Fund - Class C</b>	25.72%	14.14%	11.25%
<b>Franklin Growth Fund - Class R</b>	27.35%	14.72%	11.80%
<b>Franklin Growth Fund - Class R6</b>	28.09%	15.39%	12.50%
<b>Franklin Growth Fund - Advisor Class</b>	27.99%	15.29%	12.36%
S&P 500 Index (index reflects no deduction for fees, expenses or taxes)	26.29%	15.69%	12.03%
Russell 1000 Growth Index (index reflects no deduction for fees, expenses or taxes)	42.68%	19.50%	14.86%

No one index is representative of the Fund's portfolio.

The figures in the average annual total returns table above reflect the Class A shares maximum front-end sales charge of 5.50%. Prior to September 10, 2018, Class A shares were subject to a maximum front-end sales charge of 5.75%. If the prior maximum front-end sales charge of 5.75% was reflected, performance for Class A shares in the average annual total returns table would be lower.

The after-tax returns presented in the table are calculated using the historical highest individual federal marginal income tax rates and do not reflect the impact of state and local taxes. Actual after-tax returns depend on an investor's tax situation and may differ from those shown. After-tax returns are not relevant to investors who hold their Fund shares through tax-advantaged arrangements, such as 401(k) plans or individual retirement accounts. After-tax returns are shown only for Class A and after-tax returns for other classes will vary.

## Investment Manager

Franklin Advisers, Inc. (Advisers or investment manager)

## Portfolio Managers

### **Serena Perin Vinton, CFA**

Senior Vice President of Advisers and portfolio manager of the Fund since 2008.

### **Robert Rendler, CFA**

Portfolio Manager and Research Analyst of Advisers and portfolio manager of the Fund since 2016.

### **Joyce Lin, CFA**

Portfolio Manager and Research Analyst of Advisers and portfolio manager of the Fund since 2021.

## Purchase and Sale of Fund Shares

You may purchase or redeem shares of the Fund on any business day online through our website at [franklintempleton.com](http://franklintempleton.com), by mail (Franklin Templeton Investor Services, P.O. Box 997152, Sacramento, CA 95899-7152), or by telephone at (800) 632-2301. For Class A, C and R, the minimum initial purchase for most accounts is \$1,000 (or \$25 under an automatic investment plan). Class R6 and Advisor Class are only available to certain qualified investors and the minimum initial investment will vary depending on the type of qualified investor, as described under "Your Account — Choosing a Share Class — Qualified Investors — Class R6" and "— Advisor Class" in the Fund's prospectus. There is no minimum investment for subsequent purchases.

## Taxes

The Fund's distributions are generally taxable to you as ordinary income, capital gains, or some combination of both, unless you are investing through a tax-advantaged arrangement, such as a 401(k) plan or an individual retirement account, in which case your distributions would generally be taxed when withdrawn from the tax-advantaged account.

## Payments to Broker-Dealers and Other Financial Intermediaries

If you purchase shares of the Fund through a broker-dealer or other financial intermediary (such as a bank), the Fund and its related companies may pay the intermediary for the sale of Fund shares and related services. These payments may create a conflict of interest by influencing the broker-dealer or other intermediary and your salesperson to recommend the Fund over another investment. Ask your financial advisor or visit your financial intermediary's website for more information.

# Franklin Income Fund

## Investment Goal

To maximize income while maintaining prospects for capital appreciation.

## Fees and Expenses of the Fund

These tables describe the fees and expenses that you may pay if you buy, hold and sell shares of the Fund. You may pay other fees (including on Class R6 and Advisor Class shares), such as brokerage commissions and other fees to financial intermediaries, which are not reflected in the tables and examples below. You may qualify for sales charge discounts in Class A if you and your family invest, or agree to invest in the future, at least \$100,000 in Franklin Templeton funds and certain other funds distributed through Franklin Distributors, LLC, the Fund’s distributor. More information about these and other discounts is available from your financial professional and under “Your Account” on page 138 in the Fund’s Prospectus and under “Buying and Selling Shares” on page 90 of the Fund’s Statement of Additional Information. In addition, more information about sales charge discounts and waivers for purchases of shares through specific financial intermediaries is set forth in Appendix A – “Intermediary Sales Charge Discounts and Waivers” to the Fund’s prospectus.

### Shareholder Fees

(fees paid directly from your investment)

	Class A	Class A1	Class C	Class R	Class R6	Advisor Class
Maximum Sales Charge (Load) Imposed on Purchases (as percentage of offering price)	3.75%	3.75%	None	None	None	None
Maximum Deferred Sales Charge (Load) (as percentage of the lower of original purchase price or sale proceeds)	None <sup>1</sup>	None <sup>1</sup>	1.00%	None	None	None

<sup>1</sup> There is a 1% contingent deferred sales charge that applies to investments of \$500,000 or more (see "Investment of \$500,000 or More" under "Choosing a Share Class") and purchases by certain retirement plans without an initial sales charge on shares sold within 18 months of purchase.

## Annual Fund Operating Expenses

(expenses that you pay each year as a percentage of the value of your investment)

	Class A	Class A1	Class C	Class R	Class R6	Advisor Class
Management fees	0.38%	0.38%	0.38%	0.38%	0.38%	0.38%
Distribution and service (12b-1) fees	0.25%	0.15%	0.65%	0.50%	None	None
Other expenses	0.08%	0.08%	0.08%	0.08%	0.03%	0.08%
Acquired fund fees and expenses	0.01%	0.01%	0.01%	0.01%	0.01%	0.01%
Total annual Fund operating expenses <sup>1</sup>	0.72%	0.62%	1.12%	0.97%	0.42%	0.47%
Fee waiver and/or expense reimbursement <sup>2</sup>	-0.01%	-0.01%	-0.01%	-0.01%	-0.01%	-0.01%
<b>Total annual Fund operating expenses after fee waiver and/or expense reimbursement</b>	<b>0.71%</b>	<b>0.61%</b>	<b>1.11%</b>	<b>0.96%</b>	<b>0.41%</b>	<b>0.46%</b>

<sup>1</sup> Total annual Fund operating expenses differ from the ratio of expenses to average net assets shown in the Financial Highlights, which reflect the operating expenses of the Fund and do not include acquired fund fees and expenses.

<sup>2</sup> The investment manager has agreed to reduce its fees to reflect reduced services resulting from the Fund's investments in Franklin Templeton affiliated funds. In addition, the transfer agency fees on Class R6 shares of the Fund have been capped so that transfer agency fees for that class do not exceed 0.03%. These arrangements are expected to continue until January 31, 2025. During the terms, the fee waiver and expense reimbursement agreements may not be terminated or amended without approval of the board of trustees except to add series or classes, to reflect the extension of termination dates or to lower the waiver and expense limitation (which would result in lower fees for shareholders).

### Example

This Example is intended to help you compare the cost of investing in the Fund with the cost of investing in other mutual funds. The Example assumes that you invest \$10,000 in the Fund for the time periods indicated and then redeem all of your shares at the end of the period. The Example also assumes that your investment has a 5% return each year and that the Fund's operating expenses remain the same. The Example reflects adjustments made to the Fund's operating expenses due to the fee waivers and/or expense reimbursements by management for the 1 Year numbers only. Although your actual costs may be higher or lower, based on these assumptions your costs would be:

	1 Year	3 Years	5 Years	10 Years
Class A	\$445	\$596	\$760	\$1,235
Class A1	\$435	\$565	\$706	\$1,119
Class C	\$213	\$355	\$616	\$1,250
Class R	\$98	\$308	\$535	\$1,188
Class R6	\$42	\$134	\$234	\$528
Advisor Class	\$47	\$150	\$262	\$592
If you do not sell your shares:				
Class C	\$113	\$355	\$616	\$1,250

## Portfolio Turnover

The Fund pays transaction costs, such as commissions, when it buys and sells securities (or "turns over" its portfolio). A higher portfolio turnover rate may indicate higher transaction costs and may result in higher taxes when Fund shares are held in a taxable account. These costs, which are not reflected in annual Fund operating expenses or in the Example, affect the Fund's performance. During the most recent fiscal year, the Fund's portfolio turnover rate was 56.23% of the average value of its portfolio.

## Principal Investment Strategies

Under normal market conditions, the Fund invests in a diversified portfolio of debt and equity securities. The Fund may shift its investments from one asset class to another based on the investment manager's analysis of the best opportunities for the Fund's portfolio in a given market. The equity securities in which the Fund invests consist primarily of common stocks, including those with dividend yields the investment manager believes are attractive. Debt securities include all varieties of fixed, floating and variable rate instruments, including secured and unsecured bonds, bonds convertible into common stock, senior floating rate and term loans, mortgage-backed securities and other asset-backed securities, debentures, and shorter term instruments. Bond investments may include U.S. and foreign corporate debt, U.S. Treasuries and foreign government bonds. The Fund may invest up to 100% of its total assets in debt securities that are rated below investment grade (also known as "junk bonds"), including a portion in defaulted securities, although the Fund will not invest more than 5% of its assets in securities that are defaulted at the time of purchase. The Fund maintains the flexibility to invest in securities of companies from a variety of sectors, but from time to time, based on economic conditions, the Fund may have significant investments in particular sectors. The Fund may also invest up to 25% of its assets in foreign securities, either directly or through depositary receipts.

The Fund may, from time to time, use a variety of equity-related derivatives and complex equity securities, which may include purchasing or selling call and put options on equity securities and equity security indices, futures on equity securities and equity indexes, options on equity index futures and equity-linked notes, for various purposes including enhancing Fund returns, increasing liquidity, gaining exposure to particular instruments in more efficient or less expensive ways and/or hedging risks relating to changes in certain equity markets. In addition, the Fund may, from time to time, use interest rate-related derivatives, including interest rate swaps and interest rate and/or bond futures contracts (including U.S. Treasury futures contracts) for various purposes including enhancing Fund returns, increasing liquidity, gaining exposure to particular instruments in more efficient or less expensive ways and/or hedging risks relating to changes in interest rates. The

Fund also may, from time to time, use currency-related derivatives, such as forward foreign currency exchange contracts, currency futures contracts, currency swaps and currency options to hedge (protect) against currency risks, and credit-related derivatives, such as credit default swaps and options on credit default swaps, to hedge (protect) against credit risks. The use of such derivative transactions may allow the Fund to obtain net long or net short exposures to selected markets, interest rates, countries or durations.

The Fund's investment manager searches for undervalued or out-of-favor securities it believes offer opportunities for income today and significant growth tomorrow. In analyzing both corporate debt and equity securities, the investment manager considers a variety of factors, including:

- a security's relative value based on such factors as anticipated cash flow, interest or dividend coverage, asset coverage, and earnings prospects;
- the experience and strength of the company's management;
- the company's changing financial condition and market recognition of the change;
- the company's sensitivity to changes in interest rates and business conditions; and
- the company's debt maturity schedules and borrowing requirements.

When choosing investments for the Fund, the investment manager applies a "bottom-up," value oriented, long-term approach, focusing on the market price of a company's securities relative to the investment manager's evaluation of the company's long-term earnings, asset value and cash flow potential. The investment manager also considers a company's price/earnings ratio, profit margins and liquidation value. It generally performs independent analysis of the debt securities being considered for the Fund's portfolio, rather than relying principally on the ratings assigned by rating organizations.

## Principal Risks

You could lose money by investing in the Fund. Mutual fund shares are not deposits or obligations of, or guaranteed or endorsed by, any bank, and are not insured by the Federal Deposit Insurance Corporation, the Federal Reserve Board, or any other agency of the U.S. government.

**Market:** The market values of securities or other investments owned by the Fund will go up or down, sometimes rapidly or unpredictably. The market value of a security or other investment may be reduced by market activity or other results of supply and demand unrelated to the issuer. This is a basic risk associated with all investments. When there are more sellers than buyers, prices tend to fall. Likewise, when there are more buyers than sellers, prices tend to rise.

The global outbreak of the novel strain of coronavirus, COVID-19 and its subsequent variants, has resulted in market closures and dislocations, extreme volatility, liquidity constraints and increased trading costs. The long-term impact on economies, markets, industries and individual issuers is not known. Some sectors of the economy and individual issuers have experienced or may experience particularly large losses. Periods of extreme volatility in the financial markets; reduced liquidity of many instruments; and disruptions to supply chains, consumer demand and employee availability, may continue for some time.

Stock prices tend to go up and down more dramatically than those of debt securities. A slower-growth or recessionary economic environment could have an adverse effect on the prices of the various stocks held by the Fund.

**Interest Rate:** When interest rates rise, debt security prices generally fall. The opposite is also generally true: debt security prices rise when interest rates fall. Interest rate changes are influenced by a number of factors, including government policy, monetary policy, inflation expectations, perceptions of risk, and supply of and demand for bonds. In general, securities with longer maturities or durations are more sensitive to interest rate changes.

**Credit:** An issuer of debt securities may fail to make interest payments or repay principal when due, in whole or in part. Changes in an issuer's financial strength or in a security's or government's credit rating may affect a security's value.

**High-Yield Debt Securities:** Issuers of lower-rated or "high-yield" debt securities (also known as "junk bonds") are not as strong financially as those issuing higher credit quality debt securities. High-yield debt securities are generally considered predominantly speculative by the applicable rating agencies as their issuers are more likely to encounter financial difficulties because they may be more highly leveraged, or because of other considerations. In addition, high yield debt securities generally are more vulnerable to changes in the relevant economy, such as a recession or a sustained period of rising interest rates, that could affect their ability to make interest and principal payments when due. The prices of high-yield debt securities generally fluctuate more than those of higher credit quality. High-yield debt securities are generally more illiquid (harder to sell) and harder to value.

**Income:** The Fund's distributions to shareholders may decline when prevailing interest rates fall, when the Fund experiences defaults on debt securities it holds or when the Fund realizes a loss upon the sale of a debt security.

**Focus:** To the extent that the Fund focuses on particular countries, regions, industries, sectors or types of investments from time to time, the Fund may be subject to greater risks of adverse developments in such areas of focus than a fund that invests in a wider variety of countries, regions, industries, sectors or investments.



**Equity-Linked Notes (ELNs):** ELNs may not perform as expected and could cause the Fund to realize significant losses including its entire principal investment. Other risks include counterparty risk, liquidity risk and imperfect correlation between ELNs and the underlying securities.

**Foreign Securities (non-U.S.):** Investing in foreign securities typically involves more risks than investing in U.S. securities, including risks related to currency exchange rates and policies, country or government specific issues, less favorable trading practices or regulation and greater price volatility. Certain of these risks also may apply to securities of U.S. companies with significant foreign operations. The risks of investing in foreign securities are typically greater in less developed or emerging market countries.

**Convertible Securities:** Convertible securities are subject to the risks of stocks when the underlying stock price is high relative to the conversion price (because more of the security's value resides in the conversion feature) and debt securities when the underlying stock price is low relative to the conversion price (because the conversion feature is less valuable). A convertible security is not as sensitive to interest rate changes as a similar non-convertible debt security, and generally has less potential for gain or loss than the underlying stock.

**Depository Receipts:** Depository receipts are subject to many of the risks of the underlying security. For some depository receipts, the custodian or similar financial institution that holds the issuer's shares in a trust account is located in the issuer's home country. The Fund could be exposed to the credit risk of the custodian or financial institution, and in cases where the issuer's home country does not have developed financial markets, greater market risk. In addition, the depository institution may not have physical custody of the underlying securities at all times and may charge fees for various services, including forwarding dividends and interest and corporate actions. The Fund would be expected to pay a share of the additional fees, which it would not pay if investing directly in the foreign securities. The Fund may experience delays in receiving its dividend and interest payments or exercising rights as a shareholder. There may be an increased possibility of untimely responses to certain corporate actions of the issuer in an unsponsored depository receipt program. Accordingly, there may be less information available regarding issuers of securities underlying unsponsored programs and there may not be a correlation between this information and the market value of the depository receipts.

**Mortgage Securities and Asset-Backed Securities:** Mortgage securities differ from conventional debt securities because principal is paid back periodically over the life of the security rather than at maturity. The Fund may receive unscheduled payments of principal due to voluntary prepayments, refinancings or foreclosures on the underlying mortgage loans. Because of prepayments, mortgage securities may be less effective than some other types of debt securities as a means of

"locking in" long-term interest rates and may have less potential for capital appreciation during periods of falling interest rates. A reduction in the anticipated rate of principal prepayments, especially during periods of rising interest rates, may increase or extend the effective maturity and duration of mortgage securities, making them more sensitive to interest rate changes, subject to greater price volatility, and more susceptible than some other debt securities to a decline in market value when interest rates rise.

Issuers of asset-backed securities may have limited ability to enforce the security interest in the underlying assets, and credit enhancements provided to support the securities, if any, may be inadequate to protect investors in the event of default. Like mortgage securities, asset-backed securities are subject to prepayment and extension risks.

**Management:** The Fund is subject to management risk because it is an actively managed investment portfolio. The Fund's investment manager applies investment techniques and risk analyses in making investment decisions for the Fund, but there can be no guarantee that these decisions will produce the desired results.

**Value Style Investing:** A value stock may not increase in price as anticipated by the investment manager if other investors fail to recognize the company's value and bid up the price, the markets favor faster-growing companies, or the factors that the investment manager believes will increase the price of the security do not occur or do not have the anticipated effect.

**Prepayment:** Prepayment risk occurs when a debt security can be repaid in whole or in part prior to the security's maturity and the Fund must reinvest the proceeds it receives, during periods of declining interest rates, in securities that pay a lower rate of interest. Also, if a security has been purchased at a premium, the value of the premium would be lost in the event of prepayment. Prepayments generally increase when interest rates fall.

**Derivative Instruments:** The performance of derivative instruments depends largely on the performance of an underlying instrument, such as a currency, security, interest rate or index, and such instruments often have risks similar to their underlying instrument, in addition to other risks. Derivative instruments involve costs and can create economic leverage in the Fund's portfolio which may result in significant volatility and cause the Fund to participate in losses (as well as gains) in an amount that exceeds the Fund's initial investment. Other risks include illiquidity, mispricing or improper valuation of the derivative instrument, and imperfect correlation between the value of the derivative and the underlying instrument so that the Fund may not realize the intended benefits. When a derivative is used for hedging, the change in value of the derivative may also not correlate specifically with the currency, security, interest rate, index or other risk being hedged. With

over-the-counter derivatives, there is the risk that the other party to the transaction will fail to perform.

**Cybersecurity:** Cybersecurity incidents, both intentional and unintentional, may allow an unauthorized party to gain access to Fund assets, Fund or customer data (including private shareholder information), or proprietary information, cause the Fund, the investment manager, and/or their service providers (including, but not limited to, Fund accountants, custodians, sub-custodians, transfer agents and financial intermediaries) to suffer data breaches, data corruption or loss of operational functionality or prevent Fund investors from purchasing, redeeming or exchanging shares or receiving distributions. The investment manager has limited ability to prevent or mitigate cybersecurity incidents affecting third party service providers, and such third party service providers may have limited indemnification obligations to the Fund or the investment manager. Cybersecurity incidents may result in financial losses to the Fund and its shareholders, and substantial costs may be incurred in an effort to prevent or mitigate future cybersecurity incidents. Issuers of securities in which the Fund invests are also subject to cybersecurity risks, and the value of these securities could decline if the issuers experience cybersecurity incidents.

Because technology is frequently changing, new ways to carry out cyber attacks are always developing. Therefore, there is a chance that some risks have not been identified or prepared for, or that an attack may not be detected, which puts limitations on the Fund's ability to plan for or respond to a cyber attack. Like other funds and business enterprises, the Fund, the investment manager, and their service providers are subject to the risk of cyber incidents occurring from time to time.

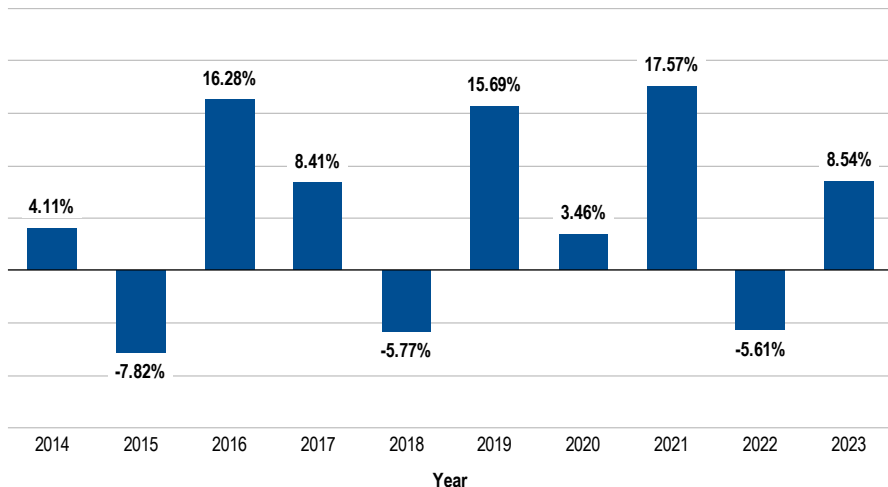
## Performance

The following bar chart and table provide some indication of the risks of investing in the Fund. The bar chart shows changes in the Fund's performance from year to year for Class A shares. The table shows how the Fund's average annual returns for 1 year, 5 years, 10 years or since inception, as applicable, compared with those of a broad measure of market performance. The Fund's past performance (before and after taxes) is not necessarily an indication of how the Fund will perform in the future. You can obtain updated performance information at [franklintempleton.com](http://franklintempleton.com) or by calling (800) DIAL BEN/342-5236.

The secondary index in the table below shows how the Fund's performance compares to groups of securities that align with the Fund's expected exposure to income producing equity and debt securities.

Sales charges are not reflected in the bar chart, and if those charges were included, returns would be less than those shown.

## Class A Annual Total Returns



Best Quarter:	2020, Q4	11.62%
Worst Quarter:	2020, Q1	-16.02%

## Average Annual Total Returns

(figures reflect sales charges)

For periods ended December 31, 2023

	1 Year	5 Years	10 Years
<b>Franklin Income Fund - Class A</b>			
Return before taxes	4.47%	6.77%	4.69%
Return after taxes on distributions	2.25%	4.66%	2.67%
Return after taxes on distributions and sale of Fund shares	2.70%	4.45%	2.81%
<b>Franklin Income Fund - Class A1</b>	4.48%	6.91%	4.82%
<b>Franklin Income Fund - Class C</b>	6.90%	7.10%	4.63%
<b>Franklin Income Fund - Class R</b>	7.95%	7.27%	4.78%
<b>Franklin Income Fund - Class R6</b>	8.84%	8.03%	5.44%
<b>Franklin Income Fund - Advisor Class</b>	8.83%	7.90%	5.34%
S&P 500 Index (index reflects no deduction for fees, expenses or taxes)	26.29%	15.69%	12.03%
Blended 50% MSCI USA High Dividend Yield Index + 25% Bloomberg High Yield Very Liquid Index + 25% Bloomberg US Aggregate Index (index reflects no deduction for fees, expenses or taxes)	8.29%	6.38%	6.31%

No one index is representative of the Fund's portfolio.

Historical performance for Class A shares in the bar chart and table above prior to their inception is based on the performance of Class A1 shares and has been adjusted to reflect differences in Rule 12b-1 fees between classes.

The figures in the average annual total returns table above reflect the Class A and Class A1 shares maximum front-end sales charge of 3.75%. Prior to March 1, 2019, Class A and Class A1 shares were subject to a maximum front-end sales charge of 4.25%. If the prior maximum front-end sales charge of 4.25% was reflected, performance for Class A and Class A1 shares in the average annual total returns table would be lower.

The after-tax returns presented in the table are calculated using the historical highest individual federal marginal income tax rates and do not reflect the impact of state and local taxes. Actual after-tax returns depend on an investor's tax situation and may differ from those shown. After-tax returns are not relevant to investors who hold their Fund shares through tax-advantaged arrangements, such as 401(k) plans or individual retirement accounts. After-tax returns are shown only for Class A and after-tax returns for other classes will vary.

## Investment Manager

Franklin Advisers, Inc. (Advisers or investment manager)

## Portfolio Managers

### **Edward D. Perks, CFA**

President and Director of Advisers and portfolio manager of the Fund since 2002.

### **Brendan Circle, CFA**

Senior Vice President of Advisers and portfolio manager of the Fund since 2019.

### **Todd Brighton, CFA**

Senior Vice President of Advisers and portfolio manager of the Fund since 2017.

## Purchase and Sale of Fund Shares

You may purchase or redeem shares of the Fund on any business day online through our website at [franklintempleton.com](http://franklintempleton.com), by mail (Franklin Templeton Investor Services, P.O. Box 997152, Sacramento, CA 95899-7152), or by telephone at (800) 632-2301. For Class A, C and R, the minimum initial purchase for most accounts is \$1,000 (or \$25 under an automatic investment plan). Class R6 and Advisor Class are only available to certain qualified investors and the minimum initial investment will vary depending on the type of qualified investor, as described under "Your Account — Choosing a Share Class — Qualified Investors — Class R6" and "— Advisor Class" in the Fund's prospectus. There is no minimum investment for subsequent purchases.

## Taxes

The Fund's distributions are generally taxable to you as ordinary income, unless you are investing through a tax-advantaged arrangement, such as a 401(k) plan or

an individual retirement account, in which case your distributions would generally be taxed when withdrawn from the tax-advantaged account.

## Payments to Broker-Dealers and Other Financial Intermediaries

If you purchase shares of the Fund through a broker-dealer or other financial intermediary (such as a bank), the Fund and its related companies may pay the intermediary for the sale of Fund shares and related services. These payments may create a conflict of interest by influencing the broker-dealer or other intermediary and your salesperson to recommend the Fund over another investment. Ask your financial advisor or visit your financial intermediary's website for more information.

# Franklin U.S. Government Securities Fund

## Investment Goal

Income.

## Fees and Expenses of the Fund

These tables describe the fees and expenses that you may pay if you buy, hold and sell shares of the Fund. You may pay other fees (including on Class R6 and Advisor Class shares), such as brokerage commissions and other fees to financial intermediaries, which are not reflected in the tables and examples below. You may qualify for sales charge discounts in Class A if you and your family invest, or agree to invest in the future, at least \$100,000 in Franklin Templeton funds and certain other funds distributed through Franklin Distributors, LLC, the Fund's distributor. More information about these and other discounts is available from your financial professional and under "Your Account" on page 138 in the Fund's Prospectus and under "Buying and Selling Shares" on page 90 of the Fund's Statement of Additional Information. In addition, more information about sales charge discounts and waivers for purchases of shares through specific financial intermediaries is set forth in Appendix A – "Intermediary Sales Charge Discounts and Waivers" to the Fund's prospectus.

### Shareholder Fees

(fees paid directly from your investment)

	Class A	Class A1	Class C	Class R	Class R6	Advisor Class
Maximum Sales Charge (Load) Imposed on Purchases (as percentage of offering price)	3.75%	3.75%	None	None	None	None
Maximum Deferred Sales Charge (Load) (as percentage of the lower of original purchase price or sale proceeds)	None <sup>1</sup>	None <sup>1</sup>	1.00%	None	None	None

<sup>1</sup> There is a 1% contingent deferred sales charge that applies to investments of \$500,000 or more (see "Investment of \$500,000 or More" under "Choosing a Share Class") and purchases by certain retirement plans without an initial sales charge on shares sold within 18 months of purchase.

## Annual Fund Operating Expenses

(expenses that you pay each year as a percentage of the value of your investment)

	Class A	Class A1	Class C	Class R	Class R6	Advisor Class
Management fees	0.46%	0.46%	0.46%	0.46%	0.46%	0.46%
Distribution and service (12b-1) fees	0.25%	0.15%	0.65%	0.50%	None	None
Other expenses <sup>1</sup>	0.15%	0.14%	0.15%	0.14%	0.05%	0.14%
Acquired fund fees and expenses <sup>2</sup>	0.01%	0.01%	0.01%	0.01%	0.01%	0.01%
Total annual Fund operating expenses <sup>1,2</sup>	0.87%	0.76%	1.27%	1.11%	0.52%	0.61%
Fee waiver and/or expense reimbursement	-0.01%	-0.01%	-0.01%	-0.01%	-0.01%	-0.01%
<b>Total annual Fund operating expenses after fee waiver and/or expense reimbursement<sup>2,3</sup></b>	<b>0.86%</b>	<b>0.75%</b>	<b>1.26%</b>	<b>1.10%</b>	<b>0.51%</b>	<b>0.60%</b>

<sup>1</sup> Other expenses have been restated to reflect fees and expenses for the current fiscal year. Consequently, the total annual Fund operating expenses differ from the ratio of expenses to average net assets shown in the Financial Highlights.

<sup>2</sup> Total annual Fund operating expenses differ from the ratio of expenses to average net assets shown in the Financial Highlights, which reflect the operating expenses of the Fund and do not include acquired fund fees and expenses.

<sup>3</sup> The investment manager has agreed to reduce its fees to reflect reduced services resulting from the Fund's investments in Franklin Templeton affiliated funds. In addition, the transfer agency fees on Class R6 shares of the Fund have been capped so that transfer agency fees for that class do not exceed 0.03%. These arrangements are expected to continue until January 31, 2025. During the terms, the fee waiver and expense reimbursement agreements may not be terminated or amended without approval of the board of trustees except to add series or classes, to reflect the extension of termination dates or to lower the waiver and expense limitation (which would result in lower fees for shareholders).

## Example

This Example is intended to help you compare the cost of investing in the Fund with the cost of investing in other mutual funds. The Example assumes that you invest \$10,000 in the Fund for the time periods indicated and then redeem all of your shares at the end of the period. The Example also assumes that your investment has a 5% return each year and that the Fund's operating expenses remain the same. The Example reflects adjustments made to the Fund's operating expenses due to the fee waivers and/or expense reimbursements by management for the 1 Year numbers only. Although your actual costs may be higher or lower, based on these assumptions your costs would be:

	1 Year	3 Years	5 Years	10 Years
<b>Class A</b>	\$459	\$641	\$838	\$1,406
<b>Class A1</b>	\$449	\$608	\$781	\$1,282
<b>Class C</b>	\$228	\$401	\$695	\$1,421
<b>Class R</b>	\$112	\$352	\$611	\$1,352
<b>Class R6</b>	\$52	\$166	\$290	\$651
<b>Advisor Class</b>	\$61	\$194	\$339	\$761
If you do not sell your shares:				
<b>Class C</b>	\$128	\$401	\$695	\$1,421



## Portfolio Turnover

The Fund pays transaction costs, such as commissions, when it buys and sells securities (or "turns over" its portfolio). A higher portfolio turnover rate may indicate higher transaction costs and may result in higher taxes when Fund shares are held in a taxable account. These costs, which are not reflected in annual Fund operating expenses or in the Example, affect the Fund's performance. During the most recent fiscal year, the Fund's portfolio turnover rate was 2.81% of the average value of its portfolio.

## Principal Investment Strategies

Under normal market conditions, the Fund invests at least 80% of its net assets in U.S. government securities. The Fund presently invests substantially all of its assets in Government National Mortgage Association obligations (Ginnie Maes). Ginnie Maes represent an ownership interest in mortgage loans pooled together for sale to investors to finance purchases of homes. The mortgage loans may have either fixed or adjustable interest rates. As the underlying mortgage loans are paid off, Ginnie Maes provide investors with monthly payments of interest and principal as well as any unscheduled prepayments on the underlying mortgage loans.

Ginnie Maes carry a guarantee as to the timely repayment of principal and interest that is backed by the full faith and credit of the U.S. government. The full faith and credit guarantee does not apply to the market prices and yields of the Ginnie Maes or to the net asset value or performance of the Fund, which will vary with changes in interest rates and other market conditions.

## Principal Risks

You could lose money by investing in the Fund. Mutual fund shares are not deposits or obligations of, or guaranteed or endorsed by, any bank, and are not insured by the Federal Deposit Insurance Corporation, the Federal Reserve Board, or any other agency of the U.S. government.

**Interest Rate:** When interest rates rise, debt security prices generally fall. The opposite is also generally true: debt security prices rise when interest rates fall. Interest rate changes are influenced by a number of factors, including government policy, monetary policy, inflation expectations, perceptions of risk, and supply of and demand for bonds. In general, securities with longer maturities or durations are more sensitive to interest rate changes.

**Prepayment:** Prepayment risk occurs when a debt security can be repaid in whole or in part prior to the security's maturity and the Fund must reinvest the proceeds it receives, during periods of declining interest rates, in securities that pay a lower rate of interest. Also, if a security has been purchased at a premium, the value of

the premium would be lost in the event of prepayment. Prepayments generally increase when interest rates fall.

**Extension:** The market value of some debt securities (such as certain asset-backed and mortgage-backed securities) will be adversely affected when bond calls or prepayments on underlying mortgages or other assets are less or slower than anticipated. When that occurs, the effective maturity date of the Fund's investment is extended, resulting in an increase in interest rate sensitivity to that of a longer-term instrument.

**Ginnie Maes:** Ginnie Maes differ from conventional corporate debt securities because principal is paid back monthly over the life of the security rather than at maturity. The Fund may receive unscheduled payments of principal due to voluntary prepayments, refinancing or foreclosure on the underlying mortgage loans. Because of prepayments, Ginnie Maes may be less effective than some other types of securities as a means of "locking in" long-term interest rates and may have less potential for capital appreciation during periods of falling interest rates. A reduction in the anticipated rate of principal prepayments, especially during periods of rising interest rates, may increase the effective maturity of Ginnie Maes, making them more susceptible than some other debt securities to a decline in market value when interest rates rise.

**Income:** The Fund's distributions to shareholders may decline when prevailing interest rates fall, when the Fund experiences defaults on debt securities it holds or when the Fund realizes a loss upon the sale of a debt security.

**Credit:** U.S. government investments generally have the least credit risk but are not completely free of credit risk. The Fund may incur losses on debt securities that are inaccurately perceived to present a different amount of credit risk by the market, the investment manager or the rating agencies than such securities actually do. Any downgrade of securities issued by the U.S. government may result in a downgrade of securities issued by its agencies or instrumentalities, including securities issued by Ginnie Mae. While securities issued by Ginnie Mae are backed by the full faith and credit of the U.S. Government, guarantees of principal and interest do not apply to market prices, yields or the Fund's share price.

**Management:** The Fund is subject to management risk because it is an actively managed investment portfolio. The Fund's investment manager applies investment techniques and risk analyses in making investment decisions for the Fund, but there can be no guarantee that these decisions will produce the desired results.

**Market:** The market values of securities or other investments owned by the Fund will go up or down, sometimes rapidly or unpredictably. The market value of a security or other investment may be reduced by market activity or other results of supply and demand unrelated to the issuer. This is a basic risk associated with all

investments. When there are more sellers than buyers, prices tend to fall. Likewise, when there are more buyers than sellers, prices tend to rise.

The global outbreak of the novel strain of coronavirus, COVID-19 and its subsequent variants, has resulted in market closures and dislocations, extreme volatility, liquidity constraints and increased trading costs. The long-term impact on economies, markets, industries and individual issuers is not known. Some sectors of the economy and individual issuers have experienced or may experience particularly large losses. Periods of extreme volatility in the financial markets; reduced liquidity of many instruments; and disruptions to supply chains, consumer demand and employee availability, may continue for some time.

**Cybersecurity:** Cybersecurity incidents, both intentional and unintentional, may allow an unauthorized party to gain access to Fund assets, Fund or customer data (including private shareholder information), or proprietary information, cause the Fund, the investment manager, and/or their service providers (including, but not limited to, Fund accountants, custodians, sub-custodians, transfer agents and financial intermediaries) to suffer data breaches, data corruption or loss of operational functionality or prevent Fund investors from purchasing, redeeming or exchanging shares or receiving distributions. The investment manager has limited ability to prevent or mitigate cybersecurity incidents affecting third party service providers, and such third party service providers may have limited indemnification obligations to the Fund or the investment manager. Cybersecurity incidents may result in financial losses to the Fund and its shareholders, and substantial costs may be incurred in an effort to prevent or mitigate future cybersecurity incidents. Issuers of securities in which the Fund invests are also subject to cybersecurity risks, and the value of these securities could decline if the issuers experience cybersecurity incidents.

Because technology is frequently changing, new ways to carry out cyber attacks are always developing. Therefore, there is a chance that some risks have not been identified or prepared for, or that an attack may not be detected, which puts limitations on the Fund's ability to plan for or respond to a cyber attack. Like other funds and business enterprises, the Fund, the investment manager, and their service providers are subject to the risk of cyber incidents occurring from time to time.

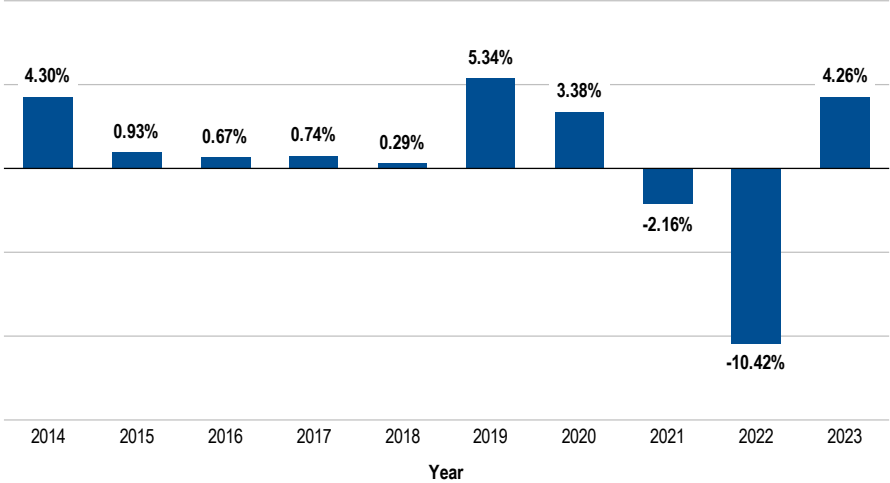
## Performance

The following bar chart and table provide some indication of the risks of investing in the Fund. The bar chart shows changes in the Fund's performance from year to year for Class A shares. The table shows how the Fund's average annual returns for 1 year, 5 years, 10 years or since inception, as applicable, compared with those of a broad measure of market performance. The Fund's past performance (before and after taxes) is not necessarily an indication of how the Fund will perform in the

future. You can obtain updated performance information at [franklintempleton.com](http://franklintempleton.com) or by calling (800) DIAL BEN/342-5236.

Sales charges are not reflected in the bar chart, and if those charges were included, returns would be less than those shown.

**Class A Annual Total Returns**



Best Quarter:	2023, Q4	6.57%
Worst Quarter:	2022, Q3	-5.00%

**Average Annual Total Returns**

(figures reflect sales charges)  
 For periods ended December 31, 2023

	1 Year	5 Years	10 Years
<b>Franklin U.S. Government Securities Fund - Class A</b>			
Return before taxes	0.35%	-0.86%	0.25%
Return after taxes on distributions	-0.87%	-1.91%	-0.96%
Return after taxes on distributions and sale of Fund shares	0.18%	-1.07%	-0.32%
<b>Franklin U.S. Government Securities Fund - Class A1</b>	0.41%	-0.77%	0.30%
<b>Franklin U.S. Government Securities Fund - Class C</b>	2.84%	-0.52%	0.18%
<b>Franklin U.S. Government Securities Fund - Class R</b>	3.99%	-0.36%	0.33%
<b>Franklin U.S. Government Securities Fund - Class R6</b>	4.59%	0.25%	0.95%
<b>Franklin U.S. Government Securities Fund - Advisor Class</b>	4.50%	0.14%	0.83%
Bloomberg US Government - Intermediate Index (index reflects no deduction for fees, expenses or taxes)	4.30%	1.03%	1.24%

Historical performance for Class A shares in the bar chart and table above prior to their inception is based on the performance of Class A1 shares and has been adjusted to reflect differences in Rule 12b-1 fees between classes.

The figures in the average annual total returns table above reflect the Class A and Class A1 shares maximum front-end sales charge of 3.75%. Prior to March 1, 2019, Class A and Class A1 shares were subject to a maximum front-end sales charge of 4.25%. If the prior maximum front-end sales charge of 4.25% was reflected, performance for Class A and Class A1 shares in the average annual total returns table would be lower.

The after-tax returns presented in the table are calculated using the historical highest individual federal marginal income tax rates and do not reflect the impact of state and local taxes. Actual after-tax returns depend on an investor's tax situation and may differ from those shown. After-tax returns are not relevant to investors who hold their Fund shares through tax-advantaged arrangements, such as 401(k) plans or individual retirement accounts. After-tax returns are shown only for Class A and after-tax returns for other classes will vary.

## Investment Manager

Franklin Advisers, Inc. (Advisers or investment manager)

## Portfolio Managers

### **Paul Varunok**

Senior Vice President of Advisers and portfolio manager of the Fund since 2003.

### **Neil Dhruv**

Vice President of Advisers and portfolio manager of the Fund since 2019.

## Purchase and Sale of Fund Shares

You may purchase or redeem shares of the Fund on any business day online through our website at [franklintempleton.com](http://franklintempleton.com), by mail (Franklin Templeton Investor Services, P.O. Box 997152, Sacramento, CA 95899-7152), or by telephone at (800) 632-2301. For Class A, C and R, the minimum initial purchase for most accounts is \$1,000 (or \$25 under an automatic investment plan). Class R6 and Advisor Class are only available to certain qualified investors and the minimum initial investment will vary depending on the type of qualified investor, as described under "Your Account — Choosing a Share Class — Qualified Investors — Class R6" and "— Advisor Class" in the Fund's prospectus. There is no minimum investment for subsequent purchases.

## Taxes

The Fund's distributions are generally taxable to you as ordinary income, unless you are investing through a tax-advantaged arrangement, such as a 401(k) plan or an individual retirement account, in which case your distributions would generally be taxed when withdrawn from the tax-advantaged account.

## Payments to Broker-Dealers and Other Financial Intermediaries

If you purchase shares of the Fund through a broker-dealer or other financial intermediary (such as a bank), the Fund and its related companies may pay the intermediary for the sale of Fund shares and related services. These payments may create a conflict of interest by influencing the broker-dealer or other intermediary and your salesperson to recommend the Fund over another investment. Ask your financial advisor or visit your financial intermediary's website for more information.

# Franklin Utilities Fund

## Investment Goal

Capital appreciation and current income.

## Fees and Expenses of the Fund

These tables describe the fees and expenses that you may pay if you buy, hold and sell shares of the Fund. You may pay other fees (including on Class R6 and Advisor Class shares), such as brokerage commissions and other fees to financial intermediaries, which are not reflected in the tables and examples below. You may qualify for sales charge discounts in Class A if you and your family invest, or agree to invest in the future, at least \$100,000 in Franklin Templeton funds and certain other funds distributed through Franklin Distributors, LLC, the Fund's distributor. More information about these and other discounts is available from your financial professional and under "Your Account" on page 138 in the Fund's Prospectus and under "Buying and Selling Shares" on page 90 of the Fund's Statement of Additional Information. In addition, more information about sales charge discounts and waivers for purchases of shares through specific financial intermediaries is set forth in Appendix A – "Intermediary Sales Charge Discounts and Waivers" to the Fund's prospectus.

### Shareholder Fees

(fees paid directly from your investment)

	Class A	Class A1	Class C	Class R	Class R6	Advisor Class
Maximum Sales Charge (Load) Imposed on Purchases (as percentage of offering price)	3.75%	3.75%	None	None	None	None
Maximum Deferred Sales Charge (Load) (as percentage of the lower of original purchase price or sale proceeds)	None <sup>1</sup>	None <sup>1</sup>	1.00%	None	None	None

<sup>1</sup> There is a 1% contingent deferred sales charge that applies to investments of \$500,000 or more (see "Investment of \$500,000 or More" under "Choosing a Share Class") and purchases by certain retirement plans without an initial sales charge on shares sold within 18 months of purchase.

## Annual Fund Operating Expenses

(expenses that you pay each year as a percentage of the value of your investment)

	Class A	Class A1	Class C	Class R	Class R6	Advisor Class
Management fees	0.45%	0.45%	0.45%	0.45%	0.45%	0.45%
Distribution and service (12b-1) fees	0.25%	0.15%	0.65%	0.50%	None	None
Other expenses	0.11%	0.11%	0.11%	0.11%	0.07%	0.11%
Total annual Fund operating expenses	0.81%	0.71%	1.21%	1.06%	0.52%	0.56%
Fee waiver and/or expense reimbursement <sup>1</sup>	None	None	None	None	-0.03%	None
<b>Total annual Fund operating expenses after fee waiver and/or expense reimbursement</b>	<b>0.81%</b>	<b>0.71%</b>	<b>1.21%</b>	<b>1.06%</b>	<b>0.49%</b>	<b>0.56%</b>

<sup>1</sup> Transfer agency fees on Class R6 shares of the Fund have been capped so that transfer agency fees for that class do not exceed 0.03% until January 31, 2025. During its term, this fee agreement may not be terminated or amended without approval of the board of trustees except to add series and classes, to reflect the extension of termination dates or to lower the waiver and expense limitation (which would result in lower fees for shareholders).

## Example

This Example is intended to help you compare the cost of investing in the Fund with the cost of investing in other mutual funds. The Example assumes that you invest \$10,000 in the Fund for the time periods indicated and then redeem all of your shares at the end of the period. The Example also assumes that your investment has a 5% return each year and that the Fund's operating expenses remain the same. The Example reflects adjustments made to the Fund's operating expenses due to the fee waivers and/or expense reimbursements by management for the 1 Year numbers only. Although your actual costs may be higher or lower, based on these assumptions your costs would be:

	1 Year	3 Years	5 Years	10 Years
<b>Class A</b>	\$455	\$624	\$808	\$1,340
<b>Class A1</b>	\$445	\$594	\$756	\$1,226
<b>Class C</b>	\$223	\$384	\$665	\$1,354
<b>Class R</b>	\$108	\$337	\$584	\$1,293
<b>Class R6</b>	\$50	\$164	\$288	\$650
<b>Advisor Class</b>	\$57	\$179	\$312	\$701
If you do not sell your shares:				
<b>Class C</b>	\$123	\$384	\$665	\$1,354

## Portfolio Turnover

The Fund pays transaction costs, such as commissions, when it buys and sells securities (or "turns over" its portfolio). A higher portfolio turnover rate may indicate higher transaction costs and may result in higher taxes when Fund shares are held in a taxable account. These costs, which are not reflected in annual Fund operating



expenses or in the Example, affect the Fund's performance. During the most recent fiscal year, the Fund's portfolio turnover rate was 4.43% of the average value of its portfolio.

## Principal Investment Strategies

Under normal market conditions, the Fund invests at least 80% of its net assets in the securities of public utilities companies. These are companies that provide electricity, natural gas, water, and communications services to the public and companies that provide services to public utilities companies. The Fund concentrates (invests more than 25% of its total assets) in companies operating in the utilities industry. The Fund invests primarily in equity securities, which consist mainly of common stocks.

The Fund searches for the best return opportunities available in the global utilities arena with a specific focus on the U.S. electricity and gas sector. Generally, the Fund seeks to invest in companies producing a high percentage of earnings from their regulated operations.

## Principal Risks

You could lose money by investing in the Fund. Mutual fund shares are not deposits or obligations of, or guaranteed or endorsed by, any bank, and are not insured by the Federal Deposit Insurance Corporation, the Federal Reserve Board, or any other agency of the U.S. government.

**Utilities Industry:** Utility company equity securities, to the extent they are purchased for their dividend yield, historically have been sensitive to interest rate movements: when interest rates have risen, the stock prices of these companies have tended to fall. In some states, utility companies and their rates are regulated; other states have moved to deregulate such companies thereby causing non-regulated companies' returns to generally be more volatile and more sensitive to changes in revenue and earnings. Certain utilities companies face risks associated with the operation of nuclear facilities for electric generation, including, among other considerations, litigation, the problems associated with the use of radioactive materials and the effects of natural or man-made disasters. In general, all utility companies may face additional regulation and litigation regarding their power plant operations; increased costs from new or greater regulation of these operations; the need to purchase expensive emissions control equipment or new operations due to regulations; and the availability and cost of fuel, all of which may lower their earnings. The distribution side of the utilities industry also faces increased operational costs related to the natural aging of equipment and the related costs required to provide maintenance, upgrades or replacements to such equipment to insure safe and reliable utility operations.

**Market:** The market values of securities or other investments owned by the Fund will go up or down, sometimes rapidly or unpredictably. The market value of a security or other investment may be reduced by market activity or other results of supply and demand unrelated to the issuer. This is a basic risk associated with all investments. When there are more sellers than buyers, prices tend to fall. Likewise, when there are more buyers than sellers, prices tend to rise.

The global outbreak of the novel strain of coronavirus, COVID-19 and its subsequent variants, has resulted in market closures and dislocations, extreme volatility, liquidity constraints and increased trading costs. The long-term impact on economies, markets, industries and individual issuers is not known. Some sectors of the economy and individual issuers have experienced or may experience particularly large losses. Periods of extreme volatility in the financial markets; reduced liquidity of many instruments; and disruptions to supply chains, consumer demand and employee availability, may continue for some time.

Stock prices tend to go up and down more dramatically than those of debt securities. A slower-growth or recessionary economic environment could have an adverse effect on the prices of the various stocks held by the Fund.

**Concentration:** To the extent the Fund concentrates in a specific industry, a group of industries, sector or type of investment, the Fund will carry much greater risks of adverse developments and price movements in such industries, sectors or investments than a fund that invests in a wider variety of industries, sectors or investments. There is also the risk that the Fund will perform poorly during a slump in demand for securities of companies in such industries or sectors.

**Management:** The Fund is subject to management risk because it is an actively managed investment portfolio. The Fund's investment manager applies investment techniques and risk analyses in making investment decisions for the Fund, but there can be no guarantee that these decisions will produce the desired results.

**Cybersecurity:** Cybersecurity incidents, both intentional and unintentional, may allow an unauthorized party to gain access to Fund assets, Fund or customer data (including private shareholder information), or proprietary information, cause the Fund, the investment manager, and/or their service providers (including, but not limited to, Fund accountants, custodians, sub-custodians, transfer agents and financial intermediaries) to suffer data breaches, data corruption or loss of operational functionality or prevent Fund investors from purchasing, redeeming or exchanging shares or receiving distributions. The investment manager has limited ability to prevent or mitigate cybersecurity incidents affecting third party service providers, and such third party service providers may have limited indemnification obligations to the Fund or the investment manager. Cybersecurity incidents may result in financial losses to the Fund and its shareholders, and substantial costs may be incurred in an effort to prevent or mitigate future cybersecurity incidents.

Issuers of securities in which the Fund invests are also subject to cybersecurity risks, and the value of these securities could decline if the issuers experience cybersecurity incidents.

Because technology is frequently changing, new ways to carry out cyber attacks are always developing. Therefore, there is a chance that some risks have not been identified or prepared for, or that an attack may not be detected, which puts limitations on the Fund's ability to plan for or respond to a cyber attack. Like other funds and business enterprises, the Fund, the investment manager, and their service providers are subject to the risk of cyber incidents occurring from time to time.

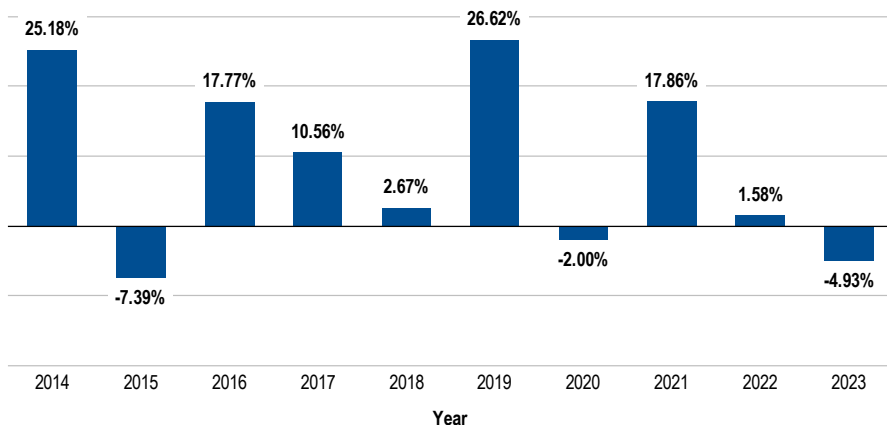
## Performance

The following bar chart and table provide some indication of the risks of investing in the Fund. The bar chart shows changes in the Fund's performance from year to year for Class A shares. The table shows how the Fund's average annual returns for 1 year, 5 years, 10 years or since inception, as applicable, compared with those of a broad measure of market performance. The Fund's past performance (before and after taxes) is not necessarily an indication of how the Fund will perform in the future. You can obtain updated performance information at [franklintempleton.com](http://franklintempleton.com) or by calling (800) DIAL BEN/342-5236.

The secondary index in the table below shows how the Fund's performance compares to a group of securities that reflects the broader equity markets universe.

Sales charges are not reflected in the bar chart, and if those charges were included, returns would be less than those shown.

## Class A Annual Total Returns



Best Quarter:	2016, Q1	14.75%
Worst Quarter:	2020, Q1	-14.80%

## Average Annual Total Returns

(figures reflect sales charges)

For periods ended December 31, 2023

	1 Year	5 Years	10 Years
<b>Franklin Utilities Fund - Class A</b>			
Return before taxes	-8.50%	6.33%	7.73%
Return after taxes on distributions	-9.83%	4.92%	6.37%
Return after taxes on distributions and sale of Fund shares	-4.10%	4.88%	6.02%
<b>Franklin Utilities Fund - Class A1</b>	-8.40%	6.43%	7.79%
<b>Franklin Utilities Fund - Class C</b>	-6.19%	6.73%	7.67%
<b>Franklin Utilities Fund - Class R</b>	-5.15%	6.89%	7.84%
<b>Franklin Utilities Fund - Class R6</b>	-4.61%	7.50%	8.47%
<b>Franklin Utilities Fund - Advisor Class</b>	-4.69%	7.41%	8.37%
S&P 500 Utilities Index (index reflects no deduction for fees, expenses or taxes)	-7.08%	7.11%	8.91%
S&P 500 Index (index reflects no deduction for fees, expenses or taxes)	26.29%	15.69%	12.03%

No one index is representative of the Fund's portfolio.

Historical performance for Class A shares in the bar chart and table above prior to their inception is based on the performance of Class A1 shares and has been adjusted to reflect differences in Rule 12b-1 fees between classes.

The figures in the average annual total returns table above reflect the Class A and Class A1 shares maximum front-end sales charge of 3.75%. Prior to March 1,

2019, Class A and Class A1 shares were subject to a maximum front-end sales charge of 4.25%. If the prior maximum front-end sales charge of 4.25% was reflected, performance for Class A and Class A1 shares in the average annual total returns table would be lower.

The after-tax returns presented in the table are calculated using the historical highest individual federal marginal income tax rates and do not reflect the impact of state and local taxes. Actual after-tax returns depend on an investor's tax situation and may differ from those shown. After-tax returns are not relevant to investors who hold their Fund shares through tax-advantaged arrangements, such as 401(k) plans or individual retirement accounts. After-tax returns are shown only for Class A and after-tax returns for other classes will vary.

## Investment Manager

Franklin Advisers, Inc. (Advisers or investment manager)

## Portfolio Managers

### **John Kohli, CFA**

Senior Vice President of Advisers and portfolio manager of the Fund since 1998.

### **Blair Schmicker, CFA**

Vice President of Advisers and portfolio manager of the Fund since 2009.

## Purchase and Sale of Fund Shares

You may purchase or redeem shares of the Fund on any business day online through our website at [franklintempleton.com](http://franklintempleton.com), by mail (Franklin Templeton Investor Services, P.O. Box 997152, Sacramento, CA 95899-7152), or by telephone at (800) 632-2301. For Class A, C and R, the minimum initial purchase for most accounts is \$1,000 (or \$25 under an automatic investment plan). Class R6 and Advisor Class are only available to certain qualified investors and the minimum initial investment will vary depending on the type of qualified investor, as described under "Your Account — Choosing a Share Class — Qualified Investors — Class R6" and "— Advisor Class" in the Fund's prospectus. There is no minimum investment for subsequent purchases.

## Taxes

The Fund's distributions are generally taxable to you as ordinary income, capital gains, or some combination of both, unless you are investing through a tax-advantaged arrangement, such as a 401(k) plan or an individual retirement account, in which case your distributions would generally be taxed when withdrawn from the tax-advantaged account.

## Payments to Broker-Dealers and Other Financial Intermediaries

If you purchase shares of the Fund through a broker-dealer or other financial intermediary (such as a bank), the Fund and its related companies may pay the intermediary for the sale of Fund shares and related services. These payments may create a conflict of interest by influencing the broker-dealer or other intermediary and your salesperson to recommend the Fund over another investment. Ask your financial advisor or visit your financial intermediary's website for more information.

# Franklin DynaTech Fund

## Investment Goal

The Fund's investment goal is capital appreciation.

## Principal Investment Policies and Practices

Under normal market conditions, the Fund seeks investments primarily in equity securities of companies that the investment manager believes are leaders in innovation, take advantage of new technologies, have superior management, and benefit from new industry conditions in the dynamically changing global economy. The Fund invests predominantly in common stock.

In pursuing these objectives, the investment manager may invest in companies in any economic sector or of any market capitalization and may invest in companies both inside and outside of the United States. An equity security represents a proportionate share, or the right to acquire a proportionate share, of the ownership of a company; its value is based on the success of the company's business and the value of its assets, as well as general market conditions. Common stocks and preferred stocks are examples of equity securities.

Although the investment manager searches for investments across a large number of sectors, it expects to have significant positions in particular sectors. These sectors may include, for example, technology (including software and internet) and health care (including biotechnology). Due to market appreciation, the Fund's investment in an industry sector or the securities of a single company may come to represent a significant portion of the Fund's portfolio. Nevertheless, the investment manager will maintain such a position so long as it believes that the company or industry continues to meet its investment guidelines.

## Portfolio Selection

The investment manager uses fundamental, "bottom-up" research to seek companies meeting its criteria of growth potential, quality and valuation. In seeking sustainable growth characteristics, the investment manager looks for companies it believes can produce sustainable earnings and cash flow growth, evaluating the long-term market opportunity and competitive structure of an industry to target leaders and emerging leaders. The investment manager defines quality companies as those with strong and improving competitive positions in attractive markets. The investment manager also believes important attributes of quality are experienced and talented management teams as well as financial strength reflected in the capital structure, gross and operating margins, free cash flow generation and returns on capital employed. The investment manager's valuation analysis includes a range of potential outcomes based on an assessment of multiple scenarios. In assessing value, the investment manager considers whether security prices fully

reflect the balance of the sustainable growth opportunities relative to business and financial risks.

Alongside traditional financial and economic analyses, the investment manager assesses the potential impacts of material environmental, social and governance (ESG) factors on a company, which the investment manager believes provide a measure of the company's sustainability. In analyzing ESG factors, the investment manager assesses whether a company's practices pose a material financial risk or opportunity. Consideration of ESG factors and risks is only one component of the investment manager's assessment of eligible investments and may not be a determinative factor in the investment manager's final decision on whether to invest in a security. In addition, the weight given to ESG factors may vary across types of investments, industries, regions and issuers and ESG factors and weights considered may change over time. In certain circumstances, there may be times when not every investment is assessed for ESG factors and, when they are, not every ESG factor may be identified or evaluated.

### Temporary Investments

When the investment manager believes market or economic conditions are unfavorable for investors, the investment manager may invest up to 100% of the Fund's assets in a temporary defensive manner by holding all or a substantial portion of its assets in cash, cash equivalents or other high quality short-term investments. Temporary defensive investments generally may include short-term U.S. government securities, high grade commercial paper, bank obligations, repurchase agreements, money market fund shares (including shares of an affiliated money market fund), and other money market instruments. The investment manager also may invest in these types of securities or hold cash while looking for suitable investment opportunities or to maintain liquidity. In these circumstances, the Fund may be unable to achieve its investment goal.

### Principal Risks

**Market:** The market values of securities or other investments owned by the Fund will go up or down, sometimes rapidly or unpredictably. The Fund's investments may decline in value due to factors affecting individual issuers (such as the results of supply and demand), or sectors within the securities markets. The value of a security or other investment also may go up or down due to general market conditions that are not specifically related to a particular issuer, such as real or perceived adverse economic conditions, changes in interest rates or exchange rates, or adverse investor sentiment generally. Furthermore, events involving limited liquidity, defaults, non-performance or other adverse developments that affect one industry, such as the financial services industry, or concerns or rumors about any events of these kinds, have in the past and may in the future lead to market-wide liquidity problems, may spread to other industries, and could



negatively affect the value and liquidity of the Fund's investments. In addition, unexpected events and their aftermaths, such as the spread of diseases; natural, environmental or man-made disasters; financial, political or social disruptions; terrorism and war; and other tragedies or catastrophes, can cause investor fear and panic, which can adversely affect the economies of many companies, sectors, nations, regions and the market in general, in ways that cannot necessarily be foreseen. During a general downturn in the securities markets, multiple asset classes may decline in value. When markets perform well, there can be no assurance that securities or other investments held by the Fund will participate in or otherwise benefit from the advance.

The global outbreak of the novel strain of coronavirus, COVID-19 and its subsequent variants, has resulted in market closures and dislocations, extreme volatility, liquidity constraints and increased trading costs. The long-term impact on economies, markets, industries and individual issuers is not known. Some sectors of the economy and individual issuers have experienced or may experience particularly large losses. Periods of extreme volatility in the financial markets; reduced liquidity of many instruments; and disruptions to supply chains, consumer demand and employee availability, may continue for some time. The U.S. government and the Federal Reserve, as well as certain foreign governments and central banks, have taken extraordinary action to support local and global economies and the financial markets in response to the COVID-19 pandemic. This and other government interventions into the economy and financial markets may not work as intended, and have resulted in a large expansion of government deficits and debt, the long term consequences of which are not known. In addition, the COVID-19 pandemic, and measures taken to mitigate its effects, could result in disruptions to the services provided to the Fund by its service providers.

Stock prices tend to go up and down more dramatically than those of debt securities. A slower-growth or recessionary economic environment could have an adverse effect on the prices of the various stocks held by the Fund.

**Management:** The Fund is actively managed and could experience losses (realized and unrealized) if the investment manager's judgment about markets, interest rates or the attractiveness, relative values, liquidity, or potential appreciation of particular investments made for the Fund's portfolio prove to be incorrect. The Fund could also experience losses if there are imperfections, errors or limitations in the models, tools, and data used by the investment manager or if the investment manager's techniques or investment decisions do not produce the desired results. Additionally, legislative, regulatory, or tax developments may affect the investment techniques available to the investment manager in connection with managing the Fund and may also adversely affect the ability of the Fund to achieve its investment goal.

**Growth Style Investing:** Growth stock prices reflect projections of future earnings or revenues, and can, therefore, fall dramatically if the company fails to meet those projections. Growth stocks may be more expensive relative to their current earnings or assets compared to value or other stocks, and if earnings growth expectations moderate, their valuations may return to more typical norms, causing their stock prices to fall. Prices of these companies' securities may be more volatile than other securities, particularly over the short term. In addition, investment styles can go in and out of favor, which could cause additional volatility in the prices of the Fund's portfolio holdings.

**Focus:** To the extent that the Fund focuses on particular countries, regions, industries, sectors or types of investments from time to time, the Fund may be subject to greater risks of adverse developments in such areas of focus than a fund that invests in a wider variety of countries, regions, industries, sectors or investments.

**Technology companies:** Companies in the technology sector have historically been volatile due to the rapid pace of product change and development within the sector. For example, their products and services may not prove commercially successful or may become obsolete quickly. In addition, delays in or cancellation of the release of anticipated products or services may also affect the price of a technology company's stock. Technology companies are subject to significant competitive pressures, such as new market entrants, aggressive pricing and tight profit margins. The activities of these companies may also be adversely affected by changes in government regulations, worldwide technological developments or investor perception of a company and/or its products or services. The stock prices of companies operating within this sector may be subject to abrupt or erratic movements.

**Healthcare companies:** The activities of healthcare companies may be funded or subsidized by federal and state governments. If government funding and subsidies are reduced or discontinued, the profitability of these companies could be adversely affected. Healthcare companies may also be affected by government policies on healthcare reimbursements, regulatory approval for new drugs and medical products, and similar matters. They are also subject to legislative risk, i.e., the risks associated with the reform of the healthcare system through legislation.

**Small and Mid Capitalization Companies:** While small and mid capitalization companies may offer substantial opportunities for capital growth, they also may involve more risks than larger companies. Historically, securities issued by small and mid capitalization companies have been more volatile in price than securities that are issued by larger companies, especially over the short term. Among the reasons for the greater price volatility are the less certain growth prospects of small and mid capitalization companies, the lower degree of liquidity in the markets for

such securities, and the greater sensitivity of small and mid capitalization companies to changing economic conditions.

In addition, small and mid capitalization companies may lack depth of management, be unable to generate funds necessary for growth or development, have limited product lines or be developing or marketing new products or services for which markets are not yet established and may never become established. Small and mid capitalization companies may be particularly affected by interest rate increases, as they may find it more difficult to borrow money to continue or expand operations, or may have difficulty in repaying loans, particularly those with floating interest rates.

**Foreign Securities (non-U.S.):** Investing in foreign securities typically involves more risks than investing in U.S. securities, including risks related to currency exchange rates and policies, country or government specific issues, less favorable trading practices or regulation and greater price volatility. Certain of these risks also may apply to securities of U.S. companies with significant foreign operations.

**Currency exchange rates:** Foreign securities may be issued and traded in foreign currencies. As a result, their market values in U.S. dollars may be affected by changes in exchange rates between such foreign currencies and the U.S. dollar, as well as between currencies of countries other than the U.S. For example, if the value of the U.S. dollar goes up compared to a foreign currency, an investment traded in that foreign currency will go down in value because it will be worth fewer U.S. dollars. The Fund accrues additional expenses when engaging in currency exchange transactions, and valuation of the Fund's foreign securities may be subject to greater risk because both the currency (relative to the U.S. dollar) and the security must be considered.

**Political and economic developments:** The political, economic and social policies or structures of some foreign countries may be less stable and more volatile than those in the United States. Investments in these countries may be subject to greater risks of internal and external conflicts, expropriation, nationalization of assets, foreign exchange controls (such as suspension of the ability to transfer currency from a given country), restrictions on removal of assets, political or social instability, military action or unrest, diplomatic developments, currency devaluations, foreign ownership limitations, and substantial, punitive or confiscatory tax increases. It is possible that a government may take over the assets or operations of a company or impose restrictions on the exchange or export of currency or other assets. Some countries also may have different legal systems that may make it difficult or expensive for the Fund to vote proxies, exercise shareholder rights, and pursue legal remedies with respect to its foreign investments. Diplomatic and political developments could affect the economies, industries, and securities and currency markets of the countries in which the Fund is invested. These developments include rapid and adverse political changes;

social instability; regional conflicts; sanctions imposed by the United States, other nations or other governmental entities, including supranational entities; terrorism; and war. In addition, such developments could contribute to the devaluation of a country's currency, a downgrade in the credit ratings of issuers in such country, or a decline in the value and liquidity of securities of issuers in that country. An imposition of sanctions upon, or other government actions impacting, certain issuers in a country could result in (i) an immediate freeze of that issuer's securities, impairing the ability of the Fund to buy, sell, receive or deliver those securities or (ii) other limitations on the Fund's ability to invest or hold such securities. These factors would affect the value of the Fund's investments and are extremely difficult, if not impossible, to predict and take into account with respect to the Fund's investments.

**Trading practices:** Brokerage commissions, withholding taxes, custodial fees, and other fees generally are higher in foreign markets. The policies and procedures followed by foreign stock exchanges, currency markets, trading systems and brokers may differ from those applicable in the United States, with possibly negative consequences to the Fund. The procedures and rules governing foreign trading, settlement and custody (holding of the Fund's assets) also may result in losses or delays in payment, delivery or recovery of money or other property. Foreign government supervision and regulation of foreign securities and currency markets and trading systems may be less than or different from government supervision in the United States, and may increase the Fund's regulatory and compliance burden and/or decrease the Fund's investor rights and protections.

**Availability of information:** Foreign issuers may not be subject to the same disclosure, accounting, auditing and financial reporting standards and practices as U.S. issuers. Thus, there may be less information publicly available about foreign issuers than about most U.S. issuers. In addition, information provided by foreign issuers may be less timely or less reliable than information provided by U.S. issuers.

**Limited markets:** Certain foreign securities may be less liquid (harder to sell) and their prices may be more volatile than many U.S. securities. Illiquidity tends to be greater, and valuation of the Fund's foreign securities may be more difficult, due to the infrequent trading and/or delayed reporting of quotes and sales.

**Regional:** Adverse conditions in a certain region or country can adversely affect securities of issuers in other countries whose economies appear to be unrelated. To the extent that the Fund invests a significant portion of its assets in a specific geographic region or a particular country, the Fund will generally have more exposure to the economic risks affecting that specific geographic region or country. In the event of economic or political turmoil or a deterioration of diplomatic relations in a region or country where a substantial portion of the Fund's assets are invested,

the Fund may experience substantial illiquidity or reduction in the value of the Fund's investments.

**Emerging market countries:** The Fund's investments in securities of issuers in emerging market countries are subject to all of the risks of foreign investing generally, and have additional heightened risks due to a lack of established legal, political, business and social frameworks to support securities markets. Some of the additional significant risks include:

- less social, political and economic stability;
- a higher possibility of the devaluation of a country's currency, a downgrade in the credit ratings of issuers in such country, or a decline in the value and liquidity of securities of issuers in that country if the United States, other nations or other governmental entities (including supranational entities) impose sanctions on issuers that limit or restrict foreign investment, the movement of assets or other economic activity in the country due to political, military or regional conflicts or due to terrorism or war;
- smaller securities markets with low or non-existent trading volume and greater illiquidity and price volatility;
- more restrictive national policies on foreign investment, including restrictions on investment in issuers or industries deemed sensitive to national interests;
- less transparent and established taxation policies;
- less developed regulatory or legal structures governing private and foreign investment or allowing for judicial redress for injury to private property, such as bankruptcy;
- less familiarity with a capital market structure or market-oriented economy and more widespread corruption and fraud;
- less financial sophistication, creditworthiness and/or resources possessed by, and less government regulation of, the financial institutions and issuers with which the Fund transacts;
- less government supervision and regulation of business and industry practices, stock exchanges, brokers and listed companies than in the U.S.;
- greater concentration in a few industries resulting in greater vulnerability to regional and global trade conditions;
- higher rates of inflation and more rapid and extreme fluctuations in inflation rates;

- greater sensitivity to interest rate changes (for example, a higher interest rate environment can make it more difficult for emerging market governments to service their existing debt);
- increased volatility in currency exchange rates and potential for currency devaluations and/or currency controls;
- greater debt burdens relative to the size of the economy;
- more delays in settling portfolio transactions and heightened risk of loss from share registration and custody practices; and
- less assurance that when favorable economic developments occur, they will not be slowed or reversed by unanticipated economic, political or social events in such countries.

Because of the above factors, the Fund's investments in emerging market countries may be subject to greater price volatility and illiquidity than investments in developed markets.

**ESG Considerations:** ESG considerations are one of a number of factors that the investment manager examines when considering investments for the Fund's portfolio. In light of this, the issuers in which the Fund invests may not be considered ESG-focused issuers and may have lower or adverse ESG assessments. Consideration of ESG factors may affect the Fund's exposure to certain issuers or industries and may not work as intended. In addition, ESG considerations assessed as part of the Fund's investment process may vary across types of eligible investments and issuers. In certain circumstances, there may be times when not every investment is assessed for ESG factors and, when they are, not every ESG factor may be identified or evaluated. The investment manager's assessment of an issuer's ESG factors is subjective and will likely differ from that of investors, third party service providers (e.g., ratings providers) and other funds. As a result, securities selected by the investment manager may not reflect the beliefs and values of any particular investor. The investment manager also may be dependent on the availability of timely, complete and accurate ESG data reported by issuers and/or third-party research providers, the timeliness, completeness and accuracy of which is out of the investment manager's control. ESG factors are often not uniformly measured or defined, which could impact the investment manager's ability to assess an issuer. While the investment manager views ESG considerations as having the potential to contribute to the Fund's long-term performance, there is no guarantee that such results will be achieved.

**Cybersecurity:** Cybersecurity incidents, both intentional and unintentional, may allow an unauthorized party to gain access to Fund assets, Fund or customer data (including private shareholder information), or proprietary information, cause the Fund, the investment manager, and/or their service providers (including, but not

limited to, Fund accountants, custodians, sub-custodians, transfer agents and financial intermediaries) to suffer data breaches, data corruption or loss of operational functionality or prevent Fund investors from purchasing, redeeming or exchanging shares or receiving distributions. The investment manager has limited ability to prevent or mitigate cybersecurity incidents affecting third party service providers, and such third party service providers may have limited indemnification obligations to the Fund or the investment manager. Cybersecurity incidents may result in financial losses to the Fund and its shareholders, and substantial costs may be incurred in an effort to prevent or mitigate future cybersecurity incidents. Issuers of securities in which the Fund invests are also subject to cybersecurity risks, and the value of these securities could decline if the issuers experience cybersecurity incidents.

Because technology is frequently changing, new ways to carry out cyber attacks are always developing. Therefore, there is a chance that some risks have not been identified or prepared for, or that an attack may not be detected, which puts limitations on the Fund's ability to plan for or respond to a cyber attack. Like other funds and business enterprises, the Fund, the investment manager, and their service providers are subject to the risk of cyber incidents occurring from time to time.

More detailed information about the Fund and its policies and risks can be found in the Fund's Statement of Additional Information (SAI).

A description of the Fund's policies and procedures regarding the release of portfolio holdings information is also available in the Fund's SAI. Portfolio holdings information can be viewed online at [franklintempleton.com](http://franklintempleton.com).

## Management

Franklin Advisers, Inc. (Advisers or investment manager), One Franklin Parkway, San Mateo, CA 94403-1906, is the Fund's investment manager. Advisers is a wholly-owned subsidiary of Franklin Resources, Inc. (Resources). Together, Advisers and its affiliates manage, as of December 31, 2023, approximately \$1.45 trillion in assets, and have been in the investment management business since 1947.

The Fund is managed by a team of dedicated professionals focused on investments in scientific, technological or fast-growing industries. The portfolio managers of the team are as follows:

### **Matthew J. Moberg, CPA Senior Vice President of Advisers**

Mr. Moberg has been the lead portfolio manager of the Fund since 2004. He has final authority over all aspects of the Fund's investment portfolio, including but not limited to, purchases and sales of individual securities, portfolio risk assessment, and the management of daily cash balances in accordance with anticipated

investment management requirements. The degree to which he may perform these functions, and the nature of these functions, may change from time to time. He joined Franklin Templeton in 1998.

### **Rupert H. Johnson, Jr. Director of Advisers**

Mr. Johnson has been a portfolio manager of the Fund since its inception, providing research and advice on the purchases and sales of individual securities, and portfolio risk assessment. He joined Franklin Templeton in 1965.

The Fund's SAI provides additional information about portfolio manager compensation, other accounts that they manage and their ownership of Fund shares.

The Fund pays Advisers a fee for managing the Fund's assets.

Advisers has agreed to reduce its fees to reflect reduced services resulting from the Fund's investments in Franklin Templeton affiliated funds. In addition, transfer agency fees on Class R6 shares of the Fund have been capped so that transfer agency fees for that class do not exceed 0.03%. These arrangements are expected to continue until January 31, 2025. During the terms, the fee waiver and expense reimbursement agreements may not be terminated or amended without approval of the board of trustees except to add series or classes, to reflect the extension of termination dates or to lower the waiver and expense limitation.

For the fiscal year ended September 30, 2023, the Fund paid Advisers an effective management fee of 0.44% of the Fund's average net assets for investment management services.

A discussion regarding the basis for the board of trustees' approval of the Fund's investment management agreement is available in the Fund's annual report for the period ended September 30, 2023.

### **Manager of Managers Structure**

The investment manager and the Trust have received an exemptive order from the SEC that allows the Fund to operate in a "manager of managers" structure whereby the investment manager can appoint and replace both wholly-owned and unaffiliated sub-advisors, and enter into, amend and terminate sub-advisory agreements with such sub-advisors, each subject to board approval but without obtaining prior shareholder approval (Manager of Managers Structure). The Fund will, however, inform shareholders of the hiring of any new sub-advisor within 90 days after the hiring. The SEC exemptive order provides the Fund with greater flexibility and efficiency and alleviates the need for the Fund to incur the expense and delays associated with obtaining shareholder approval of such sub-advisory agreements.

The use of the Manager of Managers Structure with respect to the Fund is subject to certain conditions that are set forth in the SEC exemptive order. Under the



Manager of Managers Structure, the investment manager has the ultimate responsibility, subject to oversight by the Fund's board of trustees, to oversee sub-advisors and recommend their hiring, termination and replacement. The investment manager will also, subject to the review and approval of the Fund's board of trustees: set the Fund's overall investment strategy; evaluate, select and recommend sub-advisors to manage all or a portion of the Fund's assets; and implement procedures reasonably designed to ensure that each sub-advisor complies with the Fund's investment goal, policies and restrictions. Subject to review by the Fund's board of trustees, the investment manager will allocate and, when appropriate, reallocate the Fund's assets among sub-advisors and monitor and evaluate the sub-advisors' performance.

## Financial Highlights

The Financial Highlights present the Fund's financial performance for the past five years or since its inception. Certain information reflects financial results for a single Fund share. The total returns represent the rate that an investor would have earned or lost on an investment in the Fund assuming reinvestment of dividends and capital gains. This information has been audited by PricewaterhouseCoopers LLP, an independent registered public accounting firm, whose report, along with the Fund's financial statements, are included in the annual report, which is available upon request.

## Franklin DynaTech Fund - Class A

	Year Ended September 30,				
	2023	2022	2021	2020	2019
Per share operating performance (for a share outstanding throughout the year)					
Net asset value, beginning of year	\$92.78	\$157.23	\$121.24	\$82.84	\$81.16
Income from investment operations <sup>a</sup> :					
Net investment (loss) <sup>b</sup>	(0.38)	(0.64)	(0.82)	(0.38)	(0.20)
Net realized and unrealized gains (losses)	24.02	(61.59)	36.81	39.44	3.79
Total from investment operations	23.64	(62.23)	35.99	39.06	3.59
Less distributions from:					
Net realized gains	—	(2.22)	—	(0.66)	(1.91)
<b>Net asset value, end of year</b>	<b>\$116.42</b>	<b>\$92.78</b>	<b>\$157.23</b>	<b>\$121.24</b>	<b>\$82.84</b>
Total return <sup>c</sup>	25.47%	(40.15)%	29.68%	47.47%	4.77%
Ratios to average net assets					
Expenses before waiver and payments by affiliates	0.83%	0.82%	0.79%	0.85%	0.86%
Expenses net of waiver and payments by affiliates <sup>d</sup>	0.83% <sup>e</sup>	0.82% <sup>e</sup>	0.79% <sup>e</sup>	0.84%	0.85%
Net investment (loss)	(0.35)%	(0.50)%	(0.56)%	(0.39)%	(0.26)%
Supplemental data					
Net assets, end of year (000's)	\$8,669,145	\$7,214,315	\$12,129,483	\$8,378,574	\$4,504,434
Portfolio turnover rate	15.29%	40.72%	18.77%	13.82%	20.01%

a. The amount shown for a share outstanding throughout the period may not correlate with the Statement of Operations for the period due to the timing of sales and repurchases of the Fund's shares in relation to income earned and/or fluctuating fair value of the investments of the Fund.

b. Based on average daily shares outstanding.

c. Total return does not reflect sales commissions or contingent deferred sales charges, if applicable.

d. Benefit of expense reduction rounds to less than 0.01%.

e. Benefit of waiver and payments by affiliates rounds to less than 0.01%.

## Franklin DynaTech Fund - Class C

	Year Ended September 30,				
	2023	2022	2021	2020	2019
Per share operating performance (for a share outstanding throughout the year)					
Net asset value, beginning of year	\$74.75	\$128.06	\$99.49	\$68.60	\$68.07
Income from investment operations <sup>a</sup> :					
Net investment (loss) <sup>b</sup>	(0.95)	(1.29)	(1.55)	(0.91)	(0.66)
Net realized and unrealized gains (losses)	19.29	(49.80)	30.12	32.46	3.10
Total from investment operations	18.34	(51.09)	28.57	31.55	2.44
Less distributions from:					
Net realized gains	—	(2.22)	—	(0.66)	(1.91)
<b>Net asset value, end of year</b>	<b>\$93.09</b>	<b>\$74.75</b>	<b>\$128.06</b>	<b>\$99.49</b>	<b>\$68.60</b>
Total return <sup>c</sup>	24.55%	(40.60)%	28.72%	46.37%	3.97%
Ratios to average net assets					
Expenses before waiver and payments by affiliates	1.58%	1.57%	1.54%	1.60%	1.61%
Expenses net of waiver and payments by affiliates <sup>d</sup>	1.58% <sup>e</sup>	1.57% <sup>e</sup>	1.54% <sup>e</sup>	1.59%	1.60%
Net investment (loss)	(1.10)%	(1.26)%	(1.31)%	(1.14)%	(1.01)%
Supplemental data					
Net assets, end of year (000's)	\$774,154	\$715,976	\$1,339,016	\$1,095,702	\$597,927
Portfolio turnover rate	15.29%	40.72%	18.77%	13.82%	20.01%

a. The amount shown for a share outstanding throughout the period may not correlate with the Statement of Operations for the period due to the timing of sales and repurchases of the Fund's shares in relation to income earned and/or fluctuating fair value of the investments of the Fund.

b. Based on average daily shares outstanding.

c. Total return does not reflect sales commissions or contingent deferred sales charges, if applicable.

d. Benefit of expense reduction rounds to less than 0.01%.

e. Benefit of waiver and payments by affiliates rounds to less than 0.01%.

## Franklin DynaTech Fund - Class R

	Year Ended September 30,				
	2023	2022	2021	2020	2019
Per share operating performance (for a share outstanding throughout the year)					
Net asset value, beginning of year	\$89.14	\$151.52	\$117.13	\$80.26	\$78.88
Income from investment operations <sup>a</sup> :					
Net investment (loss) <sup>b</sup>	(0.62)	(0.91)	(1.14)	(0.60)	(0.39)
Net realized and unrealized gains (losses)	23.05	(59.25)	35.53	38.13	3.68
Total from investment operations	22.43	(60.16)	34.39	37.53	3.29
Less distributions from:					
Net realized gains	—	(2.22)	—	(0.66)	(1.91)
<b>Net asset value, end of year</b>	<b>\$111.57</b>	<b>\$89.14</b>	<b>\$151.52</b>	<b>\$117.13</b>	<b>\$80.26</b>
Total return	25.16%	(40.29)%	29.36%	47.09%	4.52%
Ratios to average net assets					
Expenses before waiver and payments by affiliates	1.08%	1.07%	1.04%	1.10%	1.11%
Expenses net of waiver and payments by affiliates <sup>c</sup>	1.08% <sup>d</sup>	1.07% <sup>d</sup>	1.04% <sup>d</sup>	1.09%	1.10%
Net investment (loss)	(0.60)%	(0.75)%	(0.81)%	(0.63)%	(0.51)%
Supplemental data					
Net assets, end of year (000's)	\$212,068	\$188,831	\$311,646	\$221,041	\$123,721
Portfolio turnover rate	15.29%	40.72%	18.77%	13.82%	20.01%

a. The amount shown for a share outstanding throughout the period may not correlate with the Statement of Operations for the period due to the timing of sales and repurchases of the Fund's shares in relation to income earned and/or fluctuating fair value of the investments of the Fund.

b. Based on average daily shares outstanding.

c. Benefit of expense reduction rounds to less than 0.01%.

d. Benefit of waiver and payments by affiliates rounds to less than 0.01%.

## Franklin DynaTech Fund - Class R6

	Year Ended September 30,				
	2023	2022	2021	2020	2019
Per share operating performance (for a share outstanding throughout the year)					
Net asset value, beginning of year	\$97.95	\$165.26	\$127.01	\$86.46	\$84.31
Income from investment operations <sup>a</sup> :					
Net investment income (loss) <sup>b</sup>	— <sup>c</sup>	(0.18)	(0.36)	(0.05)	0.07
Net realized and unrealized gains (losses)	25.40	(64.91)	38.61	41.26	3.99
Total from investment operations	25.40	(65.09)	38.25	41.21	4.06
Less distributions from:					
Net realized gains	—	(2.22)	—	(0.66)	(1.91)
<b>Net asset value, end of year</b>	<b>\$123.35</b>	<b>\$97.95</b>	<b>\$165.26</b>	<b>\$127.01</b>	<b>\$86.46</b>
Total return	25.92%	(39.92)%	30.12%	47.97%	5.15%
Ratios to average net assets					
Expenses before waiver and payments by affiliates	0.48%	0.46%	0.46%	0.50%	0.51%
Expenses net of waiver and payments by affiliates <sup>d</sup>	0.47%	0.45%	0.46% <sup>e</sup>	0.50% <sup>e</sup>	0.50%
Net investment income (loss)	—% <sup>f</sup>	(0.13)%	(0.23)%	(0.05)%	0.09%
Supplemental data					
Net assets, end of year (000's)	\$7,515,703	\$6,322,021	\$9,820,184	\$5,817,028	\$2,473,942
Portfolio turnover rate	15.29%	40.72%	18.77%	13.82%	20.01%

a. The amount shown for a share outstanding throughout the period may not correlate with the Statement of Operations for the period due to the timing of sales and repurchases of the Fund's shares in relation to income earned and/or fluctuating fair value of the investments of the Fund.

b. Based on average daily shares outstanding.

c. Amount rounds to less than \$0.01 per share.

d. Benefit of expense reduction rounds to less than 0.01%.

e. Benefit of waiver and payments by affiliates rounds to less than 0.01%.

f. Rounds to less than 0.01%.

## Franklin DynaTech Fund - Advisor Class

	Year Ended September 30,				
	2023	2022	2021	2020	2019
Per share operating performance (for a share outstanding throughout the year)					
Net asset value, beginning of year	\$96.64	\$163.27	\$125.58	\$85.58	\$83.56
Income from investment operations <sup>a</sup> :					
Net investment (loss) <sup>b</sup>	(0.11)	(0.34)	(0.48)	(0.15)	(0.01)
Net realized and unrealized gains (losses)	25.03	(64.07)	38.17	40.81	3.94
Total from investment operations	24.92	(64.41)	37.69	40.66	3.93
Less distributions from:					
Net realized gains	—	(2.22)	—	(0.66)	(1.91)
<b>Net asset value, end of year</b>	<b>\$121.56</b>	<b>\$96.64</b>	<b>\$163.27</b>	<b>\$125.58</b>	<b>\$85.58</b>
Total return	25.79%	(39.99)%	30.01%	47.83%	5.04%
Ratios to average net assets					
Expenses before waiver and payments by affiliates	0.58%	0.57%	0.54%	0.60%	0.61%
Expenses net of waiver and payments by affiliates <sup>c</sup>	0.58% <sup>d</sup>	0.57% <sup>d</sup>	0.54% <sup>d</sup>	0.59%	0.60%
Net investment (loss)	(0.10)%	(0.26)%	(0.32)%	(0.15)%	(0.01)%
Supplemental data					
Net assets, end of year (000's)	\$2,499,474	\$2,280,138	\$4,352,531	\$2,884,489	\$1,154,604
Portfolio turnover rate	15.29%	40.72%	18.77%	13.82%	20.01%

a. The amount shown for a share outstanding throughout the period may not correlate with the Statement of Operations for the period due to the timing of sales and repurchases of the Fund's shares in relation to income earned and/or fluctuating fair value of the investments of the Fund.

b. Based on average daily shares outstanding.

c. Benefit of expense reduction rounds to less than 0.01%.

d. Benefit of waiver and payments by affiliates rounds to less than 0.01%.

## Franklin Growth Fund

### Investment Goal

The Fund's investment goal is capital appreciation.

### Principal Investment Policies and Practices

Under normal market conditions, the Fund invests substantially in the equity securities of companies that are leaders in their industries. In selecting securities, the investment manager considers many factors, including historical and potential growth in revenues and earnings, assessment of strength and quality of management, and determination of a company's strategic positioning in its industry.

Although the Fund normally invests substantially in the equity securities (principally common stocks) of U.S.-based large and medium market capitalization companies, it may invest in companies in new and emerging industries where growth is expected to be above average and may invest up to 25% of its assets in smaller companies. For this Fund, small-cap companies are companies with market capitalizations not exceeding the highest market capitalization in the Russell 2000® Index at the time of purchase. The Fund may invest up to 40% of its assets in foreign securities and up to 10% of its assets in non-U.S. dollar denominated securities.

An equity security represents a proportionate share, or right to acquire a proportionate share, of the ownership of a company; its value is based on the success of the company's business and the value of its assets, as well as general market conditions. Common stocks and preferred stocks are examples of equity securities. Convertible securities generally are debt securities or preferred stock that may be converted into common stock after certain time periods or under certain circumstances. The Fund may invest in convertible securities without regard to the ratings assigned by ratings services.

The Fund's investment manager is a research driven, fundamental investor, generally pursuing a "buy-and-hold" growth strategy. The Fund has historically had low portfolio turnover, and its portfolio turnover is expected to be significantly lower than that of comparable actively managed equity funds. Because the Fund uses a "buy-and-hold" investment strategy the Fund's portfolio securities may have a higher level of unrealized capital appreciation than if the Fund did not use these strategies. During periods of net redemptions of Fund shares or when market conditions warrant, the investment manager may sell these securities, generating a higher level of taxable gain for shareholders than would occur if the Fund had not used these strategies.



Although the investment manager searches for investments across a large number of sectors, it expects to have significant positions in particular sectors. These sectors may include, for example, technology, health care and industrials. Due to market appreciation, the Fund's investment in an industry sector or the securities of a single company may come to represent a significant portion of the Fund's portfolio. Nevertheless, the investment manager will maintain such a position so long as it believes that the company or industry continues to meet its investment guidelines.

From time to time, the Fund may have a significant cash position.

### **Portfolio Selection**

The investment manager uses fundamental, "bottom-up" research to seek companies meeting its criteria of growth potential, quality and valuation. In seeking sustainable growth characteristics, the investment manager looks for companies it believes can produce sustainable earnings and cash flow growth, evaluating the long-term market opportunity and competitive structure of an industry. The investment manager defines quality companies as those with strong and improving competitive positions in attractive markets. The investment manager also believes important attributes of quality are experienced and talented management teams as well as financial strength reflected in the capital structure, gross and operating margins, free cash flow generation and returns on capital employed. The investment manager's valuation analysis includes a range of potential outcomes based on an assessment of multiple scenarios. In assessing value, the investment manager considers whether security prices fully reflect the balance of the sustainable growth opportunities relative to business and financial risks.

Alongside traditional financial and economic analyses, the investment manager assesses the potential impacts of material environmental, social and governance (ESG) factors on a company, which the investment manager believes provide a measure of the company's sustainability. In analyzing ESG factors, the investment manager assesses whether a company's practices pose a material financial risk or opportunity. Consideration of ESG factors and risks is only one component of the investment manager's assessment of eligible investments and may not be a determinative factor in the investment manager's final decision on whether to invest in a security. In addition, the weight given to ESG factors may vary across types of investments, industries, regions and issuers and ESG factors and weights considered may change over time. In certain circumstances, there may be times when not every investment is assessed for ESG factors and, when they are, not every ESG factor may be identified or evaluated.

### **Temporary Investments**

When the investment manager believes market or economic conditions are unfavorable for investors, the investment manager may invest up to 100% of the

Fund's assets in a temporary defensive manner by holding all or a substantial portion of its assets in cash, cash equivalents or other high quality short-term investments. Temporary defensive investments generally may include short-term U.S. government securities, high grade commercial paper, bank obligations, repurchase agreements, money market fund shares (including shares of an affiliated money market fund), and other money market instruments. The investment manager also may invest in these types of securities or hold cash while looking for suitable investment opportunities or to maintain liquidity. In these circumstances, the Fund may be unable to achieve its investment goal.

## Principal Risks

**Market:** The market values of securities or other investments owned by the Fund will go up or down, sometimes rapidly or unpredictably. The Fund's investments may decline in value due to factors affecting individual issuers (such as the results of supply and demand), or sectors within the securities markets. The value of a security or other investment also may go up or down due to general market conditions that are not specifically related to a particular issuer, such as real or perceived adverse economic conditions, changes in interest rates or exchange rates, or adverse investor sentiment generally. Furthermore, events involving limited liquidity, defaults, non-performance or other adverse developments that affect one industry, such as the financial services industry, or concerns or rumors about any events of these kinds, have in the past and may in the future lead to market-wide liquidity problems, may spread to other industries, and could negatively affect the value and liquidity of the Fund's investments. In addition, unexpected events and their aftermaths, such as the spread of diseases; natural, environmental or man-made disasters; financial, political or social disruptions; terrorism and war; and other tragedies or catastrophes, can cause investor fear and panic, which can adversely affect the economies of many companies, sectors, nations, regions and the market in general, in ways that cannot necessarily be foreseen. During a general downturn in the securities markets, multiple asset classes may decline in value. When markets perform well, there can be no assurance that securities or other investments held by the Fund will participate in or otherwise benefit from the advance.

The global outbreak of the novel strain of coronavirus, COVID-19 and its subsequent variants, has resulted in market closures and dislocations, extreme volatility, liquidity constraints and increased trading costs. The long-term impact on economies, markets, industries and individual issuers is not known. Some sectors of the economy and individual issuers have experienced or may experience particularly large losses. Periods of extreme volatility in the financial markets; reduced liquidity of many instruments; and disruptions to supply chains, consumer demand and employee availability, may continue for some time. The U.S. government and the Federal Reserve, as well as certain foreign governments and

central banks, have taken extraordinary action to support local and global economies and the financial markets in response to the COVID-19 pandemic. This and other government interventions into the economy and financial markets may not work as intended, and have resulted in a large expansion of government deficits and debt, the long term consequences of which are not known. In addition, the COVID-19 pandemic, and measures taken to mitigate its effects, could result in disruptions to the services provided to the Fund by its service providers.

Stock prices tend to go up and down more dramatically than those of debt securities. A slower-growth or recessionary economic environment could have an adverse effect on the prices of the various stocks held by the Fund.

**Focus:** To the extent that the Fund focuses on particular countries, regions, industries, sectors or types of investments from time to time, the Fund may be subject to greater risks of adverse developments in such areas of focus than a fund that invests in a wider variety of countries, regions, industries, sectors or investments.

**Technology companies:** Companies in the technology sector have historically been volatile due to the rapid pace of product change and development within the sector. For example, their products and services may not prove commercially successful or may become obsolete quickly. In addition, delays in or cancellation of the release of anticipated products or services may also affect the price of a technology company's stock. Technology companies are subject to significant competitive pressures, such as new market entrants, aggressive pricing and tight profit margins. The activities of these companies may also be adversely affected by changes in government regulations, worldwide technological developments or investor perception of a company and/or its products or services. The stock prices of companies operating within this sector may be subject to abrupt or erratic movements.

**Healthcare companies:** The activities of healthcare companies may be funded or subsidized by federal and state governments. If government funding and subsidies are reduced or discontinued, the profitability of these companies could be adversely affected. Healthcare companies may also be affected by government policies on healthcare reimbursements, regulatory approval for new drugs and medical products, and similar matters. They are also subject to legislative risk, i.e., the risks associated with the reform of the healthcare system through legislation.

**Industrials companies:** The stock prices of companies in the industrials sector are affected by supply and demand both for their specific product or service and for industrials sector products in general. Companies in the industrials sector may be adversely affected by changes in government regulation, world events and economic conditions. In addition, these companies are at risk for environmental damage and product liability claims. Companies in this sector could be adversely

affected by commodity price volatility, changes in exchange rates, imposition of export or import controls, increased competition, depletion of resources, technological developments and labor relations.

**Growth Style Investing:** Growth stock prices reflect projections of future earnings or revenues, and can, therefore, fall dramatically if the company fails to meet those projections. Growth stocks may be more expensive relative to their current earnings or assets compared to value or other stocks, and if earnings growth expectations moderate, their valuations may return to more typical norms, causing their stock prices to fall. Prices of these companies' securities may be more volatile than other securities, particularly over the short term. In addition, investment styles can go in and out of favor, which could cause additional volatility in the prices of the Fund's portfolio holdings.

**Foreign Securities (non-U.S.):** Investing in foreign securities typically involves more risks than investing in U.S. securities, including risks related to currency exchange rates and policies, country or government specific issues, less favorable trading practices or regulation and greater price volatility. Certain of these risks also may apply to securities of U.S. companies with significant foreign operations.

**Currency exchange rates:** Foreign securities may be issued and traded in foreign currencies. As a result, their market values in U.S. dollars may be affected by changes in exchange rates between such foreign currencies and the U.S. dollar, as well as between currencies of countries other than the U.S. For example, if the value of the U.S. dollar goes up compared to a foreign currency, an investment traded in that foreign currency will go down in value because it will be worth fewer U.S. dollars. The Fund accrues additional expenses when engaging in currency exchange transactions, and valuation of the Fund's foreign securities may be subject to greater risk because both the currency (relative to the U.S. dollar) and the security must be considered.

**Political and economic developments:** The political, economic and social policies or structures of some foreign countries may be less stable and more volatile than those in the United States. Investments in these countries may be subject to greater risks of internal and external conflicts, expropriation, nationalization of assets, foreign exchange controls (such as suspension of the ability to transfer currency from a given country), restrictions on removal of assets, political or social instability, military action or unrest, diplomatic developments, currency devaluations, foreign ownership limitations, and substantial, punitive or confiscatory tax increases. It is possible that a government may take over the assets or operations of a company or impose restrictions on the exchange or export of currency or other assets. Some countries also may have different legal systems that may make it difficult or expensive for the Fund to vote proxies, exercise shareholder rights, and pursue legal remedies with respect to its foreign investments. Diplomatic and political developments could affect the economies,

industries, and securities and currency markets of the countries in which the Fund is invested. These developments include rapid and adverse political changes; social instability; regional conflicts; sanctions imposed by the United States, other nations or other governmental entities, including supranational entities; terrorism; and war. In addition, such developments could contribute to the devaluation of a country's currency, a downgrade in the credit ratings of issuers in such country, or a decline in the value and liquidity of securities of issuers in that country. An imposition of sanctions upon, or other government actions impacting, certain issuers in a country could result in (i) an immediate freeze of that issuer's securities, impairing the ability of the Fund to buy, sell, receive or deliver those securities or (ii) other limitations on the Fund's ability to invest or hold such securities. These factors would affect the value of the Fund's investments and are extremely difficult, if not impossible, to predict and take into account with respect to the Fund's investments.

**Trading practices:** Brokerage commissions, withholding taxes, custodial fees, and other fees generally are higher in foreign markets. The policies and procedures followed by foreign stock exchanges, currency markets, trading systems and brokers may differ from those applicable in the United States, with possibly negative consequences to the Fund. The procedures and rules governing foreign trading, settlement and custody (holding of the Fund's assets) also may result in losses or delays in payment, delivery or recovery of money or other property. Foreign government supervision and regulation of foreign securities and currency markets and trading systems may be less than or different from government supervision in the United States, and may increase the Fund's regulatory and compliance burden and/or decrease the Fund's investor rights and protections.

**Availability of information:** Foreign issuers may not be subject to the same disclosure, accounting, auditing and financial reporting standards and practices as U.S. issuers. Thus, there may be less information publicly available about foreign issuers than about most U.S. issuers. In addition, information provided by foreign issuers may be less timely or less reliable than information provided by U.S. issuers.

**Limited markets:** Certain foreign securities may be less liquid (harder to sell) and their prices may be more volatile than many U.S. securities. Illiquidity tends to be greater, and valuation of the Fund's foreign securities may be more difficult, due to the infrequent trading and/or delayed reporting of quotes and sales.

**Regional:** Adverse conditions in a certain region or country can adversely affect securities of issuers in other countries whose economies appear to be unrelated. To the extent that the Fund invests a significant portion of its assets in a specific geographic region or a particular country, the Fund will generally have more exposure to the economic risks affecting that specific geographic region or country. In the event of economic or political turmoil or a deterioration of diplomatic relations

in a region or country where a substantial portion of the Fund's assets are invested, the Fund may experience substantial illiquidity or reduction in the value of the Fund's investments.

**Small and Mid Capitalization Companies:** While small and mid capitalization companies may offer substantial opportunities for capital growth, they also may involve more risks than larger companies. Historically, securities issued by small and mid capitalization companies have been more volatile in price than securities that are issued by larger companies, especially over the short term. Among the reasons for the greater price volatility are the less certain growth prospects of small and mid capitalization companies, the lower degree of liquidity in the markets for such securities, and the greater sensitivity of small and mid capitalization companies to changing economic conditions.

In addition, small and mid capitalization companies may lack depth of management, be unable to generate funds necessary for growth or development, have limited product lines or be developing or marketing new products or services for which markets are not yet established and may never become established. Small and mid capitalization companies may be particularly affected by interest rate increases, as they may find it more difficult to borrow money to continue or expand operations, or may have difficulty in repaying loans, particularly those with floating interest rates.

**Management:** The Fund is actively managed and could experience losses (realized and unrealized) if the investment manager's judgment about markets, interest rates or the attractiveness, relative values, liquidity, or potential appreciation of particular investments made for the Fund's portfolio prove to be incorrect. The Fund could also experience losses if there are imperfections, errors or limitations in the models, tools, and data used by the investment manager or if the investment manager's techniques or investment decisions do not produce the desired results. Additionally, legislative, regulatory, or tax developments may affect the investment techniques available to the investment manager in connection with managing the Fund and may also adversely affect the ability of the Fund to achieve its investment goal.

**ESG Considerations:** ESG considerations are one of a number of factors that the investment manager examines when considering investments for the Fund's portfolio. In light of this, the issuers in which the Fund invests may not be considered ESG-focused issuers and may have lower or adverse ESG assessments. Consideration of ESG factors may affect the Fund's exposure to certain issuers or industries and may not work as intended. In addition, ESG considerations assessed as part of the Fund's investment process may vary across types of eligible investments and issuers. In certain circumstances, there may be times when not every investment is assessed for ESG factors and, when they are, not every ESG factor may be identified or evaluated. The investment manager's

assessment of an issuer's ESG factors is subjective and will likely differ from that of investors, third party service providers (e.g., ratings providers) and other funds. As a result, securities selected by the investment manager may not reflect the beliefs and values of any particular investor. The investment manager also may be dependent on the availability of timely, complete and accurate ESG data reported by issuers and/or third-party research providers, the timeliness, completeness and accuracy of which is out of the investment manager's control. ESG factors are often not uniformly measured or defined, which could impact the investment manager's ability to assess an issuer. While the investment manager views ESG considerations as having the potential to contribute to the Fund's long-term performance, there is no guarantee that such results will be achieved.

**Cybersecurity:** Cybersecurity incidents, both intentional and unintentional, may allow an unauthorized party to gain access to Fund assets, Fund or customer data (including private shareholder information), or proprietary information, cause the Fund, the investment manager, and/or their service providers (including, but not limited to, Fund accountants, custodians, sub-custodians, transfer agents and financial intermediaries) to suffer data breaches, data corruption or loss of operational functionality or prevent Fund investors from purchasing, redeeming or exchanging shares or receiving distributions. The investment manager has limited ability to prevent or mitigate cybersecurity incidents affecting third party service providers, and such third party service providers may have limited indemnification obligations to the Fund or the investment manager. Cybersecurity incidents may result in financial losses to the Fund and its shareholders, and substantial costs may be incurred in an effort to prevent or mitigate future cybersecurity incidents. Issuers of securities in which the Fund invests are also subject to cybersecurity risks, and the value of these securities could decline if the issuers experience cybersecurity incidents.

Because technology is frequently changing, new ways to carry out cyber attacks are always developing. Therefore, there is a chance that some risks have not been identified or prepared for, or that an attack may not be detected, which puts limitations on the Fund's ability to plan for or respond to a cyber attack. Like other funds and business enterprises, the Fund, the investment manager, and their service providers are subject to the risk of cyber incidents occurring from time to time.

More detailed information about the Fund and its policies and risks can be found in the Fund's Statement of Additional Information (SAI).

A description of the Fund's policies and procedures regarding the release of portfolio holdings information is also available in the Fund's SAI. Portfolio holdings information can be viewed online at [franklintempleton.com](http://franklintempleton.com).

## Management

Franklin Advisers, Inc. (Advisers or investment manager), One Franklin Parkway, San Mateo, CA 94403-1906, is the Fund's investment manager. Advisers is a wholly-owned subsidiary of Franklin Resources, Inc. (Resources). Together, Advisers and its affiliates manage, as of December 31, 2023, approximately \$1.45 trillion in assets, and have been in the investment management business since 1947.

The Fund is managed by a team of dedicated professionals focused on investments in securities of companies that are leaders in their industry. The portfolio managers of the team are as follows:

### **Serena Perin Vinton, CFA Senior Vice President of Advisers**

Ms. Vinton has been a portfolio manager of the Fund since 2008. She has primary responsibility for the investments of the Fund. She has final authority over all aspects of the Fund's investment portfolio, including but not limited to, purchases and sales of individual securities, portfolio risk assessment, and the management of daily cash balances in accordance with anticipated investment management requirements. The degree to which she may perform these functions, and the nature of these functions, may change from time to time. She joined Franklin Templeton in 1991.

### **Robert Rendler, CFA Portfolio Manager and Research Analyst of Advisers**

Mr. Rendler has been a portfolio manager of the Fund since 2016, providing research and advice on the purchases and sales of individual securities, and portfolio risk assessment. He joined Franklin Templeton in 2005.

### **Joyce Lin, CFA Portfolio Manager and Research Analyst of Advisers**

Ms. Lin has been a portfolio manager of the Fund since 2021, providing research and advice on the purchases and sales of individual securities, and portfolio risk assessment. She joined Franklin Templeton in 2014.

CFA® and Chartered Financial Analyst® are trademarks owned by CFA Institute.

The Fund's SAI provides additional information about portfolio manager compensation, other accounts that they manage and their ownership of Fund shares.

The Fund pays Advisers a fee for managing the Fund's assets.

Advisers has agreed to reduce its fees to reflect reduced services resulting from the Fund's investments in Franklin Templeton affiliated funds. In addition, transfer agency fees on Class R6 shares of the Fund have been capped so that transfer agency fees for that class do not exceed 0.03%. These arrangements are expected to continue until January 31, 2025. During the terms, the fee waiver and expense reimbursement agreements may not be terminated or amended without approval of



the board of trustees except to add series or classes, to reflect the extension of termination dates or to lower the waiver and expense limitation.

For the fiscal year ended September 30, 2023, the Fund paid Advisers an effective management fee of 0.44% of the Fund's average net assets for investment management services.

A discussion regarding the basis for the board of trustees' approval of the Fund's investment management agreement is available in the Fund's annual report for the period ended September 30, 2023.

### **Manager of Managers Structure**

The investment manager and the Trust have received an exemptive order from the SEC that allows the Fund to operate in a "manager of managers" structure whereby the investment manager can appoint and replace both wholly-owned and unaffiliated sub-advisors, and enter into, amend and terminate sub-advisory agreements with such sub-advisors, each subject to board approval but without obtaining prior shareholder approval (Manager of Managers Structure). The Fund will, however, inform shareholders of the hiring of any new sub-advisor within 90 days after the hiring. The SEC exemptive order provides the Fund with greater flexibility and efficiency and alleviates the need for the Fund to incur the expense and delays associated with obtaining shareholder approval of such sub-advisory agreements.

The use of the Manager of Managers Structure with respect to the Fund is subject to certain conditions that are set forth in the SEC exemptive order. Under the Manager of Managers Structure, the investment manager has the ultimate responsibility, subject to oversight by the Fund's board of trustees, to oversee sub-advisors and recommend their hiring, termination and replacement. The investment manager will also, subject to the review and approval of the Fund's board of trustees: set the Fund's overall investment strategy; evaluate, select and recommend sub-advisors to manage all or a portion of the Fund's assets; and implement procedures reasonably designed to ensure that each sub-advisor complies with the Fund's investment goal, policies and restrictions. Subject to review by the Fund's board of trustees, the investment manager will allocate and, when appropriate, reallocate the Fund's assets among sub-advisors and monitor and evaluate the sub-advisors' performance.

## Financial Highlights

The Financial Highlights present the Fund's financial performance for the past five years or since its inception. Certain information reflects financial results for a single Fund share. The total returns represent the rate that an investor would have earned or lost on an investment in the Fund assuming reinvestment of dividends and capital gains. This information has been audited by PricewaterhouseCoopers LLP, an independent registered public accounting firm, whose report, along with the Fund's financial statements, are included in the annual report, which is available upon request.

## Franklin Growth Fund - Class A

	Year Ended September 30,				
	2023	2022	2021	2020	2019
Per share operating performance (for a share outstanding throughout the year)					
Net asset value, beginning of year	\$105.41	\$151.73	\$129.91	\$110.04	\$107.59
Income from investment operations <sup>a</sup> :					
Net investment income (loss) <sup>b</sup>	0.19	0.01	(0.06)	0.33	0.46
Net realized and unrealized gains (losses)	20.19	(32.51)	32.67	25.99	3.47
Total from investment operations	20.38	(32.50)	32.61	26.32	3.93
Less distributions from:					
Net investment income	—	—	(0.18)	(0.46)	(0.44)
Net realized gains	(10.71)	(13.82)	(10.61)	(5.99)	(1.04)
Total distributions	(10.71)	(13.82)	(10.79)	(6.45)	(1.48)
<b>Net asset value, end of year</b>	<b>\$115.08</b>	<b>\$105.41</b>	<b>\$151.73</b>	<b>\$129.91</b>	<b>\$110.04</b>
Total return <sup>c</sup>	20.43%	(23.83)%	26.44%	25.09%	3.79%
Ratios to average net assets					
Expenses before waiver and payments by affiliates	0.80%	0.80%	0.79%	0.82%	0.83%
Expenses net of waiver and payments by affiliates <sup>d</sup>	0.80% <sup>e</sup>	0.80% <sup>e</sup>	0.79% <sup>e</sup>	0.81%	0.83% <sup>e</sup>
Net investment income (loss)	0.17%	0.01%	(0.04)%	0.29%	0.45%
Supplemental data					
Net assets, end of year (000's)	\$10,072,509	\$9,118,403	\$12,927,577	\$10,990,297	\$9,157,154
Portfolio turnover rate	2.86%	4.95% <sup>f</sup>	6.04% <sup>f</sup>	9.01%	4.91% <sup>f</sup>

a. The amount shown for a share outstanding throughout the period may not correlate with the Statement of Operations for the period due to the timing of sales and repurchases of the Fund's shares in relation to income earned and/or fluctuating fair value of the investments of the Fund.

b. Based on average daily shares outstanding.

c. Total return does not reflect sales commissions or contingent deferred sales charges, if applicable.

d. Benefit of expense reduction rounds to less than 0.01%.

e. Benefit of waiver and payments by affiliates rounds to less than 0.01%.

f. Excludes the value of portfolio activity as a result of in-kind transactions. See Note 3(h) and 12.

## Franklin Growth Fund - Class C

	Year Ended September 30,				
	2023	2022	2021	2020	2019
Per share operating performance (for a share outstanding throughout the year)					
Net asset value, beginning of year	\$91.92	\$134.93	\$117.27	\$100.21	\$98.38
Income from investment operations <sup>a</sup> :					
Net investment (loss) <sup>b</sup>	(0.57)	(0.87)	(1.01)	(0.47)	(0.29)
Net realized and unrealized gains (losses)	17.44	(28.32)	29.28	23.52	3.16
Total from investment operations	16.87	(29.19)	28.27	23.05	2.87
Less distributions from:					
Net realized gains	(10.71)	(13.82)	(10.61)	(5.99)	(1.04)
<b>Net asset value, end of year</b>	<b>\$98.08</b>	<b>\$91.92</b>	<b>\$134.93</b>	<b>\$117.27</b>	<b>\$100.21</b>
Total return <sup>c</sup>	19.53%	(24.40)%	25.51%	24.16%	3.02%
Ratios to average net assets					
Expenses before waiver and payments by affiliates	1.55%	1.55%	1.54%	1.57%	1.58%
Expenses net of waiver and payments by affiliates <sup>d</sup>	1.55% <sup>e</sup>	1.55% <sup>e</sup>	1.54% <sup>e</sup>	1.56%	1.58% <sup>e</sup>
Net investment (loss)	(0.59)%	(0.75)%	(0.79)%	(0.46)%	(0.30)%
Supplemental data					
Net assets, end of year (000's)	\$333,956	\$407,722	\$666,348	\$727,093	\$704,217
Portfolio turnover rate	2.86%	4.95% <sup>f</sup>	6.04% <sup>f</sup>	9.01%	4.91% <sup>f</sup>

a. The amount shown for a share outstanding throughout the period may not correlate with the Statement of Operations for the period due to the timing of sales and repurchases of the Fund's shares in relation to income earned and/or fluctuating fair value of the investments of the Fund.

b. Based on average daily shares outstanding.

c. Total return does not reflect sales commissions or contingent deferred sales charges, if applicable.

d. Benefit of expense reduction rounds to less than 0.01%.

e. Benefit of waiver and payments by affiliates rounds to less than 0.01%.

f. Excludes the value of portfolio activity as a result of in-kind transactions. See Note 3(h) and 12.

## Franklin Growth Fund - Class R

	Year Ended September 30,				
	2023	2022	2021	2020	2019
Per share operating performance (for a share outstanding throughout the year)					
Net asset value, beginning of year	\$104.43	\$150.77	\$129.28	\$109.49	\$107.00
Income from investment operations <sup>a</sup> :					
Net investment income (loss) <sup>b</sup>	(0.10)	(0.32)	(0.41)	0.05	0.21
Net realized and unrealized gains (losses)	19.98	(32.20)	32.51	25.86	3.46
Total from investment operations	19.88	(32.52)	32.10	25.91	3.67
Less distributions from:					
Net investment income	—	—	—	(0.13)	(0.14)
Net realized gains	(10.71)	(13.82)	(10.61)	(5.99)	(1.04)
Total distributions	(10.71)	(13.82)	(10.61)	(6.12)	(1.18)
<b>Net asset value, end of year</b>	<b>\$113.60</b>	<b>\$104.43</b>	<b>\$150.77</b>	<b>\$129.28</b>	<b>\$109.49</b>
Total return	20.13%	(24.01)%	26.13%	24.78%	3.54%
Ratios to average net assets					
Expenses before waiver and payments by affiliates	1.05%	1.05%	1.04%	1.07%	1.08%
Expenses net of waiver and payments by affiliates <sup>c</sup>	1.05% <sup>d</sup>	1.05% <sup>d</sup>	1.04% <sup>d</sup>	1.06%	1.08% <sup>d</sup>
Net investment income (loss)	(0.09)%	(0.25)%	(0.29)%	0.04%	0.20%
Supplemental data					
Net assets, end of year (000's)	\$256,889	\$249,874	\$395,301	\$420,082	\$435,331
Portfolio turnover rate	2.86%	4.95% <sup>e</sup>	6.04% <sup>e</sup>	9.01%	4.91% <sup>e</sup>

a. The amount shown for a share outstanding throughout the period may not correlate with the Statement of Operations for the period due to the timing of sales and repurchases of the Fund's shares in relation to income earned and/or fluctuating fair value of the investments of the Fund.

b. Based on average daily shares outstanding.

c. Benefit of expense reduction rounds to less than 0.01%.

d. Benefit of waiver and payments by affiliates rounds to less than 0.01%.

e. Excludes the value of portfolio activity as a result of in-kind transactions. See Note 3(h) and 12.

## Franklin Growth Fund - Class R6

	Year Ended September 30,				
	2023	2022	2021	2020	2019
Per share operating performance (for a share outstanding throughout the year)					
Net asset value, beginning of year	\$106.22	\$152.40	\$130.31	\$110.37	\$107.90
Income from investment operations <sup>a</sup> :					
Net investment income <sup>b</sup>	0.56	0.46	0.41	0.71	0.83
Net realized and unrealized gains (losses)	20.34	(32.72)	32.76	26.06	3.47
Total from investment operations	20.90	(32.26)	33.17	26.77	4.30
Less distributions from:					
Net investment income	(0.25)	(0.10)	(0.47)	(0.84)	(0.79)
Net realized gains	(10.71)	(13.82)	(10.61)	(5.99)	(1.04)
Total distributions	(10.96)	(13.92)	(11.08)	(6.83)	(1.83)
<b>Net asset value, end of year</b>	<b>\$116.16</b>	<b>\$106.22</b>	<b>\$152.40</b>	<b>\$130.31</b>	<b>\$110.37</b>
Total return	20.83%	(23.57)%	26.86%	25.51%	4.16%
Ratios to average net assets					
Expenses <sup>c,d</sup>	0.47%	0.46%	0.47%	0.48%	0.48%
Net investment income	0.49%	0.34%	0.29%	0.63%	0.80%
Supplemental data					
Net assets, end of year (000's)	\$2,114,155	\$2,000,923	\$3,113,946	\$2,999,370	\$2,545,800
Portfolio turnover rate	2.86%	4.95% <sup>e</sup>	6.04% <sup>e</sup>	9.01%	4.91% <sup>e</sup>

a. The amount shown for a share outstanding throughout the period may not correlate with the Statement of Operations for the period due to the timing of sales and repurchases of the Fund's shares in relation to income earned and/or fluctuating fair value of the investments of the Fund.

b. Based on average daily shares outstanding.

c. Benefit of expense reduction rounds to less than 0.01%.

d. Benefit of waiver and payments by affiliates rounds to less than 0.01%.

e. Excludes the value of portfolio activity as a result of in-kind transactions. See Note 3(h) and 12.

## Franklin Growth Fund - Advisor Class

	Year Ended September 30,				
	2023	2022	2021	2020	2019
Per share operating performance (for a share outstanding throughout the year)					
Net asset value, beginning of year	\$106.25	\$152.47	\$130.38	\$110.41	\$107.95
Income from investment operations <sup>a</sup> :					
Net investment income <sup>b</sup>	0.47	0.34	0.30	0.62	0.72
Net realized and unrealized gains (losses)	20.36	(32.74)	32.79	26.07	3.47
Total from investment operations	20.83	(32.40)	33.09	26.69	4.19
Less distributions from:					
Net investment income	(0.16)	—	(0.39)	(0.73)	(0.69)
Net realized gains	(10.71)	(13.82)	(10.61)	(5.99)	(1.04)
Total distributions	(10.87)	(13.82)	(11.00)	(6.72)	(1.73)
<b>Net asset value, end of year</b>	<b>\$116.21</b>	<b>\$106.25</b>	<b>\$152.47</b>	<b>\$130.38</b>	<b>\$110.41</b>
Total return	20.73%	(23.64)%	26.76%	25.41%	4.05%
Ratios to average net assets					
Expenses before waiver and payments by affiliates	0.55%	0.55%	0.54%	0.57%	0.58%
Expenses net of waiver and payments by affiliates <sup>c</sup>	0.55% <sup>d</sup>	0.55% <sup>d</sup>	0.54% <sup>d</sup>	0.56%	0.58% <sup>d</sup>
Net investment income	0.42%	0.25%	0.21%	0.54%	0.70%
Supplemental data					
Net assets, end of year (000's)	\$2,860,970	\$2,652,765	\$4,229,679	\$3,549,412	\$3,154,342
Portfolio turnover rate	2.86%	4.95% <sup>e</sup>	6.04% <sup>e</sup>	9.01%	4.91% <sup>e</sup>

a. The amount shown for a share outstanding throughout the period may not correlate with the Statement of Operations for the period due to the timing of sales and repurchases of the Fund's shares in relation to income earned and/or fluctuating fair value of the investments of the Fund.

b. Based on average daily shares outstanding.

c. Benefit of expense reduction rounds to less than 0.01%.

d. Benefit of waiver and payments by affiliates rounds to less than 0.01%.

e. Excludes the value of portfolio activity as a result of in-kind transactions. See Note 3(h) and 12.

## Franklin Income Fund

### Investment Goal

The Fund's investment goal is to maximize income while maintaining prospects for capital appreciation.

### Principal Investment Policies and Practices

Under normal market conditions, the Fund invests in a diversified portfolio of debt and equity securities. The Fund may shift its investments from one asset class to another based on the investment manager's analysis of the best opportunities for the Fund's portfolio in a given market.

The equity securities in which the Fund invests consist primarily of common stock, including those with dividend yields the investment manager believes are attractive. In its search for growth opportunities, the Fund maintains the flexibility, based on economic conditions, to invest in common stocks of companies from a variety of industries but from time to time, based on economic conditions, the Fund may have significant investments in certain sectors, particularly healthcare, financials and industrials.

An equity security represents a proportionate share, or right to acquire a proportionate share, of the ownership of a company; its value is based on the success or failure of the company's business, any income paid to stockholders, the value of its assets and general market conditions. Common stocks and preferred stocks, and securities convertible into common stocks, are examples of equity securities. Convertible securities generally are debt securities or preferred stock that may be converted into common stock after certain time periods or under certain circumstances. The Fund may invest in convertible securities without regard to the ratings assigned by the rating agencies.

Debt securities obligate the issuer to repay a loan of money at a future date and generally provide for the payment of interest on the amount borrowed to the bond or note holders. Debt securities include all varieties of fixed, floating and variable rate instruments including secured and unsecured bonds, bonds convertible into common stock, senior floating rate and term loans, mortgage-backed securities and other asset-backed securities, debentures, zero coupon bonds, notes, and short-term debt instruments. Bond investments may include U.S. and foreign corporate debt, U.S. Treasuries and foreign government bonds. Debt securities tend to increase in value when interest rates decline and decrease in value when interest rates rise. Generally, lower-rated securities pay higher yields than more highly rated securities to compensate investors for the greater risk of default or of price fluctuations due to changes in the issuer's creditworthiness.



The Fund may invest up to 100% of total assets in debt securities that are rated below investment grade (also known as "junk bonds"), including a portion in defaulted securities, although the Fund will not invest more than 5% of its assets in securities that are defaulted at the time of purchase. Securities rated in the top four ratings categories by at least one independent rating agency such as Standard & Poor's (S&P®) and Moody's Investors Service (Moody's) are considered investment grade. Securities rated Ba or lower by Moody's or BB or lower by S&P, or that are unrated but determined to be of comparable quality, are considered to be below investment grade. If, subsequent to its purchase a security is downgraded in rating or goes into default, the Fund will consider such events in its evaluation of the overall investment merits of that security but will not necessarily dispose of the security immediately.

As of September 30, 2023, approximately 23.9% of the Fund's net assets were invested in lower-rated and comparable quality unrated debt securities. The percentage of the Fund's net assets invested in such securities at any given time may vary substantially from this number.

The Fund may invest up to 25% of its assets in foreign securities, either directly or through depositary receipts, which are certificates typically issued by a bank or trust company that give their holders the right to receive securities issued by a foreign or a domestic company.

The Fund may, from time to time, use a variety of equity-related derivatives and complex equity securities, which may include purchasing or selling call and put options on equity securities and equity security indices, futures on equity securities and equity indexes, options on equity index futures, and equity-linked notes, for various purposes including enhancing Fund returns, increasing liquidity, gaining exposure to particular instruments in more efficient or less expensive ways and/or hedging risks relating to changes in certain equity markets. In addition, the Fund may, from time to time, use interest rate-related derivatives, including interest rate swaps and interest rate and/or bond futures contracts (including U.S. Treasury futures contracts) for various purposes including enhancing Fund returns, increasing liquidity, gaining exposure to particular instruments in more efficient or less expensive ways and/or hedging risks relating to changes in interest rates. The Fund also may, from time to time, use currency-related derivatives, such as forward foreign currency exchange contracts, currency futures contracts, currency swaps and currency options to hedge (protect) against currency risks, and credit-related derivatives, such as credit default swaps and options on credit default swaps, to hedge (protect) against credit risks. The use of such derivative transactions may allow the Fund to obtain net long or net short exposures to selected markets, interest rates, countries or durations.

A currency forward contract is an obligation to purchase or sell a specific foreign currency at an agreed exchange rate (price) at a future date, which is typically

individually negotiated and privately traded by currency traders and their customers in the interbank market. A futures contract is a standard binding agreement to buy or sell a specified quantity of an underlying instrument or asset, such as a specific currency, at a specified price at a specified later date that trade on an exchange.

Swap agreements, such as interest rate, currency and credit default swaps, are contracts between the Fund and another party (the swap counterparty) involving the exchange of payments on specified terms over periods ranging from a few days to multiple years. A swap agreement may be negotiated bilaterally and traded over-the-counter (OTC) between two parties (for an uncleared swap) or, in some instances, must be transacted through a futures commission merchant (FCM) and cleared through a clearinghouse that serves as a central counterparty (for a cleared swap). In a basic swap transaction, the Fund agrees with the swap counterparty to exchange the returns (or differentials in rates of return) and/or cash flows earned or realized on a particular “notional amount” of underlying instruments. The notional amount is the set amount selected by the parties as the basis on which to calculate the obligations that they have agreed to exchange. The parties typically do not actually exchange the notional amount. Instead, they agree to exchange the returns that would be earned or realized if the notional amount were invested in given instruments or at given interest rates.

For credit default swaps, the “buyer” of the credit default swap agreement is obligated to pay the “seller” a periodic stream of payments over the term of the agreement in return for a payment by the seller that is contingent upon the occurrence of a credit event with respect to an underlying reference debt obligation. The buyer of the credit default swap is purchasing the obligation of its counterparty to offset losses the buyer could experience if there was such a credit event. Generally, a credit event means bankruptcy, failure to timely pay interest or principal, obligation acceleration or default, or repudiation or restructuring of the reference debt obligation. The contingent payment by the seller generally is either the face amount of the reference debt obligation in exchange for the physical delivery of the reference debt obligation or a cash payment equal to the decrease in market value of the reference debt obligation following the occurrence of the credit event.

An interest rate swap is an agreement between two parties to exchange interest rate payment obligations. Typically, one rate is based on an interest rate fixed to maturity while the other is based on an interest rate that changes in accordance with changes in a designated benchmark (for example, LIBOR, prime, commercial paper, or other benchmarks).

A currency swap is generally a contract between two parties to exchange one currency for another currency at the start of the contract and then exchange periodic floating or fixed rates during the term of the contract based upon the relative value differential between the two currencies. Unlike other types of swaps,

currency swaps typically involve the delivery of the entire principal (notional) amounts of the two currencies at the time the swap is entered into. At the end of the swap contract, the parties receive back the principal amounts of the two currencies.

A call option gives the purchaser of the option, upon payment of a premium, the right to buy, and the seller the obligation to sell, the underlying instrument at the exercise price. Conversely, a put option gives the purchaser of the option, upon payment of a premium, the right to sell, and the seller of the option the obligation to buy, the underlying instrument at the exercise price. For example, when the investment manager expects the price of a stock held by the Fund to decline in value, the Fund may also purchase put options that are expected to increase in value as the market price of the stock declines to hedge against such anticipated decline in value.

Equity-linked notes (ELNs) are hybrid derivative-type instruments that are specially designed to combine the characteristics of one or more reference securities (usually a single stock, a stock index or a basket of stocks (underlying securities)) and a related equity derivative, such as a put or call option, in a single note form. The Fund may engage in all types of ELNs, including those that: (1) provide for protection of the Fund's principal in exchange for limited participation in the appreciation of the underlying securities, and (2) do not provide for such protection and subject the Fund to the risk of loss of the Fund's principal investment. ELNs can provide the Fund with an efficient investment tool that may be less expensive than investing directly in the underlying securities and the related equity derivative.

The Fund's investment manager searches for undervalued or out-of-favor securities it believes offer opportunities for income today and significant growth tomorrow. In analyzing both corporate debt and equity securities, the investment manager considers a variety of factors, including:

- a security's relative value based on such factors as anticipated cash flow, interest or dividend coverage, asset coverage, and earnings prospects;
- the experience and strength of the company's management;
- the company's changing financial condition and market recognition of the change;
- the company's sensitivity to changes in interest rates and business conditions; and
- the company's debt maturity schedules and borrowing requirements.

With respect to debt and equity securities in the utilities industry, the investment manager also considers the effects of the regulatory environment on utilities companies.

When choosing investments for the Fund, the investment manager applies a "bottom-up," value oriented, long-term approach, focusing on the market price of a company's securities relative to the investment manager's evaluation of the company's long-term earnings, asset value and cash flow potential. The investment manager also considers a company's price/earnings ratio, profit margins and liquidation value, among other metrics. It generally performs independent analysis of the debt securities being considered for the Fund's portfolio, rather than relying principally on the ratings assigned by rating organizations.

Alongside traditional financial and economic analyses, the investment manager assesses the potential impacts of material environmental, social and governance (ESG) factors on an issuer, which the investment manager believes provide a measure of the issuer's sustainability. In analyzing ESG factors, the investment manager assesses whether an issuer's practices pose a material financial risk or opportunity. Consideration of ESG factors and risks is only one component of the investment manager's assessment of eligible investments and may not be a determinative factor in the investment manager's final decision on whether to invest in a security. In addition, the weight given to ESG factors may vary across types of investments, industries, regions and issuers and ESG factors and weights considered may change over time. The investment manager does not assess every investment for ESG factors and, when it does, not every ESG factor may be identified or evaluated.

### **Exclusion of Investment Manager from Commodity Pool Operator Definition**

With respect to the Fund, the investment manager has claimed an exclusion from the definition of "commodity pool operator" (CPO) under the Commodity Exchange Act (CEA) and the rules of the Commodity Futures Trading Commission (CFTC) and, therefore, is not subject to CFTC registration or regulation as a CPO. In addition, with respect to the Fund, the investment manager is relying upon a related exclusion from the definition of "commodity trading advisor" (CTA) under the CEA and the rules of the CFTC.

The terms of the CPO exclusion require the Fund, among other things, to adhere to certain limits on its investments in commodity futures, commodity options and swaps, which in turn include non-deliverable currency forward contracts, as further described in the Fund's Statement of Additional Information (SAI). Because the investment manager and the Fund intend to comply with the terms of the CPO exclusion, the Fund may, in the future, need to adjust its investment strategies, consistent with its investment goal, to limit its investments in these types of instruments. The Fund is not intended as a vehicle for trading in the commodity futures, commodity options, or swaps markets. The CFTC has neither reviewed nor approved the investment manager's reliance on these exclusions, or the Fund, its investment strategies or this prospectus.

## Temporary Investments

When the investment manager believes market or economic conditions are unfavorable for investors, the investment manager may invest up to 100% of the Fund's assets in a temporary defensive manner by holding all or a substantial portion of its assets in cash, cash equivalents or other high quality short-term investments. Temporary defensive investments generally may include short-term U.S. government securities, high grade commercial paper, bank obligations, repurchase agreements, money market fund shares (including shares of an affiliated money market fund), and other money market instruments. The investment manager also may invest in these types of securities or hold cash while looking for suitable investment opportunities or to maintain liquidity. In these circumstances, the Fund may be unable to achieve its investment goal.

## Principal Risks

**Market:** The market values of securities or other investments owned by the Fund will go up or down, sometimes rapidly or unpredictably. The Fund's investments may decline in value due to factors affecting individual issuers (such as the results of supply and demand), or sectors within the securities markets. The value of a security or other investment also may go up or down due to general market conditions that are not specifically related to a particular issuer, such as real or perceived adverse economic conditions, changes in interest rates or exchange rates, or adverse investor sentiment generally. Furthermore, events involving limited liquidity, defaults, non-performance or other adverse developments that affect one industry, such as the financial services industry, or concerns or rumors about any events of these kinds, have in the past and may in the future lead to market-wide liquidity problems, may spread to other industries, and could negatively affect the value and liquidity of the Fund's investments. In addition, unexpected events and their aftermaths, such as the spread of diseases; natural, environmental or man-made disasters; financial, political or social disruptions; terrorism and war; and other tragedies or catastrophes, can cause investor fear and panic, which can adversely affect the economies of many companies, sectors, nations, regions and the market in general, in ways that cannot necessarily be foreseen. During a general downturn in the securities markets, multiple asset classes may decline in value. When markets perform well, there can be no assurance that securities or other investments held by the Fund will participate in or otherwise benefit from the advance.

The global outbreak of the novel strain of coronavirus, COVID-19 and its subsequent variants, has resulted in market closures and dislocations, extreme volatility, liquidity constraints and increased trading costs. The long-term impact on economies, markets, industries and individual issuers is not known. Some sectors of the economy and individual issuers have experienced or may experience particularly large losses. Periods of extreme volatility in the financial markets;

reduced liquidity of many instruments; and disruptions to supply chains, consumer demand and employee availability, may continue for some time. The U.S. government and the Federal Reserve, as well as certain foreign governments and central banks, have taken extraordinary action to support local and global economies and the financial markets in response to the COVID-19 pandemic. This and other government interventions into the economy and financial markets may not work as intended, and have resulted in a large expansion of government deficits and debt, the long term consequences of which are not known. In addition, the COVID-19 pandemic, and measures taken to mitigate its effects, could result in disruptions to the services provided to the Fund by its service providers.

Stock prices tend to go up and down more dramatically than those of debt securities. A slower-growth or recessionary economic environment could have an adverse effect on the prices of the various stocks held by the Fund.

**Interest Rate:** Interest rate changes can be sudden and unpredictable, and are influenced by a number of factors, including government policy, monetary policy, inflation expectations, perceptions of risk, and supply of and demand for bonds. Changes in government or central bank policy, including changes in tax policy or changes in a central bank's implementation of specific policy goals, may have a substantial impact on interest rates. There can be no guarantee that any particular government or central bank policy will be continued, discontinued or changed, nor that any such policy will have the desired effect on interest rates. Debt securities generally tend to lose market value when interest rates rise and increase in value when interest rates fall. A rise in interest rates also has the potential to cause investors to rapidly sell fixed income securities. A substantial increase in interest rates may also have an adverse impact on the liquidity of a debt security, especially those with longer maturities or durations. Securities with longer maturities or durations or lower coupons or that make little (or no) interest payments before maturity tend to be more sensitive to interest rate changes.

**Credit:** The Fund could lose money on a debt security if the issuer or borrower is unable or fails to meet its obligations, including failing to make interest payments and/or to repay principal when due. Changes in an issuer's financial strength, the market's perception of the issuer's financial strength or an issuer's or security's credit rating, which reflects a third party's assessment of the credit risk presented by a particular issuer or security, may affect debt securities' values. The Fund may incur substantial losses on debt securities that are inaccurately perceived to present a different amount of credit risk by the market, the investment manager or the rating agencies than such securities actually do.

**High-Yield Debt Securities:** High-yield debt securities (including loans) and unrated securities of similar credit quality (high-yield debt instruments or junk bonds) involve greater risk of a complete loss of the Fund's investment, or delays of interest and principal payments, than higher-quality debt securities or loans.

Issuers of high-yield debt instruments are not as strong financially as those issuing securities of higher credit quality. High-yield debt instruments are generally considered predominantly speculative by the applicable rating agencies as these issuers are more likely to encounter financial difficulties because they may be more highly leveraged, or because of other considerations. In addition, high yield debt securities generally are more vulnerable to changes in the relevant economy, such as a recession or a sustained period of rising interest rates, that could affect their ability to make interest and principal payments when due. If an issuer stops making interest and/or principal payments, payments on the securities may never resume. These instruments may be worthless and the Fund could lose its entire investment.

The prices of high-yield debt instruments generally fluctuate more than higher-quality securities. Prices are especially sensitive to developments affecting the issuer's business or operations and to changes in the ratings assigned by rating agencies. In addition, the entire high-yield debt market can experience sudden and sharp price swings due to changes in economic conditions, stock market activity, large sustained sales by major investors, a high-profile default, or other factors. Prices of corporate high-yield debt instruments often are closely linked with the company's stock prices and typically rise and fall in response to factors that affect stock prices.

High-yield debt instruments are generally less liquid than higher-quality securities. Many of these securities are not registered for sale under the federal securities laws and/or do not trade frequently. When they do trade, their prices may be significantly higher or lower than expected. At times, it may be difficult to sell these securities promptly at an acceptable price, which may limit the Fund's ability to sell securities in response to specific economic events or to meet redemption requests. As a result, certain high-yield debt instruments generally pose greater illiquidity and valuation risks.

Substantial declines in the prices of high-yield debt instruments can dramatically increase the yield of such instruments. The decline in market prices generally reflects an expectation that the issuer(s) may be at greater risk of defaulting on the obligation to pay interest and principal when due. Therefore, substantial increases in yield may reflect a greater risk by the Fund of losing some or part of its investment rather than reflecting any increase in income from the higher yield that the debt instrument may pay to the Fund on its investment.

**Income:** The Fund's distributions to shareholders may decline when prevailing interest rates fall, when dividend income from investments in stocks decline, when the Fund experiences defaults on debt securities it holds or when the Fund realizes a loss upon the sale of a debt security. The Fund's income generally declines during periods of falling benchmark interest rates because the Fund must reinvest the proceeds it receives from existing investments (upon their maturity,

prepayment, amortization, sale, call, or buy-back) at a lower rate of interest or return.

**Focus:** To the extent that the Fund focuses on particular countries, regions, industries, sectors or types of investments from time to time, the Fund may be subject to greater risks of adverse developments in such areas of focus than a fund that invests in a wider variety of countries, regions, industries, sectors or investments.

**Healthcare companies:** The activities of healthcare companies may be funded or subsidized by federal and state governments. If government funding and subsidies are reduced or discontinued, the profitability of these companies could be adversely affected. Healthcare companies may also be affected by government policies on healthcare reimbursements, regulatory approval for new drugs and medical products, and similar matters. They are also subject to legislative risk, i.e., the risks associated with the reform of the healthcare system through legislation.

**Financial services companies:** Financial services companies are subject to extensive government regulation that may affect their profitability in many ways, including by limiting the amount and types of loans and other commitments they can make, and the interest rates and fees they can charge. A financial services company's profitability, and therefore its stock prices, is especially sensitive to interest rate changes as well as the ability of borrowers to repay their loans. Changing regulations, continuing consolidations, and development of new products and structures all are likely to have a significant impact on financial services companies.

**Industrials companies:** The stock prices of companies in the industrials sector are affected by supply and demand both for their specific product or service and for industrials sector products in general. Companies in the industrials sector may be adversely affected by changes in government regulation, world events and economic conditions. In addition, these companies are at risk for environmental damage and product liability claims. Companies in this sector could be adversely affected by commodity price volatility, changes in exchange rates, imposition of export or import controls, increased competition, depletion of resources, technological developments and labor relations.

**Equity-Linked Notes (ELNs):** Investments in ELNs often have risks similar to their underlying securities, which could include management risk, market risk and, as applicable, foreign securities and currency risks. In addition, since ELNs are in note form, ELNs are also subject to certain debt securities risks, such as interest rate and credit risks. Should the prices of the underlying securities move in an unexpected manner, the Fund may not achieve the anticipated benefits of an investment in an ELN, and may realize losses, which could be significant and could include the Fund's entire principal investment. An investment in an ELN is also



subject to counterparty risk, which is the risk that the issuer of the ELN will default or become bankrupt and the Fund will have difficulty being repaid, or fail to be repaid, the principal amount of, or income from, its investment. Investments in ELNs are also subject to liquidity risk, which may make ELNs difficult to sell and value. In addition, ELNs may exhibit price behavior that does not correlate with the underlying securities or a fixed-income investment.

**Foreign Securities (non-U.S.):** Investing in foreign securities typically involves more risks than investing in U.S. securities, including risks related to currency exchange rates and policies, country or government specific issues, less favorable trading practices or regulation and greater price volatility. Certain of these risks also may apply to securities of U.S. companies with significant foreign operations.

**Currency exchange rates:** Foreign securities may be issued and traded in foreign currencies. As a result, their market values in U.S. dollars may be affected by changes in exchange rates between such foreign currencies and the U.S. dollar, as well as between currencies of countries other than the U.S. For example, if the value of the U.S. dollar goes up compared to a foreign currency, an investment traded in that foreign currency will go down in value because it will be worth fewer U.S. dollars. The Fund accrues additional expenses when engaging in currency exchange transactions, and valuation of the Fund's foreign securities may be subject to greater risk because both the currency (relative to the U.S. dollar) and the security must be considered.

**Currency management strategies:** Currency management strategies may substantially change the Fund's exposure to currency exchange rates and could result in losses to the Fund if currencies do not perform as the investment manager expects. In addition, currency management strategies, to the extent that they reduce the Fund's exposure to currency risks, also reduce the Fund's ability to benefit from favorable changes in currency exchange rates. There is no assurance that the investment manager's use of currency management strategies will benefit the Fund or that they will be, or can be, used at appropriate times. Furthermore, there may not be perfect correlation between the amount of exposure to a particular currency and the amount of securities in the Fund's portfolio denominated in that currency. Investing in foreign currencies for purposes of gaining from projected changes in exchange rates, as opposed to hedging currency risks applicable to the Fund's holdings, further increases the Fund's exposure to foreign investment losses.

**Political and economic developments:** The political, economic and social policies or structures of some foreign countries may be less stable and more volatile than those in the United States. Investments in these countries may be subject to greater risks of internal and external conflicts, expropriation, nationalization of assets, foreign exchange controls (such as suspension of the ability to transfer currency from a given country), restrictions on removal of assets, political or social

instability, military action or unrest, diplomatic developments, currency devaluations, foreign ownership limitations, and substantial, punitive or confiscatory tax increases. It is possible that a government may take over the assets or operations of a company or impose restrictions on the exchange or export of currency or other assets. Some countries also may have different legal systems that may make it difficult or expensive for the Fund to vote proxies, exercise shareholder rights, and pursue legal remedies with respect to its foreign investments. Diplomatic and political developments could affect the economies, industries, and securities and currency markets of the countries in which the Fund is invested. These developments include rapid and adverse political changes; social instability; regional conflicts; sanctions imposed by the United States, other nations or other governmental entities, including supranational entities; terrorism; and war. In addition, such developments could contribute to the devaluation of a country's currency, a downgrade in the credit ratings of issuers in such country, or a decline in the value and liquidity of securities of issuers in that country. An imposition of sanctions upon, or other government actions impacting, certain issuers in a country could result in (i) an immediate freeze of that issuer's securities, impairing the ability of the Fund to buy, sell, receive or deliver those securities or (ii) other limitations on the Fund's ability to invest or hold such securities. These factors would affect the value of the Fund's investments and are extremely difficult, if not impossible, to predict and take into account with respect to the Fund's investments.

**Trading practices:** Brokerage commissions, withholding taxes, custodial fees, and other fees generally are higher in foreign markets. The policies and procedures followed by foreign stock exchanges, currency markets, trading systems and brokers may differ from those applicable in the United States, with possibly negative consequences to the Fund. The procedures and rules governing foreign trading, settlement and custody (holding of the Fund's assets) also may result in losses or delays in payment, delivery or recovery of money or other property. Foreign government supervision and regulation of foreign securities and currency markets and trading systems may be less than or different from government supervision in the United States, and may increase the Fund's regulatory and compliance burden and/or decrease the Fund's investor rights and protections.

**Availability of information:** Foreign issuers may not be subject to the same disclosure, accounting, auditing and financial reporting standards and practices as U.S. issuers. Thus, there may be less information publicly available about foreign issuers than about most U.S. issuers. In addition, information provided by foreign issuers may be less timely or less reliable than information provided by U.S. issuers.

**Limited markets:** Certain foreign securities may be less liquid (harder to sell) and their prices may be more volatile than many U.S. securities. Illiquidity tends to be

greater, and valuation of the Fund's foreign securities may be more difficult, due to the infrequent trading and/or delayed reporting of quotes and sales.

**Regional:** Adverse conditions in a certain region or country can adversely affect securities of issuers in other countries whose economies appear to be unrelated. To the extent that the Fund invests a significant portion of its assets in a specific geographic region or a particular country, the Fund will generally have more exposure to the economic risks affecting that specific geographic region or country. In the event of economic or political turmoil or a deterioration of diplomatic relations in a region or country where a substantial portion of the Fund's assets are invested, the Fund may experience substantial illiquidity or reduction in the value of the Fund's investments.

**Convertible Securities:** A convertible security is generally a debt obligation, preferred stock or other security that pays interest or dividends and may be converted by the holder within a specified period of time into common stock. The value of convertible securities may rise and fall with the market value of the underlying stock or, like a debt security, vary with changes in interest rates and the credit quality of the issuer. A convertible security tends to perform more like a stock when the underlying stock price is high relative to the conversion price (because more of the security's value resides in the option to convert) and more like a debt security when the underlying stock price is low relative to the conversion price (because the option to convert is less valuable). Because its value can be influenced by many different factors, a convertible security is not as sensitive to interest rate changes as a similar non-convertible debt security, and generally has less potential for gain or loss than the underlying stock.

**Depository Receipts:** Depository receipts are subject to many of the risks of the underlying security. For some depository receipts, the custodian or similar financial institution that holds the issuer's shares in a trust account is located in the issuer's home country. The Fund could be exposed to the credit risk of the custodian or financial institution, and in cases where the issuer's home country does not have developed financial markets, greater market risk. In addition, the depository institution may not have physical custody of the underlying securities at all times and may charge fees for various services, including forwarding dividends and interest and corporate actions. The Fund would be expected to pay a share of the additional fees, which it would not pay if investing directly in the foreign securities. The Fund may experience delays in receiving its dividend and interest payments or exercising rights as a shareholder.

**Mortgage Securities and Asset-Backed Securities:** Mortgage securities differ from conventional debt securities because principal is paid back over the life of the security rather than at maturity. The Fund may receive unscheduled prepayments of principal due to voluntary prepayments, refinancing or foreclosure on the underlying mortgage loans. To the Fund this means a loss of anticipated interest,

and a portion of its principal investment represented by any premium the Fund may have paid. Mortgage prepayments generally increase when interest rates fall. Because of prepayments, mortgage securities may be less effective than some other types of debt securities as a means of "locking in" long-term interest rates and may have less potential for capital appreciation during periods of falling interest rates. When the Fund reinvests the prepayments of principal it receives, it may receive a rate of interest that is lower than the rate on the existing security.

Mortgage securities also are subject to extension risk. An unexpected rise in interest rates could reduce the rate of prepayments on mortgage securities and extend their life. This could cause the price of the mortgage securities and the Fund's share price to fall and would make the mortgage securities more sensitive to interest rate changes.

Since September 2008, the Federal Housing Finance Agency (FHFA), an agency of the U.S. government, has acted as the conservator to operate Fannie Mae and Freddie Mac until they are stabilized. It is unclear how long the conservatorship will last or what effect this conservatorship will have on the securities issued or guaranteed by Fannie Mae or Freddie Mac for the long-term.

Although the mortgage-backed securities that are delivered in TBA transactions must meet certain standards, there is a risk that the actual securities received by the Fund may be less favorable than what was anticipated when entering into the transaction. TBA transactions also involve the risk that a counterparty will fail to deliver the security, exposing the Fund to losses. Whether or not the Fund takes delivery of the securities at the termination date of a TBA transaction, it will nonetheless be exposed to changes in the value of the underlying investments during the term of the agreement.

Issuers of asset-backed securities may have limited ability to enforce the security interest in the underlying assets, and credit enhancements provided to support the securities, if any, may be inadequate to protect investors in the event of default. Like mortgage securities, asset-backed securities are subject to prepayment and extension risks.

**Management:** The Fund is actively managed and could experience losses (realized and unrealized) if the investment manager's judgment about markets, interest rates or the attractiveness, relative values, liquidity, or potential appreciation of particular investments made for the Fund's portfolio prove to be incorrect. The Fund could also experience losses if there are imperfections, errors or limitations in the models, tools, and data used by the investment manager or if the investment manager's techniques or investment decisions do not produce the desired results. Additionally, legislative, regulatory, or tax developments may affect the investment techniques available to the investment manager in connection with

managing the Fund and may also adversely affect the ability of the Fund to achieve its investment goal.

**Value Style Investing:** Value stock prices are considered "cheap" relative to the company's perceived value and are often out of favor with other investors. The investment manager may invest in such stocks if it believes the market may have overreacted to adverse developments or failed to appreciate positive changes. However, if other investors fail to recognize the company's value (and do not become buyers, or if they become sellers or favor investing in faster growing companies), value stocks may not increase in value as anticipated by the investment manager and may even decline in value.

**Prepayment:** Debt securities are subject to prepayment risk when the issuer can "call" the security, or repay principal, in whole or in part, prior to the security's maturity. When the Fund reinvests the prepayments of principal it receives, it may receive a rate of interest that is lower than the rate on the existing security, potentially lowering the Fund's income, yield and its distributions to shareholders. Securities subject to partial or complete prepayment(s) may offer less potential for gains during a declining interest rate environment and have greater price volatility. Prepayment risk is greater in periods of falling interest rates for fixed-rate investments, and for floating or variable rate securities, rising interest rates generally increase the risk of refinancings or prepayments.

**Derivative Instruments:** The performance of derivative instruments depends largely on the performance of an underlying instrument, such as a currency, security, interest rate or index, and such instruments often have risks similar to the underlying instrument, in addition to other risks. Derivative instruments involve costs and can create economic leverage in the Fund's portfolio, which may result in significant volatility and cause the Fund to participate in losses (as well as gains) in an amount that significantly exceeds the Fund's initial investment. Other risks include illiquidity, mispricing or improper valuation of the derivative instrument, and imperfect correlation between the value of the derivative and the underlying instrument so that the Fund may not realize the intended benefits. Their successful use will usually depend on the investment manager's ability to accurately forecast movements in the market relating to the underlying instrument. Should a market or markets, or prices of particular classes of investments, move in an unexpected manner, especially in unusual or extreme market conditions, the Fund may not realize the anticipated benefits of the transaction, and it may realize losses, which could be significant. If the investment manager is not successful in using such derivative instruments, the Fund's performance may be worse than if the investment manager did not use such derivative instruments at all. When a derivative is used for hedging, the change in value of the derivative instrument also may not correlate specifically with the currency, security, interest rate index or other risk being hedged. There is also the risk, especially under extreme market

conditions, that an instrument, which usually would operate as a hedge, provides no hedging benefits at all.

Use of these instruments could also result in a loss if the counterparty to the transaction does not perform as promised, including because of such counterparty's bankruptcy or insolvency. This risk is heightened with respect to over-the-counter (OTC) instruments, such as certain swap agreements, and may be greater during volatile market conditions. Other risks include the inability to close out a position because the trading market becomes illiquid (particularly in the OTC markets) or the availability of counterparties becomes limited for a period of time. In addition, the presence of speculators in a particular market could lead to price distortions. To the extent that the Fund is unable to close out a position because of market illiquidity, the Fund may not be able to prevent further losses of value in its derivatives holdings and the Fund's liquidity may be impaired. Some derivatives can be particularly sensitive to changes in interest rates or other market prices. Investors should bear in mind that, while the Fund intends to use derivative strategies on a regular basis, it is not obligated to actively engage in these transactions, generally or in any particular kind of derivative, if the investment manager elects not to do so due to availability, cost or other factors.

Many swaps currently are, and others eventually are expected to be, required to be cleared through a central counterparty. Central clearing is designed to reduce counterparty credit risk and increase liquidity compared to OTC swaps, but it does not eliminate those risks completely. With cleared swaps, there is also a risk of loss by the Fund of its initial and variation margin deposits in the event of bankruptcy of the futures commission merchant (FCM) with which the Fund has an open position, or the central counterparty in a swap contract. With cleared swaps, the Fund may not be able to obtain as favorable terms as it would be able to negotiate for a bilateral, uncleared swap. In addition, an FCM may unilaterally amend the terms of its agreement with the Fund, which may include the imposition of position limits or additional margin requirements with respect to the Fund's investment in certain types of swaps. The regulation of cleared and uncleared swaps, as well as other derivatives, is a rapidly changing area of law and is subject to modification by government and judicial action. In addition, the SEC, Commodity Futures Trading Commission (CFTC) and the exchanges are authorized to take extraordinary actions in the event of a market emergency. It is not possible to predict fully the effects of current or future regulation.

Certain types of derivatives require the Fund to post margin or collateral or otherwise maintain liquid assets in a manner that satisfies contractual undertakings and regulatory requirements. In order to satisfy margin or other requirements, the Fund may need to sell securities from its portfolio or exit positions at a time when it may be disadvantageous to do so.

The use of derivative strategies may also have a tax impact on the Fund. The timing and character of income, gains or losses from these strategies could impair the ability of the investment manager to use derivatives when it wishes to do so.

**Liquidity:** Liquidity risk exists when the markets for particular securities or types of securities or other investments are or become relatively illiquid so that the Fund is unable, or it becomes more difficult for the Fund, to sell the security or other investment at the price at which the Fund has valued the security. Illiquidity may result from political, economic or issuer specific events; supply/demand imbalances; changes in a specific market's size or structure, including the number of participants; or overall market disruptions. Securities or other investments with reduced liquidity or that become illiquid may involve greater risk than securities with more liquid markets. Market prices or quotations for illiquid securities may be volatile, and there may be large spreads between bid and ask prices. Reduced liquidity may have an adverse impact on market price and the Fund's ability to sell particular securities when necessary to meet the Fund's liquidity needs, which may arise or increase in response to a specific economic event or because the investment manager wishes to purchase particular investments or believes that a higher level of liquidity would be advantageous. An investment may become illiquid if the Fund and its affiliates receive material non-public information about the issuer or the investment. To the extent that the Fund and its affiliates hold a significant portion of an issuer's outstanding securities, the Fund may be subject to greater liquidity risk than if the issuer's securities were more widely held.

**ESG Considerations:** ESG considerations are one of a number of factors that the investment manager examines when considering investments for the Fund's portfolio. In light of this, the issuers in which the Fund invests may not be considered ESG-focused issuers and may have lower or adverse ESG assessments. Consideration of ESG factors may affect the Fund's exposure to certain issuers or industries and may not work as intended. In addition, ESG considerations assessed as part of the Fund's investment process may vary across types of eligible investments and issuers. The investment manager does not assess every investment for ESG factors and, when it does, not every ESG factor may be identified or evaluated. The investment manager's assessment of an issuer's ESG factors is subjective and will likely differ from that of investors, third party service providers (e.g., ratings providers) and other funds. As a result, securities selected by the investment manager may not reflect the beliefs and values of any particular investor. The investment manager also may be dependent on the availability of timely, complete and accurate ESG data reported by issuers and/or third-party research providers, the timeliness, completeness and accuracy of which is out of the investment manager's control. ESG factors are often not uniformly measured or defined, which could impact the investment manager's ability to assess an issuer. While the investment manager views ESG

considerations as having the potential to contribute to the Fund's long-term performance, there is no guarantee that such results will be achieved.

**Cybersecurity:** Cybersecurity incidents, both intentional and unintentional, may allow an unauthorized party to gain access to Fund assets, Fund or customer data (including private shareholder information), or proprietary information, cause the Fund, the investment manager, and/or their service providers (including, but not limited to, Fund accountants, custodians, sub-custodians, transfer agents and financial intermediaries) to suffer data breaches, data corruption or loss of operational functionality or prevent Fund investors from purchasing, redeeming or exchanging shares or receiving distributions. The investment manager has limited ability to prevent or mitigate cybersecurity incidents affecting third party service providers, and such third party service providers may have limited indemnification obligations to the Fund or the investment manager. Cybersecurity incidents may result in financial losses to the Fund and its shareholders, and substantial costs may be incurred in an effort to prevent or mitigate future cybersecurity incidents. Issuers of securities in which the Fund invests are also subject to cybersecurity risks, and the value of these securities could decline if the issuers experience cybersecurity incidents.

Because technology is frequently changing, new ways to carry out cyber attacks are always developing. Therefore, there is a chance that some risks have not been identified or prepared for, or that an attack may not be detected, which puts limitations on the Fund's ability to plan for or respond to a cyber attack. Like other funds and business enterprises, the Fund, the investment manager, and their service providers are subject to the risk of cyber incidents occurring from time to time.

More detailed information about the Fund and its policies and risks can be found in the Fund's Statement of Additional Information (SAI).

A description of the Fund's policies and procedures regarding the release of portfolio holdings information is also available in the Fund's SAI. Portfolio holdings information can be viewed online at [franklintempleton.com](http://franklintempleton.com).

## Management

Franklin Advisers, Inc. (Advisers or investment manager), One Franklin Parkway, San Mateo, CA 94403-1906, is the Fund's investment manager. Advisers is a wholly-owned subsidiary of Franklin Resources, Inc. (Resources). Together, Advisers and its affiliates manage, as of December 31, 2023, approximately \$1.45 trillion in assets, and have been in the investment management business since 1947.



The Fund is managed by a team of dedicated professionals focused on investments in debt and equity securities. The portfolio managers of the team are as follows:

**Edward D. Perks, CFA President and Director of Advisers**

Mr. Perks has been a lead portfolio manager of the Fund since 2002. He has final authority over all aspects of the Fund's investment portfolio, including but not limited to, purchases and sales of individual securities, portfolio risk assessment, and the management of daily cash balances in accordance with anticipated investment management requirements. The degree to which he may perform these functions, and the nature of these functions, may change from time to time. He joined Franklin Templeton in 1992.

**Brendan Circle, CFA Senior Vice President of Advisers**

Mr. Circle has been a portfolio manager of the Fund since 2019, providing research and advice on the purchases and sales of individual securities, and portfolio risk assessment. He joined Franklin Templeton in 2014.

**Todd Brighton, CFA Senior Vice President of Advisers**

Mr. Brighton has been a portfolio manager of the Fund since 2017, providing research and advice on the purchases and sales of individual securities, and portfolio risk assessment. He joined Franklin Templeton in 2000.

CFA® and Chartered Financial Analyst® are trademarks owned by CFA Institute.

The Fund's SAI provides additional information about portfolio manager compensation, other accounts that they manage and their ownership of Fund shares.

The Fund pays Advisers a fee for managing the Fund's assets.

Advisers has agreed to reduce its fees to reflect reduced services resulting from the Fund's investments in Franklin Templeton affiliated funds. In addition, transfer agency fees on Class R6 shares of the Fund have been capped so that transfer agency fees for that class do not exceed 0.03%. These arrangements are expected to continue until January 31, 2025. During the terms, the fee waiver and expense reimbursement agreements may not be terminated or amended without approval of the board of trustees except to add series or classes, to reflect the extension of termination dates or to lower the waiver and expense limitation.

For the fiscal year ended September 30, 2023, the Fund paid Advisers an effective management fee of 0.37% of the Fund's average net assets for investment management services.

A discussion regarding the basis for the board of trustees' approval of the Fund's investment management agreement is available in the Fund's annual report for the period ended September 30, 2023.

## Manager of Managers Structure

The investment manager and the Trust have received an exemptive order from the SEC that allows the Fund to operate in a “manager of managers” structure whereby the investment manager can appoint and replace both wholly-owned and unaffiliated sub-advisors, and enter into, amend and terminate sub-advisory agreements with such sub-advisors, each subject to board approval but without obtaining prior shareholder approval (Manager of Managers Structure). The Fund will, however, inform shareholders of the hiring of any new sub-advisor within 90 days after the hiring. The SEC exemptive order provides the Fund with greater flexibility and efficiency and alleviates the need for the Fund to incur the expense and delays associated with obtaining shareholder approval of such sub-advisory agreements.

The use of the Manager of Managers Structure with respect to the Fund is subject to certain conditions that are set forth in the SEC exemptive order. Under the Manager of Managers Structure, the investment manager has the ultimate responsibility, subject to oversight by the Fund's board of trustees, to oversee sub-advisors and recommend their hiring, termination and replacement. The investment manager will also, subject to the review and approval of the Fund's board of trustees: set the Fund's overall investment strategy; evaluate, select and recommend sub-advisors to manage all or a portion of the Fund's assets; and implement procedures reasonably designed to ensure that each sub-advisor complies with the Fund's investment goal, policies and restrictions. Subject to review by the Fund's board of trustees, the investment manager will allocate and, when appropriate, reallocate the Fund's assets among sub-advisors and monitor and evaluate the sub-advisors' performance.

## Financial Highlights

The Financial Highlights present the Fund's financial performance for the past five years or since its inception. Certain information reflects financial results for a single Fund share. The total returns represent the rate that an investor would have earned or lost on an investment in the Fund assuming reinvestment of dividends and capital gains. This information has been audited by PricewaterhouseCoopers LLP, an independent registered public accounting firm, whose report, along with the Fund's financial statements, are included in the annual report, which is available upon request.

## Franklin Income Fund - Class A

	Year Ended September 30,				
	2023	2022	2021	2020	2019
Per share operating performance (for a share outstanding throughout the year)					
Net asset value, beginning of year	\$2.14	\$2.47	\$2.08	\$2.30	\$2.32
Income from investment operations <sup>a</sup> :					
Net investment income <sup>b</sup>	0.09	0.07	0.08	0.08	0.08
Net realized and unrealized gains (losses)	0.09	(0.24)	0.42	(0.18)	0.02
Total from investment operations	0.18	(0.17)	0.50	(0.10)	0.10
Less distributions from:					
Net investment income	(0.13)	(0.11)	(0.11)	(0.12)	(0.12)
Net realized gains	—	(0.05)	—	—	—
Total distributions	(0.13)	(0.16)	(0.11)	(0.12)	(0.12)
<b>Net asset value, end of year</b>	<b>\$2.19</b>	<b>\$2.14</b>	<b>\$2.47</b>	<b>\$2.08</b>	<b>\$2.30</b>
Total return <sup>c</sup>	8.33%	(7.28)%	24.55%	(4.48)%	4.40%
Ratios to average net assets					
Expenses before waiver and payments by affiliates	0.71%	0.72%	0.72%	0.71%	0.72%
Expenses net of waiver and payments by affiliates	0.71% <sup>d</sup>	0.71% <sup>e</sup>	0.72% <sup>d,e</sup>	0.70% <sup>e</sup>	0.72% <sup>d,e</sup>
Net investment income	4.02%	3.08%	3.19%	3.64%	3.92%
Supplemental data					
Net assets, end of year (000's)	\$19,705,319	\$16,829,899	\$16,044,379	\$10,072,437	\$7,427,468
Portfolio turnover rate	56.23%	77.65%	68.93%	69.13%	43.63%

a. The amount shown for a share outstanding throughout the period may not correlate with the Statement of Operations for the period due to the timing of sales and repurchases of the Fund's shares in relation to income earned and/or fluctuating fair value of the investments of the Fund.

b. Based on average daily shares outstanding.

c. Total return does not reflect sales commissions or contingent deferred sales charges, if applicable.

d. Benefit of waiver and payments by affiliates rounds to less than 0.01%.

e. Benefit of expense reduction rounds to less than 0.01%.

## Franklin Income Fund - Class A1

	Year Ended September 30,				
	2023	2022	2021	2020	2019
Per share operating performance (for a share outstanding throughout the year)					
Net asset value, beginning of year	\$2.15	\$2.48	\$2.08	\$2.30	\$2.32
Income from investment operations <sup>a</sup> :					
Net investment income <sup>b</sup>	0.09	0.08	0.08	0.08	0.09
Net realized and unrealized gains (losses)	0.09	(0.24)	0.43	(0.18)	0.01
Total from investment operations	0.18	(0.16)	0.51	(0.10)	0.10
Less distributions from:					
Net investment income	(0.13)	(0.12)	(0.11)	(0.12)	(0.12)
Net realized gains	—	(0.05)	—	—	—
Total distributions	(0.13)	(0.17)	(0.11)	(0.12)	(0.12)
<b>Net asset value, end of year</b>	<b>\$2.20</b>	<b>\$2.15</b>	<b>\$2.48</b>	<b>\$2.08</b>	<b>\$2.30</b>
Total return <sup>c</sup>	8.43%	(7.10)%	25.19%	(4.39)%	4.50%
Ratios to average net assets					
Expenses before waiver and payments by affiliates	0.61%	0.62%	0.62%	0.61%	0.62%
Expenses net of waiver and payments by affiliates	0.61% <sup>d</sup>	0.61% <sup>e</sup>	0.62% <sup>d,e</sup>	0.60% <sup>e</sup>	0.62% <sup>d,e</sup>
Net investment income	4.11%	3.15%	3.32%	3.74%	4.02%
Supplemental data					
Net assets, end of year (000's)	\$29,633,019	\$30,236,582	\$35,704,730	\$32,693,224	\$39,625,649
Portfolio turnover rate	56.23%	77.65%	68.93%	69.13%	43.63%

a. The amount shown for a share outstanding throughout the period may not correlate with the Statement of Operations for the period due to the timing of sales and repurchases of the Fund's shares in relation to income earned and/or fluctuating fair value of the investments of the Fund.

b. Based on average daily shares outstanding.

c. Total return does not reflect sales commissions or contingent deferred sales charges, if applicable.

d. Benefit of waiver and payments by affiliates rounds to less than 0.01%.

e. Benefit of expense reduction rounds to less than 0.01%.

## Franklin Income Fund - Class C

	Year Ended September 30,				
	2023	2022	2021	2020	2019
Per share operating performance (for a share outstanding throughout the year)					
Net asset value, beginning of year	\$2.19	\$2.52	\$2.12	\$2.34	\$2.35
Income from investment operations <sup>a</sup> :					
Net investment income <sup>b</sup>	0.08	0.07	0.07	0.07	0.08
Net realized and unrealized gains (losses)	0.09	(0.25)	0.43	(0.18)	0.02
Total from investment operations	0.17	(0.18)	0.50	(0.11)	0.10
Less distributions from:					
Net investment income	(0.12)	(0.10)	(0.10)	(0.11)	(0.11)
Net realized gains	—	(0.05)	—	—	—
Total distributions	(0.12)	(0.15)	(0.10)	(0.11)	(0.11)
<b>Net asset value, end of year</b>	<b>\$2.24</b>	<b>\$2.19</b>	<b>\$2.52</b>	<b>\$2.12</b>	<b>\$2.34</b>
Total return <sup>c</sup>	8.19%	(7.89)%	24.09%	(4.80)%	4.35%
Ratios to average net assets					
Expenses before waiver and payments by affiliates	1.11%	1.12%	1.13%	1.11%	1.12%
Expenses net of waiver and payments by affiliates	1.11% <sup>d</sup>	1.11% <sup>e</sup>	1.12% <sup>e</sup>	1.10% <sup>e</sup>	1.12% <sup>d,e</sup>
Net investment income	3.61%	2.63%	2.84%	3.24%	3.52%
Supplemental data					
Net assets, end of year (000's)	\$4,905,480	\$5,654,802	\$7,507,658	\$9,339,238	\$13,488,627
Portfolio turnover rate	56.23%	77.65%	68.93%	69.13%	43.63%

a. The amount shown for a share outstanding throughout the period may not correlate with the Statement of Operations for the period due to the timing of sales and repurchases of the Fund's shares in relation to income earned and/or fluctuating fair value of the investments of the Fund.

b. Based on average daily shares outstanding.

c. Total return does not reflect sales commissions or contingent deferred sales charges, if applicable.

d. Benefit of waiver and payments by affiliates rounds to less than 0.01%.

e. Benefit of expense reduction rounds to less than 0.01%.

## Franklin Income Fund - Class R

	Year Ended September 30,				
	2023	2022	2021	2020	2019
Per share operating performance (for a share outstanding throughout the year)					
Net asset value, beginning of year	\$2.10	\$2.43	\$2.04	\$2.26	\$2.28
Income from investment operations <sup>a</sup> :					
Net investment income <sup>b</sup>	0.08	0.07	0.07	0.07	0.08
Net realized and unrealized gains (losses)	0.09	(0.24)	0.43	(0.18)	0.01
Total from investment operations	0.17	(0.17)	0.50	(0.11)	0.09
Less distributions from:					
Net investment income	(0.12)	(0.11)	(0.11)	(0.11)	(0.11)
Net realized gains	—	(0.05)	—	—	—
Total distributions	(0.12)	(0.16)	(0.11)	(0.11)	(0.11)
<b>Net asset value, end of year</b>	<b>\$2.15</b>	<b>\$2.10</b>	<b>\$2.43</b>	<b>\$2.04</b>	<b>\$2.26</b>
Total return	8.21%	(7.61)%	24.75%	(4.82)%	4.20%
Ratios to average net assets					
Expenses before waiver and payments by affiliates	0.96%	0.97%	0.97%	0.96%	0.97%
Expenses net of waiver and payments by affiliates	0.96% <sup>c</sup>	0.96% <sup>d</sup>	0.97% <sup>c,d</sup>	0.95% <sup>d</sup>	0.97% <sup>c,d</sup>
Net investment income	3.77%	2.84%	2.97%	3.40%	3.67%
Supplemental data					
Net assets, end of year (000's)	\$300,283	\$270,060	\$257,109	\$221,584	\$265,531
Portfolio turnover rate	56.23%	77.65%	68.93%	69.13%	43.63%

a. The amount shown for a share outstanding throughout the period may not correlate with the Statement of Operations for the period due to the timing of sales and repurchases of the Fund's shares in relation to income earned and/or fluctuating fair value of the investments of the Fund.

b. Based on average daily shares outstanding.

c. Benefit of waiver and payments by affiliates rounds to less than 0.01%.

d. Benefit of expense reduction rounds to less than 0.01%.

## Franklin Income Fund - Class R6

	Year Ended September 30,				
	2023	2022	2021	2020	2019
Per share operating performance (for a share outstanding throughout the year)					
Net asset value, beginning of year	\$2.14	\$2.47	\$2.07	\$2.29	\$2.30
Income from investment operations <sup>a</sup> :					
Net investment income <sup>b</sup>	0.10	0.08	0.08	0.09	0.10
Net realized and unrealized gains (losses)	0.09	(0.24)	0.44	(0.19)	0.01
Total from investment operations	0.19	(0.16)	0.52	(0.10)	0.11
Less distributions from:					
Net investment income	(0.14)	(0.12)	(0.12)	(0.12)	(0.12)
Net realized gains	—	(0.05)	—	—	—
Total distributions	(0.14)	(0.17)	(0.12)	(0.12)	(0.12)
<b>Net asset value, end of year</b>	<b>\$2.19</b>	<b>\$2.14</b>	<b>\$2.47</b>	<b>\$2.07</b>	<b>\$2.29</b>
Total return	9.17%	(7.38)%	25.53%	(4.23)%	5.17%
Ratios to average net assets					
Expenses before waiver and payments by affiliates	0.41%	0.42%	0.43%	0.40%	0.41%
Expenses net of waiver and payments by affiliates	0.40%	0.40% <sup>c</sup>	0.41% <sup>c</sup>	0.39% <sup>c</sup>	0.40% <sup>c</sup>
Net investment income	4.35%	3.43%	3.50%	3.96%	4.24%
Supplemental data					
Net assets, end of year (000's)	\$1,662,931	\$1,158,685	\$748,355	\$1,626,735	\$1,902,027
Portfolio turnover rate	56.23%	77.65%	68.93%	69.13%	43.63%

a. The amount shown for a share outstanding throughout the period may not correlate with the Statement of Operations for the period due to the timing of sales and repurchases of the Fund's shares in relation to income earned and/or fluctuating fair value of the investments of the Fund.

b. Based on average daily shares outstanding.

c. Benefit of expense reduction rounds to less than 0.01%.



**Franklin Income Fund - Advisor Class**

	Year Ended September 30,				
	2023	2022	2021	2020	2019
Per share operating performance (for a share outstanding throughout the year)					
Net asset value, beginning of year	\$2.13	\$2.46	\$2.07	\$2.28	\$2.30
Income from investment operations <sup>a</sup> :					
Net investment income <sup>b</sup>	0.10	0.08	0.08	0.08	0.09
Net realized and unrealized gains (losses)	0.09	(0.24)	0.43	(0.17)	0.01
Total from investment operations	0.19	(0.16)	0.51	(0.09)	0.10
Less distributions from:					
Net investment income	(0.14)	(0.12)	(0.12)	(0.12)	(0.12)
Net realized gains	—	(0.05)	—	—	—
Total distributions	(0.14)	(0.17)	(0.12)	(0.12)	(0.12)
<b>Net asset value, end of year</b>	<b>\$2.18</b>	<b>\$2.13</b>	<b>\$2.46</b>	<b>\$2.07</b>	<b>\$2.28</b>
Total return	9.16%	(7.44)%	24.98%	(3.86)%	4.65%
Ratios to average net assets					
Expenses before waiver and payments by affiliates	0.46%	0.47%	0.47%	0.46%	0.47%
Expenses net of waiver and payments by affiliates	0.46% <sup>c</sup>	0.46% <sup>d</sup>	0.47% <sup>c,d</sup>	0.45% <sup>d</sup>	0.47% <sup>c,d</sup>
Net investment income	4.27%	3.32%	3.46%	3.89%	4.17%
Supplemental data					
Net assets, end of year (000's)	\$12,941,766	\$11,638,757	\$11,969,691	\$9,712,076	\$11,816,599
Portfolio turnover rate	56.23%	77.65%	68.93%	69.13%	43.63%

a. The amount shown for a share outstanding throughout the period may not correlate with the Statement of Operations for the period due to the timing of sales and repurchases of the Fund's shares in relation to income earned and/or fluctuating fair value of the investments of the Fund.

b. Based on average daily shares outstanding.

c. Benefit of waiver and payments by affiliates rounds to less than 0.01%.

d. Benefit of expense reduction rounds to less than 0.01%.

# Franklin U.S. Government Securities Fund

## Investment Goal

The Fund's investment goal is income.

## Principal Investment Policies and Practices

Under normal market conditions, the Fund invests at least 80% of its net assets in U.S. government securities. Shareholders will be given at least 60 days' advance notice of any change to the 80% policy regarding investment in U.S. government securities. The Fund presently invests substantially all of its assets in Government National Mortgage Association obligations (Ginnie Maes).

Ginnie Maes represent an ownership interest in mortgage loans pooled together for sale to investors to finance purchases of homes. The mortgage loans may have either fixed or adjustable interest rates. As the underlying mortgage loans are paid off, Ginnie Maes provide investors with monthly payments of interest and principal as well as any unscheduled prepayments on the underlying mortgage loans.

Ginnie Maes carry a guarantee as to the timely repayment of principal and interest that is backed by the full faith and credit of the U.S. government. The full faith and credit guarantee does not apply to the market prices and yields of the Ginnie Maes or to the net asset value or performance of the Fund, which will vary with changes in interest rates and other market conditions.

The Fund may also invest in other U.S. government securities, which are also backed by the full faith and credit of the U.S. government, such as U.S. Treasury STRIPS, bills, bonds and notes. The Fund's short-term investments include short-term government securities and cash. The Fund may also invest in repurchase agreements collateralized by U.S. government securities.

The Fund may purchase or sell mortgage-backed securities on a delayed delivery or forward commitment basis through the "to-be-announced" (TBA) market. With TBA transactions, the particular securities to be delivered are not identified at the trade date but the delivered securities must meet specified terms and standards (such as yield, duration, and credit quality).

In addition, the Fund may invest in mortgage dollar rolls. In a mortgage dollar roll, the Fund sells or buys mortgage-backed securities for delivery in the current month and simultaneously contracts to repurchase substantially similar (same type, coupon, and maturity) securities on a specified future date. During the period between the sale and repurchase, the Fund forgoes principal and interest paid on the mortgage-backed securities. The Fund earns money on a mortgage dollar roll from any difference between the sale price and the future purchase price, as well as the interest earned on the cash proceeds of the initial sale. The Fund will invest

only in covered mortgage dollar rolls, meaning that the Fund establishes a segregated account with liquid securities equal in value to the securities it will repurchase.

### Temporary Investments

When the investment manager believes market or economic conditions are unfavorable for investors, the investment manager may invest up to 100% of the Fund's assets in a temporary defensive manner by holding all or a substantial portion of its assets in cash, cash equivalents or other high quality short-term investments. Temporary defensive investments generally may include short-term U.S. government securities, high grade commercial paper, bank obligations, repurchase agreements, money market fund shares (including shares of an affiliated money market fund), and other money market instruments. The investment manager also may invest in these types of securities or hold cash while looking for suitable investment opportunities or to maintain liquidity. In these circumstances, the Fund may be unable to achieve its investment goal.

### Principal Risks

**Interest Rate:** Interest rate changes can be sudden and unpredictable, and are influenced by a number of factors, including government policy, monetary policy, inflation expectations, perceptions of risk, and supply of and demand for bonds. Changes in government or central bank policy, including changes in tax policy or changes in a central bank's implementation of specific policy goals, may have a substantial impact on interest rates. There can be no guarantee that any particular government or central bank policy will be continued, discontinued or changed, nor that any such policy will have the desired effect on interest rates. Debt securities generally tend to lose market value when interest rates rise and increase in value when interest rates fall. A rise in interest rates also has the potential to cause investors to rapidly sell fixed income securities. A substantial increase in interest rates may also have an adverse impact on the liquidity of a debt security, especially those with longer maturities or durations. Securities with longer maturities or durations or lower coupons or that make little (or no) interest payments before maturity tend to be more sensitive to interest rate changes.

**Prepayment:** Debt securities are subject to prepayment risk when the issuer can "call" the security, or repay principal, in whole or in part, prior to the security's maturity. When the Fund reinvests the prepayments of principal it receives, it may receive a rate of interest that is lower than the rate on the existing security, potentially lowering the Fund's income, yield and its distributions to shareholders. Securities subject to partial or complete prepayment(s) may offer less potential for gains during a declining interest rate environment and have greater price volatility. Prepayment risk is greater in periods of falling interest rates for fixed-rate

investments, and for floating or variable rate securities, rising interest rates generally increase the risk of refinancings or prepayments.

**Extension:** The market value of some fixed rate debt securities (such as certain asset-backed and mortgage-backed securities) will be adversely affected when bond calls or prepayments on underlying mortgages or other assets are less or slower than anticipated, particularly when interest rates rise. When that occurs, the effective maturity date of the Fund's investment may be extended, resulting in an increase in interest rate sensitivity to that of a longer-term instrument. Such extension may also effectively lock-in a below market interest rate and reduce the value of the debt security.

**Ginnie Maes:** Ginnie Maes differ from conventional debt securities, such as Treasury securities, because principal is paid back monthly over the life of the security rather than at maturity. The Fund may receive unscheduled payments of principal due to voluntary prepayments, refinancing or foreclosure on the underlying mortgage loans. During periods of declining interest rates, the volume of principal prepayments generally increases as borrowers refinance their mortgages at lower rates. The Fund may be forced to reinvest returned principal at lower interest rates, reducing the Fund's income. For this reason, Ginnie Maes may be less effective than some other types of securities as a means of "locking in" long-term interest rates and may have less potential for capital appreciation during periods of falling interest rates than some other investments with similar maturities. A reduction in the anticipated rate of principal prepayments, especially during periods of rising interest rates, may increase the effective maturity of Ginnie Maes, making them more susceptible than some other debt securities to a decline in market value when interest rates rise. This could increase the volatility of the Fund's performance and share price.

**Income:** The Fund's distributions to shareholders may decline when prevailing interest rates fall, when the Fund experiences defaults on debt securities it holds or when the Fund realizes a loss upon the sale of a debt security. The Fund's income generally declines during periods of falling benchmark interest rates because the Fund must reinvest the proceeds it receives from existing investments (upon their maturity, prepayment, amortization, sale, call, or buy-back) at a lower rate of interest or return.

**Credit:** U.S. government investments generally have the least credit risk but are not completely free of credit risk. The Fund may incur losses on debt securities that are inaccurately perceived to present a different amount of credit risk by the market, the investment manager or the rating agencies than such securities actually do. Any downgrade of securities issued by the U.S. government may result in a downgrade of securities issued by its agencies or instrumentalities, including securities issued by Ginnie Mae. While securities issued by Ginnie Mae are backed

by the full faith and credit of the U.S. Government, guarantees of principal and interest do not apply to market prices, yields or the Fund's share price.

**Management:** The Fund is actively managed and could experience losses (realized and unrealized) if the investment manager's judgment about markets, interest rates or the attractiveness, relative values, liquidity, or potential appreciation of particular investments made for the Fund's portfolio prove to be incorrect. The Fund could also experience losses if there are imperfections, errors or limitations in the models, tools, and data used by the investment manager or if the investment manager's techniques or investment decisions do not produce the desired results. Additionally, legislative, regulatory, or tax developments may affect the investment techniques available to the investment manager in connection with managing the Fund and may also adversely affect the ability of the Fund to achieve its investment goal.

**Market:** The market values of securities or other investments owned by the Fund will go up or down, sometimes rapidly or unpredictably. The Fund's investments may decline in value due to factors affecting individual issuers (such as the results of supply and demand), or sectors within the securities markets. The value of a security or other investment also may go up or down due to general market conditions that are not specifically related to a particular issuer, such as real or perceived adverse economic conditions, changes in interest rates or exchange rates, or adverse investor sentiment generally. Furthermore, events involving limited liquidity, defaults, non-performance or other adverse developments that affect one industry, such as the financial services industry, or concerns or rumors about any events of these kinds, have in the past and may in the future lead to market-wide liquidity problems, may spread to other industries, and could negatively affect the value and liquidity of the Fund's investments. In addition, unexpected events and their aftermaths, such as the spread of diseases; natural, environmental or man-made disasters; financial, political or social disruptions; terrorism and war; and other tragedies or catastrophes, can cause investor fear and panic, which can adversely affect the economies of many companies, sectors, nations, regions and the market in general, in ways that cannot necessarily be foreseen. During a general downturn in the securities markets, multiple asset classes may decline in value. When markets perform well, there can be no assurance that securities or other investments held by the Fund will participate in or otherwise benefit from the advance.

The global outbreak of the novel strain of coronavirus, COVID-19 and its subsequent variants, has resulted in market closures and dislocations, extreme volatility, liquidity constraints and increased trading costs. The long-term impact on economies, markets, industries and individual issuers is not known. Some sectors of the economy and individual issuers have experienced or may experience particularly large losses. Periods of extreme volatility in the financial markets;

reduced liquidity of many instruments; and disruptions to supply chains, consumer demand and employee availability, may continue for some time. The U.S. government and the Federal Reserve, as well as certain foreign governments and central banks, have taken extraordinary action to support local and global economies and the financial markets in response to the COVID-19 pandemic. This and other government interventions into the economy and financial markets may not work as intended, and have resulted in a large expansion of government deficits and debt, the long term consequences of which are not known. In addition, the COVID-19 pandemic, and measures taken to mitigate its effects, could result in disruptions to the services provided to the Fund by its service providers.

**When-Issued and Delayed Delivery Transactions:** Mortgage-backed securities may be issued on a when-issued or delayed delivery basis, where payment and delivery take place at a future date. Because the market price of the security may fluctuate during the time before payment and delivery, the Fund assumes the risk that the value of the security at delivery may be more or less than the purchase price.

**Mortgage Dollar Rolls:** In a mortgage dollar roll, the Fund takes the risk that the market price of the mortgage-backed securities will drop below their future purchase price. The Fund also takes the risk that the mortgage-backed securities that it repurchases at a later date will have less favorable market characteristics than the securities originally sold (e.g., greater prepayment risk). When the Fund uses a mortgage dollar roll, it is also subject to the risk that the other party to the agreement will not be able to perform. Mortgage dollar rolls add leverage to the Fund's portfolio and increase the Fund's sensitivity to interest rate changes. In addition, investment in mortgage dollar rolls will increase the Fund's portfolio turnover rate.

**Liquidity:** Liquidity risk exists when the markets for particular securities or types of securities or other investments are or become relatively illiquid so that the Fund is unable, or it becomes more difficult for the Fund, to sell the security or other investment at the price at which the Fund has valued the security. Illiquidity may result from political, economic or issuer specific events; supply/demand imbalances; changes in a specific market's size or structure, including the number of participants; or overall market disruptions. Securities or other investments with reduced liquidity or that become illiquid may involve greater risk than securities with more liquid markets. Market prices or quotations for illiquid securities may be volatile, and there may be large spreads between bid and ask prices. Reduced liquidity may have an adverse impact on market price and the Fund's ability to sell particular securities when necessary to meet the Fund's liquidity needs, which may arise or increase in response to a specific economic event or because the investment manager wishes to purchase particular investments or believes that a higher level of liquidity would be advantageous. An investment may become illiquid

if the Fund and its affiliates receive material non-public information about the issuer or the investment. To the extent that the Fund and its affiliates hold a significant portion of an issuer's outstanding securities, the Fund may be subject to greater liquidity risk than if the issuer's securities were more widely held.

**Cybersecurity:** Cybersecurity incidents, both intentional and unintentional, may allow an unauthorized party to gain access to Fund assets, Fund or customer data (including private shareholder information), or proprietary information, cause the Fund, the investment manager, and/or their service providers (including, but not limited to, Fund accountants, custodians, sub-custodians, transfer agents and financial intermediaries) to suffer data breaches, data corruption or loss of operational functionality or prevent Fund investors from purchasing, redeeming or exchanging shares or receiving distributions. The investment manager has limited ability to prevent or mitigate cybersecurity incidents affecting third party service providers, and such third party service providers may have limited indemnification obligations to the Fund or the investment manager. Cybersecurity incidents may result in financial losses to the Fund and its shareholders, and substantial costs may be incurred in an effort to prevent or mitigate future cybersecurity incidents. Issuers of securities in which the Fund invests are also subject to cybersecurity risks, and the value of these securities could decline if the issuers experience cybersecurity incidents.

Because technology is frequently changing, new ways to carry out cyber attacks are always developing. Therefore, there is a chance that some risks have not been identified or prepared for, or that an attack may not be detected, which puts limitations on the Fund's ability to plan for or respond to a cyber attack. Like other funds and business enterprises, the Fund, the investment manager, and their service providers are subject to the risk of cyber incidents occurring from time to time.

More detailed information about the Fund and its policies and risks can be found in the Fund's Statement of Additional Information (SAI).

A description of the Fund's policies and procedures regarding the release of portfolio holdings information is also available in the Fund's SAI. Portfolio holdings information can be viewed online at [franklintempleton.com](http://franklintempleton.com).

## Management

Franklin Advisers, Inc. (Advisers or investment manager), One Franklin Parkway, San Mateo, CA 94403-1906, is the Fund's investment manager. Advisers is a wholly-owned subsidiary of Franklin Resources, Inc. (Resources). Together, Advisers and its affiliates manage, as of December 31, 2023, approximately \$1.45 trillion in assets, and have been in the investment management business since 1947.

The Fund is managed by a team of dedicated professionals focused on investments in U.S. government securities. The portfolio managers of the team are as follows:

**Paul Varunok Senior Vice President of Advisers**

Mr. Varunok has been a portfolio manager of the Fund since 2003. He joined Franklin Templeton in 2001.

**Neil Dhruv Vice President of Advisers**

Mr. Dhruv has been a portfolio manager of the Fund since 2019. He joined Franklin Templeton in 2002.

Messrs. Varunok and Dhruv are jointly and primarily responsible for the day-to-day management of the Fund. Each manager has equal authority over all aspects of the Funds' investment portfolio, including but not limited to, purchases and sales of individual securities, portfolio risk assessment, and the management of daily cash balances in accordance with anticipated investment management requirements. The degree to which each portfolio manager may perform these functions, and the nature of these functions, may change from time to time.

The Fund's SAI provides additional information about portfolio manager compensation, other accounts that they manage and their ownership of Fund shares.

The Fund pays Advisers a fee for managing the Fund's assets.

Advisers has agreed to reduce its fees to reflect reduced services resulting from the Fund's investments in Franklin Templeton affiliated funds. In addition, transfer agency fees on Class R6 shares of the Fund have been capped so that transfer agency fees for that class do not exceed 0.03%. These arrangements are expected to continue until January 31, 2025. During the terms, the fee waiver and expense reimbursement agreements may not be terminated or amended without approval of the board of trustees except to add series or classes, to reflect the extension of termination dates or to lower the waiver and expense limitation.

For the fiscal year ended September 30, 2023, the Fund paid Advisers an effective management fee of 0.45% of the Fund's average net assets for investment management services.

A discussion regarding the basis for the board of trustees' approval of the Fund's investment management agreement is available in the Fund's annual report for the period ended September 30, 2023.

**Manager of Managers Structure**

The investment manager and the Trust have received an exemptive order from the SEC that allows the Fund to operate in a "manager of managers" structure whereby the investment manager can appoint and replace both wholly-owned and unaffiliated sub-advisors, and enter into, amend and terminate sub-advisory



agreements with such sub-advisors, each subject to board approval but without obtaining prior shareholder approval (Manager of Managers Structure). The Fund will, however, inform shareholders of the hiring of any new sub-advisor within 90 days after the hiring. The SEC exemptive order provides the Fund with greater flexibility and efficiency and alleviates the need for the Fund to incur the expense and delays associated with obtaining shareholder approval of such sub-advisory agreements.

The use of the Manager of Managers Structure with respect to the Fund is subject to certain conditions that are set forth in the SEC exemptive order. Under the Manager of Managers Structure, the investment manager has the ultimate responsibility, subject to oversight by the Fund's board of trustees, to oversee sub-advisors and recommend their hiring, termination and replacement. The investment manager will also, subject to the review and approval of the Fund's board of trustees: set the Fund's overall investment strategy; evaluate, select and recommend sub-advisors to manage all or a portion of the Fund's assets; and implement procedures reasonably designed to ensure that each sub-advisor complies with the Fund's investment goal, policies and restrictions. Subject to review by the Fund's board of trustees, the investment manager will allocate and, when appropriate, reallocate the Fund's assets among sub-advisors and monitor and evaluate the sub-advisors' performance.

## Financial Highlights

The Financial Highlights present the Fund's financial performance for the past five years or since its inception. Certain information reflects financial results for a single Fund share. The total returns represent the rate that an investor would have earned or lost on an investment in the Fund assuming reinvestment of dividends and capital gains. This information has been audited by PricewaterhouseCoopers LLP, an independent registered public accounting firm, whose report, along with the Fund's financial statements, are included in the annual report, which is available upon request.

**Franklin U.S. Government Securities Fund - Class A**

	Year Ended September 30,				
	2023	2022	2021	2020	2019
Per share operating performance (for a share outstanding throughout the year)					
Net asset value, beginning of year	\$5.03	\$5.89	\$6.09	\$6.07	\$5.86
Income from investment operations <sup>a</sup> :					
Net investment income <sup>b</sup>	0.12	0.08	0.05	0.10	0.14
Net realized and unrealized gains (losses)	(0.14)	(0.81)	(0.12)	0.08	0.25
Total from investment operations	(0.02)	(0.73)	(0.07)	0.18	0.39
Less distributions from:					
Net investment income	(0.15)	(0.13)	(0.13)	(0.16)	(0.18)
<b>Net asset value, end of year</b>	<b>\$4.86</b>	<b>\$5.03</b>	<b>\$5.89</b>	<b>\$6.09</b>	<b>\$6.07</b>
Total return <sup>c</sup>	(0.49)%	(12.50)%	(1.15)%	3.01%	6.70%
Ratios to average net assets					
Expenses before waiver and payments by affiliates	0.81%	0.87%	0.87%	0.89%	0.89%
Expenses net of waiver and payments by affiliates	0.80%	0.86% <sup>d</sup>	0.87% <sup>d,e</sup>	0.88% <sup>d</sup>	0.88% <sup>d</sup>
Net investment income	2.45%	1.44%	0.79%	1.58%	2.36%
Supplemental data					
Net assets, end of year (000's)	\$607,527	\$687,607	\$1,020,574	\$1,097,545	\$336,646
Portfolio turnover rate	2.81%	53.63%	89.16%	65.54%	41.34%

a. The amount shown for a share outstanding throughout the period may not correlate with the Statement of Operations for the period due to the timing of sales and repurchases of the Fund's shares in relation to income earned and/or fluctuating fair value of the investments of the Fund.

b. Based on average daily shares outstanding.

c. Total return does not reflect sales commissions or contingent deferred sales charges, if applicable.

d. Benefit of expense reduction rounds to less than 0.01%.

e. Benefit of waiver and payments by affiliates rounds to less than 0.01%.

## Franklin U.S. Government Securities Fund - Class A1

	Year Ended September 30,				
	2023	2022	2021	2020	2019
Per share operating performance (for a share outstanding throughout the year)					
Net asset value, beginning of year	\$5.03	\$5.90	\$6.09	\$6.07	\$5.85
Income from investment operations <sup>a</sup> :					
Net investment income <sup>b</sup>	0.13	0.09	0.05	0.10	0.15
Net realized and unrealized gains (losses)	(0.14)	(0.82)	(0.10)	0.09	0.25
Total from investment operations	(0.01)	(0.73)	(0.05)	0.19	0.40
Less distributions from:					
Net investment income	(0.16)	(0.14)	(0.14)	(0.17)	(0.18)
<b>Net asset value, end of year</b>	<b>\$4.86</b>	<b>\$5.03</b>	<b>\$5.90</b>	<b>\$6.09</b>	<b>\$6.07</b>
Total return <sup>c</sup>	(0.38)%	(12.55)%	(0.89)%	3.09%	6.94%
Ratios to average net assets					
Expenses before waiver and payments by affiliates	0.70%	0.76%	0.77%	0.78%	0.79%
Expenses net of waiver and payments by affiliates	0.69%	0.76% <sup>d,e</sup>	0.76% <sup>d</sup>	0.77% <sup>d</sup>	0.78% <sup>d</sup>
Net investment income	2.55%	1.56%	0.90%	1.69%	2.46%
Supplemental data					
Net assets, end of year (000's)	\$1,362,598	\$1,592,268	\$2,104,978	\$2,661,888	\$2,885,194
Portfolio turnover rate	2.81%	53.63%	89.16%	65.54%	41.34%

a. The amount shown for a share outstanding throughout the period may not correlate with the Statement of Operations for the period due to the timing of sales and repurchases of the Fund's shares in relation to income earned and/or fluctuating fair value of the investments of the Fund.

b. Based on average daily shares outstanding.

c. Total return does not reflect sales commissions or contingent deferred sales charges, if applicable.

d. Benefit of expense reduction rounds to less than 0.01%.

e. Benefit of waiver and payments by affiliates rounds to less than 0.01%.

**Franklin U.S. Government Securities Fund - Class C**

	Year Ended September 30,				
	2023	2022	2021	2020	2019
Per share operating performance (for a share outstanding throughout the year)					
Net asset value, beginning of year	\$5.00	\$5.85	\$6.04	\$6.03	\$5.81
Income from investment operations <sup>a</sup> :					
Net investment income <sup>b</sup>	0.10	0.06	0.02	0.07	0.12
Net realized and unrealized gains (losses)	(0.15)	(0.80)	(0.10)	0.08	0.25
Total from investment operations	(0.05)	(0.74)	(0.08)	0.15	0.37
Less distributions from:					
Net investment income	(0.13)	(0.11)	(0.11)	(0.14)	(0.15)
<b>Net asset value, end of year</b>	<b>\$4.82</b>	<b>\$5.00</b>	<b>\$5.85</b>	<b>\$6.04</b>	<b>\$6.03</b>
Total return <sup>c</sup>	(1.12)%	(12.77)%	(1.41)%	2.43%	6.45%
Ratios to average net assets					
Expenses before waiver and payments by affiliates	1.21%	1.27%	1.27%	1.29%	1.29%
Expenses net of waiver and payments by affiliates	1.20%	1.26% <sup>d</sup>	1.27% <sup>d,e</sup>	1.28% <sup>d</sup>	1.28% <sup>d</sup>
Net investment income	2.04%	1.04%	0.39%	1.18%	1.96%
Supplemental data					
Net assets, end of year (000's)	\$60,693	\$116,145	\$196,643	\$354,483	\$389,021
Portfolio turnover rate	2.81%	53.63%	89.16%	65.54%	41.34%

a. The amount shown for a share outstanding throughout the period may not correlate with the Statement of Operations for the period due to the timing of sales and repurchases of the Fund's shares in relation to income earned and/or fluctuating fair value of the investments of the Fund.

b. Based on average daily shares outstanding.

c. Total return does not reflect sales commissions or contingent deferred sales charges, if applicable.

d. Benefit of expense reduction rounds to less than 0.01%.

e. Benefit of waiver and payments by affiliates rounds to less than 0.01%.

## Franklin U.S. Government Securities Fund - Class R

	Year Ended September 30,				
	2023	2022	2021	2020	2019
Per share operating performance (for a share outstanding throughout the year)					
Net asset value, beginning of year	\$5.03	\$5.89	\$6.09	\$6.07	\$5.85
Income from investment operations <sup>a</sup> :					
Net investment income <sup>b</sup>	0.11	0.07	0.03	0.08	0.13
Net realized and unrealized gains (losses)	(0.14)	(0.81)	(0.11)	0.08	0.25
Total from investment operations	(0.03)	(0.74)	(0.08)	0.16	0.38
Less distributions from:					
Net investment income	(0.14)	(0.12)	(0.12)	(0.14)	(0.16)
<b>Net asset value, end of year</b>	<b>\$4.86</b>	<b>\$5.03</b>	<b>\$5.89</b>	<b>\$6.09</b>	<b>\$6.07</b>
Total return	(0.74)%	(12.72)%	(1.41)%	2.73%	6.58%
Ratios to average net assets					
Expenses before waiver and payments by affiliates	1.05%	1.12%	1.11%	1.13%	1.14%
Expenses net of waiver and payments by affiliates	1.05% <sup>c</sup>	1.11% <sup>d</sup>	1.11% <sup>c,d</sup>	1.12% <sup>d</sup>	1.13% <sup>d</sup>
Net investment income	2.20%	1.20%	0.55%	1.34%	2.11%
Supplemental data					
Net assets, end of year (000's)	\$14,078	\$15,476	\$19,513	\$27,746	\$32,906
Portfolio turnover rate	2.81%	53.63%	89.16%	65.54%	41.34%

a. The amount shown for a share outstanding throughout the period may not correlate with the Statement of Operations for the period due to the timing of sales and repurchases of the Fund's shares in relation to income earned and/or fluctuating fair value of the investments of the Fund.

b. Based on average daily shares outstanding.

c. Benefit of waiver and payments by affiliates rounds to less than 0.01%.

d. Benefit of expense reduction rounds to less than 0.01%.

## Franklin U.S. Government Securities Fund - Class R6

	Year Ended September 30,				
	2023	2022	2021	2020	2019
Per share operating performance (for a share outstanding throughout the year)					
Net asset value, beginning of year	\$5.06	\$5.92	\$6.12	\$6.10	\$5.87
Income from investment operations <sup>a</sup> :					
Net investment income <sup>b</sup>	0.14	0.10	0.07	0.12	0.16
Net realized and unrealized gains (losses)	(0.15)	(0.81)	(0.12)	0.08	0.27
Total from investment operations	(0.01)	(0.71)	(0.05)	0.20	0.43
Less distributions from:					
Net investment income	(0.17)	(0.15)	(0.15)	(0.18)	(0.20)
<b>Net asset value, end of year</b>	<b>\$4.88</b>	<b>\$5.06</b>	<b>\$5.92</b>	<b>\$6.12</b>	<b>\$6.10</b>
Total return	(0.34)%	(12.11)%	(0.80)%	3.34%	7.39%
Ratios to average net assets					
Expenses before waiver and payments by affiliates	0.46%	0.50%	0.53%	0.54%	0.51%
Expenses net of waiver and payments by affiliates	0.45%	0.50% <sup>c,d</sup>	0.51% <sup>c</sup>	0.52% <sup>c</sup>	0.50% <sup>c</sup>
Net investment income	2.80%	1.81%	1.15%	1.96%	2.74%
Supplemental data					
Net assets, end of year (000's)	\$204,317	\$202,611	\$304,650	\$361,791	\$573,957
Portfolio turnover rate	2.81%	53.63%	89.16%	65.54%	41.34%

a. The amount shown for a share outstanding throughout the period may not correlate with the Statement of Operations for the period due to the timing of sales and repurchases of the Fund's shares in relation to income earned and/or fluctuating fair value of the investments of the Fund.

b. Based on average daily shares outstanding.

c. Benefit of expense reduction rounds to less than 0.01%.

d. Benefit of waiver and payments by affiliates rounds to less than 0.01%.

## Franklin U.S. Government Securities Fund - Advisor Class

	Year Ended September 30,				
	2023	2022	2021	2020	2019
Per share operating performance (for a share outstanding throughout the year)					
Net asset value, beginning of year	\$5.05	\$5.92	\$6.11	\$6.10	\$5.87
Income from investment operations <sup>a</sup> :					
Net investment income <sup>b</sup>	0.14	0.09	0.06	0.11	0.16
Net realized and unrealized gains (losses)	(0.15)	(0.81)	(0.10)	0.07	0.26
Total from investment operations	(0.01)	(0.72)	(0.04)	0.18	0.42
Less distributions from:					
Net investment income	(0.16)	(0.15)	(0.15)	(0.17)	(0.19)
<b>Net asset value, end of year</b>	<b>\$4.88</b>	<b>\$5.05</b>	<b>\$5.92</b>	<b>\$6.11</b>	<b>\$6.10</b>
Total return	(0.24)%	(12.39)%	(0.74)%	3.23%	7.08%
Ratios to average net assets					
Expenses before waiver and payments by affiliates	0.55%	0.62%	0.62%	0.64%	0.64%
Expenses net of waiver and payments by affiliates	0.55% <sup>c</sup>	0.61% <sup>d</sup>	0.62% <sup>c,d</sup>	0.63% <sup>d</sup>	0.63% <sup>d</sup>
Net investment income	2.70%	1.67%	1.04%	1.84%	2.61%
Supplemental data					
Net assets, end of year (000's)	\$262,569	\$300,303	\$692,010	\$743,012	\$946,318
Portfolio turnover rate	2.81%	53.63%	89.16%	65.54%	41.34%

a. The amount shown for a share outstanding throughout the period may not correlate with the Statement of Operations for the period due to the timing of sales and repurchases of the Fund's shares in relation to income earned and/or fluctuating fair value of the investments of the Fund.

b. Based on average daily shares outstanding.

c. Benefit of waiver and payments by affiliates rounds to less than 0.01%.

d. Benefit of expense reduction rounds to less than 0.01%.



# Franklin Utilities Fund

## Investment Goal

The Fund's investment goals are capital appreciation and current income.

## Principal Investment Policies and Practices

Under normal market conditions, the Fund invests at least 80% of its net assets in the securities of public utilities companies. These are companies that provide electricity, natural gas, water, and communications services to the public and companies that provide services to public utilities companies. Shareholders will be given at least 60 days' advance notice of any change to the 80% policy regarding investment in securities of public utilities companies. The Fund concentrates (invests more than 25% of its total assets) in companies operating in the utilities industry.

The Fund searches for the best return opportunities available in the global utilities arena with a specific focus on the U.S. electricity and gas sector. Generally, the Fund seeks to invest in companies producing a high percentage of earnings from their regulated operations.

The Fund invests primarily in equity securities, which consist mainly of common stocks. An equity security represents a proportionate share, or the right to acquire a proportionate share, of the ownership of a company; its value is based on the success of the company's business and the value of its assets, as well as general market conditions. Common stocks, preferred stocks and convertible securities are examples of equity securities. A convertible security is generally a debt security or preferred stock that may be converted within a specified period of time into common stock of the same or a different issuer. The Fund may invest in convertible securities without regard to the ratings assigned by ratings services.

Alongside traditional financial and economic analyses, the investment manager assesses the potential impacts of material environmental, social and governance (ESG) factors on an issuer, which the investment manager believes provide a measure of the issuer's sustainability. In analyzing ESG factors, the investment manager assesses whether an issuer's practices pose a material financial risk or opportunity. Consideration of ESG factors and risks is only one component of the investment manager's assessment of eligible investments and may not be a determinative factor in the investment manager's final decision on whether to invest in a security. In addition, the weight given to ESG factors may vary across types of investments, industries, regions and issuers and ESG factors and weights considered may change over time. In certain circumstances, there may be times when not every investment is assessed for ESG factors and, when they are, not every ESG factor may be identified or evaluated.

## Temporary Investments

When the investment manager believes market or economic conditions are unfavorable for investors, the investment manager may invest up to 100% of the Fund's assets in a temporary defensive manner by holding all or a substantial portion of its assets in cash, cash equivalents or other high quality short-term investments. Temporary defensive investments generally may include short-term U.S. government securities, high grade commercial paper, bank obligations, repurchase agreements, money market fund shares (including shares of an affiliated money market fund), and other money market instruments. The investment manager also may invest in these types of securities or hold cash while looking for suitable investment opportunities or to maintain liquidity. In these circumstances, the Fund may be unable to achieve its investment goal.

## Principal Risks

**Utilities Industry:** Utility company equity securities historically have been sensitive to interest rate movements: when interest rates have risen, the stock prices of these companies have tended to fall.

The Fund's performance is closely tied to conditions affecting the public utilities industry. These conditions may change rapidly. Regulatory changes in certain states have led to greater competition in the industry and the emergence of non-regulated providers as a significant part of the industry, and could impact the operations of regulated providers and increase cost of compliance. While regulated providers tend to have regulated returns, non-regulated providers' returns are not regulated and generally are more volatile. These developments have reduced stability of cash flows in those states with non-regulated providers and could impact the short-term earnings potential of some in this industry. These trends have also made shares of some utility companies less sensitive to interest rate changes but more sensitive to changes in revenue and earnings and caused them to reduce the ratio of their earnings they pay out as dividends.

In addition, the industry is subject to a variety of risks specific to this industry: utilities may find it difficult to obtain adequate returns on invested capital in spite of rate increases or because rate increases become increasingly difficult to obtain; they may face difficulty in financing large construction programs during inflationary and rising interest rate periods; utilities are subject to many restrictions on operations and increased costs due to environmental and safety regulations; utilities may face difficulties in obtaining fuel sources, such as coal, for electric generation at reasonable prices; utilities may face risks associated with the operation of nuclear power plants (including litigation, issues associated with the use of radioactive materials and the effects of natural or man-made disasters); utilities may face greater demands in providing reliable service with the increasing complexity of the power grid; utilities also may be subject to adverse effects of the

results of energy conservation programs as well as other factors affecting the level of demand for services. The distribution side of the utilities industry faces increased operational costs related to the natural aging of equipment and the related costs required to provide maintenance, upgrades or replacements to such equipment to insure safe and reliable utility operations. State and other regulators monitor and control utility revenues and costs, and therefore may limit utility profits and dividends paid to investors. Regulatory authorities also may restrict a utility company's access to new markets, thereby diminishing the company's long-term prospects.

**Market:** The market values of securities or other investments owned by the Fund will go up or down, sometimes rapidly or unpredictably. The Fund's investments may decline in value due to factors affecting individual issuers (such as the results of supply and demand), or sectors within the securities markets. The value of a security or other investment also may go up or down due to general market conditions that are not specifically related to a particular issuer, such as real or perceived adverse economic conditions, changes in interest rates or exchange rates, or adverse investor sentiment generally. Furthermore, events involving limited liquidity, defaults, non-performance or other adverse developments that affect one industry, such as the financial services industry, or concerns or rumors about any events of these kinds, have in the past and may in the future lead to market-wide liquidity problems, may spread to other industries, and could negatively affect the value and liquidity of the Fund's investments. In addition, unexpected events and their aftermaths, such as the spread of diseases; natural, environmental or man-made disasters; financial, political or social disruptions; terrorism and war; and other tragedies or catastrophes, can cause investor fear and panic, which can adversely affect the economies of many companies, sectors, nations, regions and the market in general, in ways that cannot necessarily be foreseen. During a general downturn in the securities markets, multiple asset classes may decline in value. When markets perform well, there can be no assurance that securities or other investments held by the Fund will participate in or otherwise benefit from the advance.

The global outbreak of the novel strain of coronavirus, COVID-19 and its subsequent variants, has resulted in market closures and dislocations, extreme volatility, liquidity constraints and increased trading costs. The long-term impact on economies, markets, industries and individual issuers is not known. Some sectors of the economy and individual issuers have experienced or may experience particularly large losses. Periods of extreme volatility in the financial markets; reduced liquidity of many instruments; and disruptions to supply chains, consumer demand and employee availability, may continue for some time. The U.S. government and the Federal Reserve, as well as certain foreign governments and central banks, have taken extraordinary action to support local and global

economies and the financial markets in response to the COVID-19 pandemic. This and other government interventions into the economy and financial markets may not work as intended, and have resulted in a large expansion of government deficits and debt, the long term consequences of which are not known. In addition, the COVID-19 pandemic, and measures taken to mitigate its effects, could result in disruptions to the services provided to the Fund by its service providers.

Stock prices tend to go up and down more dramatically than those of debt securities. A slower-growth or recessionary economic environment could have an adverse effect on the prices of the various stocks held by the Fund.

**Concentration:** To the extent the Fund concentrates in a specific industry, a group of industries, sector or type of investment, the Fund will carry much greater risks of adverse developments and price movements in such industries, sectors or investments than a fund that invests in a wider variety of industries, sectors or investments. There is also the risk that the Fund will perform poorly during a slump in demand for securities of companies in such industries or sectors.

**Interest Rate:** Interest rate changes can be sudden and unpredictable, and are influenced by a number of factors, including government policy, monetary policy, inflation expectations, perceptions of risk, and supply of and demand for bonds. Changes in government or central bank policy, including changes in tax policy or changes in a central bank's implementation of specific policy goals, may have a substantial impact on interest rates. There can be no guarantee that any particular government or central bank policy will be continued, discontinued or changed, nor that any such policy will have the desired effect on interest rates. Debt securities generally tend to lose market value when interest rates rise and increase in value when interest rates fall. A rise in interest rates also has the potential to cause investors to rapidly sell fixed income securities. A substantial increase in interest rates may also have an adverse impact on the liquidity of a debt security, especially those with longer maturities or durations. Securities with longer maturities or durations or lower coupons or that make little (or no) interest payments before maturity tend to be more sensitive to interest rate changes.

**Income:** The Fund's distributions to shareholders may decline when prevailing interest rates fall or when dividend income from investments in stocks decline.

**Foreign Securities (non-U.S.):** Investing in foreign securities typically involves more risks than investing in U.S. securities, including risks related to currency exchange rates and policies, country or government specific issues, less favorable trading practices or regulation and greater price volatility. Certain of these risks also may apply to securities of U.S. companies with significant foreign operations.

**Convertible Securities:** A convertible security is generally a debt obligation, preferred stock or other security that pays interest or dividends and may be converted by the holder within a specified period of time into common stock. The

value of convertible securities may rise and fall with the market value of the underlying stock or, like a debt security, vary with changes in interest rates and the credit quality of the issuer. A convertible security tends to perform more like a stock when the underlying stock price is high relative to the conversion price (because more of the security's value resides in the option to convert) and more like a debt security when the underlying stock price is low relative to the conversion price (because the option to convert is less valuable). Because its value can be influenced by many different factors, a convertible security is not as sensitive to interest rate changes as a similar non-convertible debt security, and generally has less potential for gain or loss than the underlying stock.

**Management:** The Fund is actively managed and could experience losses (realized and unrealized) if the investment manager's judgment about markets, interest rates or the attractiveness, relative values, liquidity, or potential appreciation of particular investments made for the Fund's portfolio prove to be incorrect. The Fund could also experience losses if there are imperfections, errors or limitations in the models, tools, and data used by the investment manager or if the investment manager's techniques or investment decisions do not produce the desired results. Additionally, legislative, regulatory, or tax developments may affect the investment techniques available to the investment manager in connection with managing the Fund and may also adversely affect the ability of the Fund to achieve its investment goal.

**ESG Considerations:** ESG considerations are one of a number of factors that the investment manager examines when considering investments for the Fund's portfolio. In light of this, the issuers in which the Fund invests may not be considered ESG-focused issuers and may have lower or adverse ESG assessments. Consideration of ESG factors may affect the Fund's exposure to certain issuers or industries and may not work as intended. In addition, ESG considerations assessed as part of the Fund's investment process may vary across types of eligible investments and issuers. In certain circumstances, there may be times when not every investment is assessed for ESG factors and, when they are, not every ESG factor may be identified or evaluated. The investment manager's assessment of an issuer's ESG factors is subjective and will likely differ from that of investors, third party service providers (e.g., ratings providers) and other funds. As a result, securities selected by the investment manager may not reflect the beliefs and values of any particular investor. The investment manager also may be dependent on the availability of timely, complete and accurate ESG data reported by issuers and/or third-party research providers, the timeliness, completeness and accuracy of which is out of the investment manager's control. ESG factors are often not uniformly measured or defined, which could impact the investment manager's ability to assess an issuer. While the investment manager views ESG

considerations as having the potential to contribute to the Fund's long-term performance, there is no guarantee that such results will be achieved.

**Cybersecurity:** Cybersecurity incidents, both intentional and unintentional, may allow an unauthorized party to gain access to Fund assets, Fund or customer data (including private shareholder information), or proprietary information, cause the Fund, the investment manager, and/or their service providers (including, but not limited to, Fund accountants, custodians, sub-custodians, transfer agents and financial intermediaries) to suffer data breaches, data corruption or loss of operational functionality or prevent Fund investors from purchasing, redeeming or exchanging shares or receiving distributions. The investment manager has limited ability to prevent or mitigate cybersecurity incidents affecting third party service providers, and such third party service providers may have limited indemnification obligations to the Fund or the investment manager. Cybersecurity incidents may result in financial losses to the Fund and its shareholders, and substantial costs may be incurred in an effort to prevent or mitigate future cybersecurity incidents. Issuers of securities in which the Fund invests are also subject to cybersecurity risks, and the value of these securities could decline if the issuers experience cybersecurity incidents.

Because technology is frequently changing, new ways to carry out cyber attacks are always developing. Therefore, there is a chance that some risks have not been identified or prepared for, or that an attack may not be detected, which puts limitations on the Fund's ability to plan for or respond to a cyber attack. Like other funds and business enterprises, the Fund, the investment manager, and their service providers are subject to the risk of cyber incidents occurring from time to time.

More detailed information about the Fund and its policies and risks can be found in the Fund's Statement of Additional Information (SAI).

A description of the Fund's policies and procedures regarding the release of portfolio holdings information is also available in the Fund's SAI. Portfolio holdings information can be viewed online at [franklintempleton.com](http://franklintempleton.com).

## Management

Franklin Advisers, Inc. (Advisers or investment manager), One Franklin Parkway, San Mateo, CA 94403-1906, is the Fund's investment manager. Advisers is a wholly-owned subsidiary of Franklin Resources, Inc. (Resources). Together, Advisers and its affiliates manage, as of December 31, 2023, approximately \$1.45 trillion in assets, and have been in the investment management business since 1947.

The Fund is managed by a team of dedicated professionals focused on investments in public utilities companies. The portfolio managers of the team are as follows:

**John Kohli, CFA Senior Vice President of Advisers**

Mr. Kohli has been a portfolio manager of the Fund since 1998. He has primary responsibility for the investments of the Fund. He has final authority over all aspects of the Fund's investment portfolio, including but not limited to, purchases and sales of individual securities, portfolio risk assessment, and the management of daily cash balances in accordance with anticipated investment management requirements. The degree to which he may perform these functions, and the nature of these functions, may change from time to time. He joined Franklin Templeton in 1992.

**Blair Schmicker, CFA Vice President of Advisers**

Mr. Schmicker has been a portfolio manager of the Fund since 2009, providing research and advice on the purchases and sales of individual securities, and portfolio risk assessment. He joined Franklin Templeton in 2007.

CFA® and Chartered Financial Analyst® are trademarks owned by CFA Institute.

The Fund's SAI provides additional information about portfolio manager compensation, other accounts that they manage and their ownership of Fund shares.

The Fund pays Advisers a fee for managing the Fund's assets.

Advisers has agreed to reduce its fees to reflect reduced services resulting from the Fund's investments in Franklin Templeton affiliated funds. In addition, transfer agency fees on Class R6 shares of the Fund have been capped so that transfer agency fees for that class do not exceed 0.03%. These arrangements are expected to continue until January 31, 2025. During the terms, the fee waiver and expense reimbursement agreements may not be terminated or amended without approval of the board of trustees except to add series or classes, to reflect the extension of termination dates or to lower the waiver and expense limitation.

For the fiscal year ended September 30, 2023, the Fund paid Advisers an effective management fee of 0.45% of the Fund's average net assets for investment management services.

A discussion regarding the basis for the board of trustees' approval of the Fund's investment management agreement is available in the Fund's annual report for the period ended September 30, 2023.

**Manager of Managers Structure**

The investment manager and the Trust have received an exemptive order from the SEC that allows the Fund to operate in a "manager of managers" structure whereby

the investment manager can appoint and replace both wholly-owned and unaffiliated sub-advisors, and enter into, amend and terminate sub-advisory agreements with such sub-advisors, each subject to board approval but without obtaining prior shareholder approval (Manager of Managers Structure). The Fund will, however, inform shareholders of the hiring of any new sub-advisor within 90 days after the hiring. The SEC exemptive order provides the Fund with greater flexibility and efficiency and alleviates the need for the Fund to incur the expense and delays associated with obtaining shareholder approval of such sub-advisory agreements.

The use of the Manager of Managers Structure with respect to the Fund is subject to certain conditions that are set forth in the SEC exemptive order. Under the Manager of Managers Structure, the investment manager has the ultimate responsibility, subject to oversight by the Fund's board of trustees, to oversee sub-advisors and recommend their hiring, termination and replacement. The investment manager will also, subject to the review and approval of the Fund's board of trustees: set the Fund's overall investment strategy; evaluate, select and recommend sub-advisors to manage all or a portion of the Fund's assets; and implement procedures reasonably designed to ensure that each sub-advisor complies with the Fund's investment goal, policies and restrictions. Subject to review by the Fund's board of trustees, the investment manager will allocate and, when appropriate, reallocate the Fund's assets among sub-advisors and monitor and evaluate the sub-advisors' performance.



## Financial Highlights

The Financial Highlights present the Fund's financial performance for the past five years or since its inception. Certain information reflects financial results for a single Fund share. The total returns represent the rate that an investor would have earned or lost on an investment in the Fund assuming reinvestment of dividends and capital gains. This information has been audited by PricewaterhouseCoopers LLP, an independent registered public accounting firm, whose report, along with the Fund's financial statements, are included in the annual report, which is available upon request.

## Franklin Utilities Fund - Class A

	Year Ended September 30,				
	2023	2022	2021	2020	2019
Per share operating performance (for a share outstanding throughout the year)					
Net asset value, beginning of year	\$20.26	\$20.20	\$19.76	\$22.53	\$18.66
Income from investment operations <sup>a</sup> :					
Net investment income <sup>b</sup>	0.49	0.46	0.43	0.51	0.53
Net realized and unrealized gains (losses)	(1.33)	0.67	1.94	(2.43)	4.41
Total from investment operations	(0.84)	1.13	2.37	(1.92)	4.94
Less distributions from:					
Net investment income	(0.47)	(0.47)	(0.52)	(0.50)	(0.49)
Net realized gains	(0.31)	(0.60)	(1.41)	(0.35)	(0.58)
Total distributions	(0.78)	(1.07)	(1.93)	(0.85)	(1.07)
<b>Net asset value, end of year</b>	<b>\$18.64</b>	<b>\$20.26</b>	<b>\$20.20</b>	<b>\$19.76</b>	<b>\$22.53</b>
Total return <sup>c</sup>	(4.55)%	5.56%	12.29%	(8.68)%	27.43%
Ratios to average net assets					
Expenses <sup>d,e</sup>	0.81%	0.82%	0.82%	0.83%	0.83%
Net investment income	2.34%	2.08%	2.10%	2.46%	2.51%
Supplemental data					
Net assets, end of year (000's)	\$1,116,740	\$1,200,671	\$982,201	\$742,188	\$521,782
Portfolio turnover rate	4.43%	5.66%	5.18%	12.19%	7.90%

a. The amount shown for a share outstanding throughout the period may not correlate with the Statement of Operations for the period due to the timing of sales and repurchases of the Fund's shares in relation to income earned and/or fluctuating fair value of the investments of the Fund.

b. Based on average daily shares outstanding.

c. Total return does not reflect sales commissions or contingent deferred sales charges, if applicable.

d. Benefit of expense reduction rounds to less than 0.01%.

e. Benefit of waiver and payments by affiliates rounds to less than 0.01%.

## Franklin Utilities Fund - Class A1

	Year Ended September 30,				
	2023	2022	2021	2020	2019
Per share operating performance (for a share outstanding throughout the year)					
Net asset value, beginning of year	\$20.27	\$20.21	\$19.77	\$22.54	\$18.66
Income from investment operations <sup>a</sup> :					
Net investment income <sup>b</sup>	0.50	0.47	0.45	0.52	0.53
Net realized and unrealized gains (losses)	(1.31)	0.68	1.94	(2.41)	4.44
Total from investment operations	(0.81)	1.15	2.39	(1.89)	4.97
Less distributions from:					
Net investment income	(0.50)	(0.49)	(0.54)	(0.53)	(0.51)
Net realized gains	(0.31)	(0.60)	(1.41)	(0.35)	(0.58)
Total distributions	(0.81)	(1.09)	(1.95)	(0.88)	(1.09)
<b>Net asset value, end of year</b>	<b>\$18.65</b>	<b>\$20.27</b>	<b>\$20.21</b>	<b>\$19.77</b>	<b>\$22.54</b>
Total return <sup>c</sup>	(4.45)%	5.67%	12.40%	(8.59)%	27.61%
Ratios to average net assets					
Expenses <sup>d,e</sup>	0.71%	0.72%	0.72%	0.73%	0.73%
Net investment income	2.42%	2.16%	2.20%	2.50%	2.61%
Supplemental data					
Net assets, end of year (000's)	\$2,752,653	\$3,230,150	\$3,321,370	\$3,388,126	\$4,176,487
Portfolio turnover rate	4.43%	5.66%	5.18%	12.19%	7.90%

a. The amount shown for a share outstanding throughout the period may not correlate with the Statement of Operations for the period due to the timing of sales and repurchases of the Fund's shares in relation to income earned and/or fluctuating fair value of the investments of the Fund.

b. Based on average daily shares outstanding.

c. Total return does not reflect sales commissions or contingent deferred sales charges, if applicable.

d. Benefit of expense reduction rounds to less than 0.01%.

e. Benefit of waiver and payments by affiliates rounds to less than 0.01%.

## Franklin Utilities Fund - Class C

	Year Ended September 30,				
	2023	2022	2021	2020	2019
Per share operating performance (for a share outstanding throughout the year)					
Net asset value, beginning of year	\$20.14	\$20.09	\$19.65	\$22.42	\$18.57
Income from investment operations <sup>a</sup> :					
Net investment income <sup>b</sup>	0.39	0.36	0.34	0.41	0.42
Net realized and unrealized gains (losses)	(1.30)	0.67	1.95	(2.41)	4.43
Total from investment operations	(0.91)	1.03	2.29	(2.00)	4.85
Less distributions from:					
Net investment income	(0.39)	(0.38)	(0.44)	(0.42)	(0.42)
Net realized gains	(0.31)	(0.60)	(1.41)	(0.35)	(0.58)
Total distributions	(0.70)	(0.98)	(1.85)	(0.77)	(1.00)
<b>Net asset value, end of year</b>	<b>\$18.53</b>	<b>\$20.14</b>	<b>\$20.09</b>	<b>\$19.65</b>	<b>\$22.42</b>
Total return <sup>c</sup>	(4.91)%	5.11%	11.91%	(9.10)%	26.96%
Ratios to average net assets					
Expenses <sup>d,e</sup>	1.21%	1.22%	1.22%	1.23%	1.23%
Net investment income	1.90%	1.66%	1.69%	1.98%	2.11%
Supplemental data					
Net assets, end of year (000's)	\$218,134	\$302,959	\$350,553	\$537,808	\$767,363
Portfolio turnover rate	4.43%	5.66%	5.18%	12.19%	7.90%

a. The amount shown for a share outstanding throughout the period may not correlate with the Statement of Operations for the period due to the timing of sales and repurchases of the Fund's shares in relation to income earned and/or fluctuating fair value of the investments of the Fund.

b. Based on average daily shares outstanding.

c. Total return does not reflect sales commissions or contingent deferred sales charges, if applicable.

d. Benefit of expense reduction rounds to less than 0.01%.

e. Benefit of waiver and payments by affiliates rounds to less than 0.01%.

**Franklin Utilities Fund - Class R**

	Year Ended September 30,				
	2023	2022	2021	2020	2019
Per share operating performance (for a share outstanding throughout the year)					
Net asset value, beginning of year	\$20.17	\$20.12	\$19.68	\$22.45	\$18.59
Income from investment operations <sup>a</sup> :					
Net investment income <sup>b</sup>	0.43	0.40	0.38	0.44	0.45
Net realized and unrealized gains (losses)	(1.31)	0.67	1.94	(2.41)	4.44
Total from investment operations	(0.88)	1.07	2.32	(1.97)	4.89
Less distributions from:					
Net investment income	(0.42)	(0.42)	(0.47)	(0.45)	(0.45)
Net realized gains	(0.31)	(0.60)	(1.41)	(0.35)	(0.58)
Total distributions	(0.73)	(1.02)	(1.88)	(0.80)	(1.03)
<b>Net asset value, end of year</b>	<b>\$18.56</b>	<b>\$20.17</b>	<b>\$20.12</b>	<b>\$19.68</b>	<b>\$22.45</b>
Total return	(4.76)%	5.26%	12.06%	(8.95)%	27.17%
Ratios to average net assets					
Expenses <sup>c,d</sup>	1.06%	1.07%	1.07%	1.08%	1.08%
Net investment income	2.08%	1.83%	1.85%	2.15%	2.26%
Supplemental data					
Net assets, end of year (000's)	\$89,085	\$103,579	\$83,441	\$84,488	\$103,376
Portfolio turnover rate	4.43%	5.66%	5.18%	12.19%	7.90%

a. The amount shown for a share outstanding throughout the period may not correlate with the Statement of Operations for the period due to the timing of sales and repurchases of the Fund's shares in relation to income earned and/or fluctuating fair value of the investments of the Fund.

b. Based on average daily shares outstanding.

c. Benefit of expense reduction rounds to less than 0.01%.

d. Benefit of waiver and payments by affiliates rounds to less than 0.01%.

## Franklin Utilities Fund - Class R6

	Year Ended September 30,				
	2023	2022	2021	2020	2019
Per share operating performance (for a share outstanding throughout the year)					
Net asset value, beginning of year	\$20.47	\$20.40	\$19.93	\$22.73	\$18.81
Income from investment operations <sup>a</sup> :					
Net investment income <sup>b</sup>	0.56	0.54	0.50	0.58	0.56
Net realized and unrealized gains (losses)	(1.34)	0.67	1.96	(2.46)	4.50
Total from investment operations	(0.78)	1.21	2.46	(1.88)	5.06
Less distributions from:					
Net investment income	(0.54)	(0.54)	(0.58)	(0.57)	(0.56)
Net realized gains	(0.31)	(0.60)	(1.41)	(0.35)	(0.58)
Total distributions	(0.85)	(1.14)	(1.99)	(0.92)	(1.14)
<b>Net asset value, end of year</b>	<b>\$18.84</b>	<b>\$20.47</b>	<b>\$20.40</b>	<b>\$19.93</b>	<b>\$22.73</b>
Total return	(4.24)%	5.90%	12.71%	(8.44)%	27.89%
Ratios to average net assets					
Expenses before waiver and payments by affiliates	0.52%	0.54%	0.58%	0.56%	0.53%
Expenses net of waiver and payments by affiliates <sup>c</sup>	0.49%	0.50%	0.50%	0.50%	0.50%
Net investment income	2.64%	2.41%	2.42%	2.75%	2.84%
Supplemental data					
Net assets, end of year (000's)	\$187,585	\$223,710	\$153,969	\$144,079	\$150,244
Portfolio turnover rate	4.43%	5.66%	5.18%	12.19%	7.90%

a. The amount shown for a share outstanding throughout the period may not correlate with the Statement of Operations for the period due to the timing of sales and repurchases of the Fund's shares in relation to income earned and/or fluctuating fair value of the investments of the Fund.

b. Based on average daily shares outstanding.

c. Benefit of expense reduction rounds to less than 0.01%.

**Franklin Utilities Fund - Advisor Class**

	Year Ended September 30,				
	2023	2022	2021	2020	2019
Per share operating performance (for a share outstanding throughout the year)					
Net asset value, beginning of year	\$20.47	\$20.40	\$19.93	\$22.73	\$18.81
Income from investment operations <sup>a</sup> :					
Net investment income <sup>b</sup>	0.54	0.52	0.48	0.56	0.56
Net realized and unrealized gains (losses)	(1.33)	0.68	1.97	(2.46)	4.48
Total from investment operations	(0.79)	1.20	2.45	(1.90)	5.04
Less distributions from:					
Net investment income	(0.53)	(0.53)	(0.57)	(0.55)	(0.54)
Net realized gains	(0.31)	(0.60)	(1.41)	(0.35)	(0.58)
Total distributions	(0.84)	(1.13)	(1.98)	(0.90)	(1.12)
<b>Net asset value, end of year</b>	<b>\$18.84</b>	<b>\$20.47</b>	<b>\$20.40</b>	<b>\$19.93</b>	<b>\$22.73</b>
Total return	(4.31)%	5.82%	12.62%	(8.51)%	27.78%
Ratios to average net assets					
Expenses <sup>c,d</sup>	0.56%	0.57%	0.57%	0.58%	0.58%
Net investment income	2.57%	2.32%	2.35%	2.66%	2.76%
Supplemental data					
Net assets, end of year (000's)	\$1,134,602	\$1,383,667	\$1,200,859	\$1,179,002	\$1,262,883
Portfolio turnover rate	4.43%	5.66%	5.18%	12.19%	7.90%

a. The amount shown for a share outstanding throughout the period may not correlate with the Statement of Operations for the period due to the timing of sales and repurchases of the Fund's shares in relation to income earned and/or fluctuating fair value of the investments of the Fund.

b. Based on average daily shares outstanding.

c. Benefit of expense reduction rounds to less than 0.01%.

d. Benefit of waiver and payments by affiliates rounds to less than 0.01%.

## Distributions and Taxes

The information is provided with respect to each Fund (hereafter the "Fund").

### Income and Capital Gain Distributions

As a regulated investment company, the Fund generally pays no federal income tax on the income and gains it distributes to you. The Fund intends to pay income dividends from its net investment income as follows:

- The Income and U.S. Government Securities Funds: monthly
- The Utilities Fund: quarterly
- The Growth and DynaTech Funds: at least annually

Capital gains, if any, may be paid at least annually. The Fund may distribute income dividends and capital gains more frequently, if necessary, in order to reduce or eliminate federal excise or income taxes on the Fund. The amount of any distribution will vary, and there is no guarantee the Fund will pay either income dividends or capital gain distributions. Your income dividends and capital gain distributions will be automatically reinvested in additional shares at NAV unless you elect to receive them in cash.

**Annual statements.** After the close of each calendar year, you will receive tax information from the Fund with respect to the federal income tax treatment of the Fund's distributions and any taxable sales or exchanges of Fund shares occurring during the prior calendar year. If the Fund finds it necessary to reclassify its distributions or adjust the cost basis of any covered shares sold or exchanged after you receive your tax information, the Fund will send you revised tax information. Distributions declared in October, November or December to shareholders of record in such month and paid in January are taxable as if they were paid in December. Additional tax information about the Fund's distributions is available at [franklintempleton.com](http://franklintempleton.com).

**Avoid "buying a dividend."** At the time you purchase your Fund shares, the Fund's net asset value may reflect undistributed income, undistributed capital gains, or net unrealized appreciation in the value of the portfolio securities held by the Fund. For taxable investors, a subsequent distribution to you of such amounts, although constituting a return of your investment, would be taxable. Buying shares in the Fund just before it declares an income dividend or capital gain distribution is sometimes known as "buying a dividend."

### Tax Considerations

If you are a taxable investor, Fund distributions are generally taxable to you as ordinary income, capital gains or some combination of both, as follows:

- The Growth and Utilities Funds: ordinary income or capital gains



- The Income and U.S. Government Securities Funds: primarily ordinary income
- The DynaTech Fund: primarily capital gains

This is the case whether you reinvest your distributions in additional Fund shares or receive them in cash.

**Dividend income.** Income dividends are generally subject to tax at ordinary rates. Income dividends reported by the Fund to shareholders as qualified dividend income may be subject to tax by individuals at reduced long-term capital gains tax rates provided certain holding period requirements are met. Because the U.S. Government Securities Fund invests primarily in debt securities, it is expected that either none or only a small portion of its income dividends may be qualified dividends. A return-of-capital distribution is generally not taxable but will reduce the cost basis of your shares, and will result in a higher capital gain or a lower capital loss when you later sell your shares.

**Capital gains.** Fund distributions of short-term capital gains are also subject to tax at ordinary rates. Fund distributions of long-term capital gains are taxable at the reduced long-term capital gains rates no matter how long you have owned your Fund shares. For single individuals with taxable income not in excess of \$47,025 in 2024 (\$94,050 for married individuals filing jointly), the long-term capital gains tax rate is 0%. For single individuals and joint filers with taxable income in excess of these amounts but not more than \$518,900 or \$583,750, respectively, the long-term capital gains tax rate is 15%. The rate is 20% for single individuals with taxable income in excess of \$518,900 and married individuals filing jointly with taxable income in excess of \$583,750. An additional 3.8% Medicare tax may also be imposed as discussed below.

**Sales of Fund shares.** When you sell your shares in the Fund, or exchange them for shares of a different Franklin Templeton or Legg Mason fund, you will generally recognize a taxable capital gain or loss. If you have owned your Fund shares for more than one year, any net long-term capital gains will qualify for the reduced rates of taxation on long-term capital gains. An exchange of your shares in one class of the Fund for shares of another class of the same Fund is not taxable and no gain or loss will be reported on the transaction.

**Cost basis reporting.** If you acquire shares in the Fund on or after January 1, 2012, generally referred to as “covered shares,” and sell or exchange them after that date, the Fund is generally required to report cost basis information to you and the IRS annually. The Fund will compute the cost basis of your covered shares using the average cost method, the Fund’s “default method,” unless you contact the Fund to select a different method, or choose to specifically identify your shares at the time of each sale or exchange. If your account is held by your financial advisor or other broker-dealer, that firm may select a different default method. In these cases, please contact the firm to obtain information with respect to the

available methods and elections for your account. Shareholders should carefully review the cost basis information provided by the Fund and make any additional basis, holding period or other adjustments that are required when reporting these amounts on their federal and state income tax returns. Additional information about cost basis reporting is available at [franklintempleton.com/costbasis](http://franklintempleton.com/costbasis).

**Medicare tax.** An additional 3.8% Medicare tax is imposed on certain net investment income (including ordinary dividends and capital gain distributions received from the Fund and net gains from redemptions or other taxable dispositions of Fund shares) of U.S. individuals, estates and trusts to the extent that such person's "modified adjusted gross income" (in the case of an individual) or "adjusted gross income" (in the case of an estate or trust) exceeds a threshold amount. Any liability for this additional Medicare tax is reported on, and paid with, your federal income tax return.

**Backup withholding.** A shareholder may be subject to backup withholding on any distributions of income capital gains or proceeds from the sale or exchange of Fund shares if the shareholder has provided either an incorrect tax identification number or no number at all, is subject to backup withholding by the IRS for failure to properly report payments of interest or dividends, has failed to certify that the shareholder is not subject to backup withholding, or has not certified that the shareholder is a U.S. person (including a U.S. resident alien). The backup withholding rate is currently 24%. State backup withholding may also apply.

**State and local taxes.** Distributions of ordinary income and capital gains, and gains from the sale of your Fund shares, are generally subject to state and local taxes.

**Non-U.S. investors.** Non-U.S. investors may be subject to U.S. withholding tax at 30% or a lower treaty rate on Fund dividends of ordinary income. Non-U.S. investors may be subject to U.S. estate tax on the value of their shares. They are subject to special U.S. tax certification requirements to avoid backup withholding, claim any exemptions from withholding and claim any treaty benefits. Exemptions from U.S. withholding tax are generally provided for capital gains realized on the sale of Fund shares, capital gain dividends paid by the Fund from net long-term capital gains, short-term capital gain dividends paid by the Fund from net short-term capital gains and interest-related dividends paid by the Fund from its qualified net interest income from U.S. sources. However, notwithstanding such exemptions from U.S. withholding tax at source, any such dividends and distributions of income and capital gains will be subject to backup withholding at a rate of 24% if you fail to properly certify that you are not a U.S. person.

**Other reporting and withholding requirements.** Payments to a shareholder that is either a foreign financial institution or a non-financial foreign entity within the meaning of the Foreign Account Tax Compliance Act (FATCA) may be subject to a

30% withholding tax on income dividends paid by the Fund. The FATCA withholding tax generally can be avoided by such foreign entity if it provides the Fund, and in some cases, the IRS, information concerning the ownership of certain foreign financial accounts or other appropriate certifications or documentation concerning its status under FATCA. The Fund may be required to report certain shareholder account information to the IRS, non-U.S. taxing authorities or other parties to comply with FATCA.

**Other tax information.** This discussion of "Distributions and Taxes" is for general information only and is not tax advice. You should consult your own tax advisor regarding your particular circumstances, and about any federal, state, local and foreign tax consequences before making an investment in the Fund. Additional information about the tax consequences of investing in the Fund may be found in the SAI.

# Your Account

## Choosing a Share Class

Each class has its own sales charge and expense structure, allowing you to choose the class that best meets your situation. Some share classes may not be offered by certain financial intermediaries. Your financial intermediary or investment representative (financial advisor) can help you decide which class is best for you. Investors may purchase Class C or Class R shares only for Fund accounts on which they have appointed an investment representative (financial advisor) of record. Investors who have not appointed an investment representative (financial advisor) to existing Class C or Class R share Fund accounts may not make additional purchases to those accounts but may exchange their shares for shares of a Franklin Templeton and Legg Mason fund that offers Class C or Class R shares. Dividend and capital gain distributions may continue to be reinvested in existing Class C or Class R share Fund accounts. These provisions do not apply to Employer Sponsored Retirement Plans.

Class A	Class C	Class R	Class R6	Advisor Class
Initial sales charge of 5.50% or less (DynaTech Fund and Growth Fund). Initial sales charge of 3.75% or less (Income Fund, U.S. Government Securities Fund and Utilities Fund)	No initial sales charge	No initial sales charge	See "Qualified Investors - Class R6" below	See "Qualified Investors - Advisor Class" below
Deferred sales charge of 1% on purchases of \$1 million or more sold within 18 months (DynaTech Fund and Growth Fund) and 1% on purchases of \$500,000 or more sold within 18 months (Income Fund, U.S. Government Securities Fund and Utilities Fund)	Deferred sales charge of 1% on shares you sell within 12 months	Deferred sales charge is not applicable		

Lower annual expenses than Class C and Class R due to lower distribution fees	Higher annual expenses than Class A and Class R due to higher distribution fees. Automatic conversion to Class A shares after approximately eight years, reducing future annual expenses.	Higher annual expenses than Class A due to higher distribution fees (lower than Class C). No conversion to Class A shares, so annual expenses do not decrease.
---	---	--

The Income, U.S. Government and Utilities Funds began offering Class A shares on September 10, 2018.

Class A1 shares were closed to new investors effective at the close of market on September 7, 2018. Existing investors who had an open and funded account as of that date will be able to continue to invest in Class A1 shares of the Fund through reinvestment of dividends, exchanges and additional purchases after such date. Employer sponsored retirement plans, benefit plans, or discretionary allocation programs that have Class A1 shares of a Fund available to participants or clients on or before September 7, 2018, may continue to open accounts for new participants in such share class and purchase additional shares in existing participant accounts.

### **Class A, A1, C & R**

**The availability of certain sales charge waivers and discounts may depend on whether you purchase your shares directly from the Fund or through a financial intermediary. Different intermediaries may impose different sales charges (including potential reductions in or waivers of sales charges) other than those listed below. Such intermediary-specific sales charge variations are described in Appendix A to this prospectus, entitled "Intermediary Sales Charge Discounts and Waivers." Appendix A is incorporated herein by reference (is legally a part of this prospectus).**

**In all instances, it is the purchaser's responsibility to notify the Fund or the purchaser's financial intermediary at the time of purchase of any relationship or other facts qualifying the purchaser for sales charge waivers or discounts. For waivers and discounts not available through a particular intermediary, shareholders will have to purchase Fund shares directly from the Fund or through another intermediary to receive these waivers or discounts.**

**As noted above, the availability of certain share classes and/or shareholder privileges or services described in this prospectus will depend on the policies, procedures and trading platforms of your financial intermediary. Accordingly, you may be invested through your financial intermediary in a share class that has higher annual fees and expenses than other share classes offered in this prospectus, which will have an adverse impact on your**

**investment return. The Fund is not responsible for any additional share class eligibility requirements, investment minimums, exchange privileges, or other policies imposed by financial intermediaries or for notifying shareholders of any changes to them. It is the responsibility of the financial intermediary (and not the Fund) to ensure that you obtain proper financial intermediary-specific waivers, discounts, investment minimums, minimum account balances and other special arrangements and that you are placed in the proper share class for which you are eligible through your financial intermediary. Please consult your financial adviser to consider your options, including your eligibility to qualify for the share classes and/or shareholder privileges or services described in this prospectus.**

### **Sales Charges - Class A (DynaTech and Growth Funds)**

when you invest this amount	the sales charge makes up this % of the offering price <sup>1</sup>	which equals this % of your net investment <sup>1</sup>
Under \$25,000	5.50	5.82
\$25,000 but under \$50,000	5.25	5.54
\$50,000 but under \$100,000	4.50	4.71
\$100,000 but under \$250,000	3.50	3.63
\$250,000 but under \$500,000	2.50	2.56
\$500,000 but under \$750,000	2.00	2.04
\$750,000 but under \$1 million	1.50	1.52
\$1 million or more	0.00	0.00

<sup>1</sup> The dollar amount of the sales charge is the difference between the offering price of the shares purchased (which factors in the applicable sales charge in this table) and the net asset value of those shares. Since the offering price is calculated to two decimal places using standard rounding criteria, the number of shares purchased and the dollar amount of the sales charge as a percentage of the offering price and of your net investment may be higher or lower depending on whether there was a downward or upward rounding.

### **Sales Charges - Class A & A1 (Income, U.S. Government Securities and Utilities Funds)**

when you invest this amount	the sales charge makes up this % of the offering price <sup>1</sup>	which equals this % of your net investment <sup>1</sup>
Under \$100,000	3.75	3.90
\$100,000 but under \$250,000	3.25	3.36
\$250,000 but under \$500,000	2.25	2.30
\$500,000 or more	0.00	0.00

<sup>1</sup> The dollar amount of the sales charge is the difference between the offering price of the shares purchased (which factors in the applicable sales charge in this table) and the net asset value of those shares. Since the offering price is calculated to two decimal places using standard rounding criteria, the number of shares purchased and the dollar amount of the sales charge as a percentage of the offering price and of your net investment may be higher or lower depending on whether there was a downward or upward rounding.

## Sales Charge Reductions

**Quantity discounts.** We offer two ways for you to combine your current purchase of Class A and/or Class A1 Fund shares with other existing Franklin Templeton and Legg Mason fund share holdings that might enable you to qualify for a lower sales charge with your current purchase. You can qualify for a lower sales charge when you reach certain "sales charge breakpoints." Sales charge and quantity discount information is also available free of charge at [franklintempleton.com/quantity-discounts](http://franklintempleton.com/quantity-discounts). This web page can also be reached at [franklintempleton.com](http://franklintempleton.com) by clicking "Sales Charges and Breakpoints" under the "Investments" tab.

**1. Cumulative quantity discount** - lets you combine certain existing holdings of Franklin Templeton and Legg Mason fund shares - referred to as "cumulative quantity discount eligible shares" - with your current purchase of Class A and/or Class A1 shares to determine if you qualify for a sales charge breakpoint.

Cumulative quantity discount eligible shares are Franklin Templeton and Legg Mason fund shares registered to (or held by a financial intermediary for):

- You, individually;
- Your "family member," defined as your spouse or domestic partner, as recognized by applicable state law, and your children under the age of 21;
- You jointly with one or more family members;
- You jointly with another person(s) who is (are) not family members if that other person has not included the value of the jointly-owned shares as cumulative quantity discount eligible shares for purposes of that person's separate investments in Franklin Templeton and Legg Mason fund shares;
- A Coverdell Education Savings account for which you or a family member is the identified responsible person;
- A trustee/custodian of an IRA (which includes a Roth IRA and an employer sponsored IRA such as a SIMPLE IRA) or your non-ERISA covered 403(b) plan account, if the shares are registered/recorded under your or a family member's Social Security number;
- A 529 college savings plan over which you or a family member has investment discretion and control;
- Any entity over which you or a family member has (have) individual or shared authority, as principal, has investment discretion and control (for example, an UGMA/UTMA account for a child on which you or a family member is the custodian, a trust on which you or a family member is the trustee, a business account [not to include retirement plans] for your solely owned business [or the solely owned business of a family member] on which you or a family member is the authorized signer);

- A trust established by you or a family member as grantor.

Franklin Templeton and Legg Mason fund shares held through an administrator or trustee/custodian of an Employer Sponsored Retirement Plan (see definition below) such as a 401(k) plan and shares of such funds offered through separately managed accounts that are managed by Franklin Templeton and Legg Mason do not qualify for a cumulative quantity discount.

Franklin Templeton and Legg Mason fund assets held in multiple Employer Sponsored Retirement Plans may be combined in order to qualify for sales charge breakpoints at the plan level if the plans are sponsored by the same employer.

If you believe there are cumulative quantity discount eligible shares that can be combined with your current purchase to achieve a sales charge breakpoint (for example, shares held in a different broker-dealer's brokerage account or with a bank or an investment advisor), it is your responsibility to specifically identify those shares to your financial advisor at the time of your purchase (including at the time of any future purchase). It may be necessary for you to provide your financial advisor with information and records (including account statements) of all relevant accounts invested in the Franklin Templeton and Legg Mason funds. If you have not designated a financial advisor associated with your Franklin Templeton and Legg Mason fund shares, it is your responsibility to specifically identify any cumulative quantity discount eligible shares to the Fund's transfer agent at the time of any purchase.

If there are cumulative quantity discount eligible shares that would qualify for combining with your current purchase and you do not tell your financial advisor or the Franklin Templeton and Legg Mason funds' transfer agent at the time of any purchase, you may not receive the benefit of a reduced sales charge that might otherwise be available since your financial advisor and the Fund generally will not have that information.

The value of cumulative quantity discount eligible shares equals the current or cost value of those shares, whichever is higher. The current value of shares is determined by multiplying the number of shares as of the day prior to your current purchase by their public offering price on the day of your current purchase. The cost value of shares is determined by aggregating the amount you invested in cumulative quantity discount eligible shares (including reinvested dividends and capital gains, but excluding capital appreciation), less any withdrawals, as of the date prior to your current purchase. It is your responsibility to retain any records necessary to substantiate historical share costs because neither your current financial advisor nor the Franklin Templeton and Legg Mason funds may have or maintain this information.

An "Employer Sponsored Retirement Plan" is a Qualified Retirement Plan, ERISA covered 403(b) plan and certain non-qualified deferred compensation



arrangements that operate in a similar manner to a Qualified Retirement Plan, such as 457 plans and executive deferred compensation arrangements, but not including employer sponsored IRAs. A "Qualified Retirement Plan" is an employer sponsored pension or profit sharing plan that qualifies under section 401(a) of the Internal Revenue Code, including 401(k), money purchase pension, profit sharing and defined benefit plans.

**2. Letter of intent (LOI)** - expresses your intent to buy a stated dollar amount of "cumulative quantity discount eligible shares" (as defined in the "Cumulative quantity discount" section above) over a 13-month period and lets you receive the same sales charge as if all shares had been purchased at one time; however, purchases made under a right of reinvestment and appreciation of your holdings do not count as purchases made during the LOI period. During that 13-month period, additional purchases as well as reinvested dividends and capital gains are counted toward the fulfillment of your LOI. We will reserve 5% of your total intended purchase in Class A and/or Class A1 shares registered in your name until you fulfill your LOI to cover any additional sales charge that may apply if you do not buy the amount stated in your LOI. It is your responsibility to tell your financial advisor when you believe you have fulfilled your LOI with sufficient cumulative quantity discount eligible shares. The value of your cumulative quantity discount eligible shares (as calculated in the "Cumulative quantity discount" section above) as of the day prior to your LOI start date may be counted toward fulfillment of your LOI. The cost value of cumulative quantity discount eligible shares, however, may only be aggregated for share purchases that took place within 18 months of the LOI start date.

If you have not designated a financial advisor associated with your Franklin Templeton and Legg Mason fund shares, it is your responsibility to tell the Fund's transfer agent when you believe you have fulfilled your LOI with sufficient cumulative quantity discount eligible shares. Please refer to the SAI for more LOI details.

To sign up for these programs, complete the appropriate section of your account application.

For purposes of the cumulative quantity discount and letter of intent, Franklin Templeton and Legg Mason funds include BrandywineGLOBAL funds, ClearBridge Investments funds, Martin Currie funds, and Western Asset funds. They do not include the funds in the Franklin Templeton Variable Insurance Products Trust, Legg Mason Partners Variable Equity Trust, Legg Mason Partners Variable Income Trust or Legg Mason Partners Money Market Trust (except for shares held in Distributor Accounts). Please contact your Service Agent or the fund for more information.

## Sales Charge Waivers

Class A and/or Class A1 shares may be purchased without an initial sales charge or contingent deferred sales charge (CDSC) by certain investors. If you would like information about available sales charge waivers, call your investment representative or call Shareholder Services at (800) 632-2301.

**Waivers for certain investors.** The following investors or investments qualify to buy Class A and or Class A1 shares without an initial sales charge or CDSC due to anticipated economies in sales efforts and expenses, including:

- Current employees of securities dealers that have executed a selling agreement with Franklin Distributors, LLC (Distributors) and their affiliates and their family members, as allowed by the internal policies of their employer.
- Employees of Franklin Templeton and its subsidiaries.
- Board members and officers of any Franklin Templeton or Legg Mason-sponsored fund.
- Assets held in accounts managed by a subsidiary of Franklin Resources, Inc.: (1) under an advisory agreement (including sub-advisory agreements); and/or (2) as trustee of an inter vivos or testamentary trust.
- Group annuity separate accounts offered to retirement plans.
- Purchases by a bank, trust company or thrift institution that is acting as a fiduciary exercising investment discretion.
- Advisory Fee Programs. Shares acquired by an investor in connection with a comprehensive fee or other advisory fee arrangement between the investor and a registered broker-dealer, investment advisor, trust company, bank, or other financial intermediary (referred to as the "Sponsor") in which the investor pays that Sponsor a fee for investment advisory services and the Sponsor or a broker-dealer through whom the shares are acquired has an agreement with Distributors authorizing the sale of Fund shares. No minimum initial investment.
- Clients of financial intermediaries who have entered into an agreement with Distributors and have been approved by Distributors to offer Fund shares through a network, platform or self-directed investment brokerage account that may charge a transaction or other fee to customers.
- Shareholders who purchase directly from the Funds and not through any financial intermediary (i.e., Distributors is the broker of record).
- Class C shareholders whose shares are converted to Class A shares after eight years under the Class C shares' conversion feature.

- Purchases by or through a Franklin Templeton donor-advised fund (such as the Franklin or Fiduciary Trust Charitable Giving Programs).

Class C shares may be purchased without limit or CDSC by a Franklin Templeton donor-advised program.

**Retirement plans.** Provided that Franklin Templeton Investor Services, LLC is notified, Class A shares at NAV are available for:

- Employer Sponsored Retirement Plans (“Plans” or individually, “Plan”) that invest through a record-keeper platform or third party retirement platform; or
- Any investors who purchases shares with proceeds from an IRA for which Fiduciary Trust International of the South (FTIOS) is custodian.

### **Investments of \$1 Million or More - DynaTech and Growth Funds**

If you invest \$1 million or more, either as a lump sum or through our cumulative quantity discount or letter of intent programs, you can buy Class A shares without an initial sales charge. However, there is a 1% CDSC on any shares you sell within 18 months of purchase. See “Contingent Deferred Sales Charge (CDSC) - Class A, A1 & C” for information on the calculation of CDSC.

### **Investments of \$500,000 or More - Income, U.S. Government Securities and Utilities Funds**

If you invest \$500,000 or more, either as a lump sum or through our cumulative quantity discount or letter of intent programs, you can buy Class A and or Class A1 shares without an initial sales charge. However, there is a 1% CDSC on any shares you sell within 18 months of purchase. See “Contingent Deferred Sales Charge (CDSC) - Class A, A1 & C” for information on the calculation of CDSC.

### **Distribution and Service (12b-1) Fees**

Class A and Class A1 have a distribution plan, sometimes known as a Rule 12b-1 plan, that allows the Fund to pay distribution fees of up to 0.25% and 0.15%, respectively, per year to those who sell and distribute Class A and Class A1 shares and provide other services to shareholders. Because these fees are paid out of Class A and Class A1's assets on an ongoing basis, over time these fees will increase the cost of your investment and may cost you more than paying other types of sales charges.

We calculate the amount of these fees over a 12-month period that may differ from the Fund's fiscal year. Therefore, the amount shown from time to time in the Fund's fee table (which is based upon the Fund's fiscal year) may differ from the amount set forth in the Rule 12b-1 plan due to timing differences.

### **Sales Charges - Class C**

---

With Class C shares, there is no initial sales charge.

## CDSC

There is a 1% CDSC on any Class C shares you sell within 12 months of purchase. The way we calculate the CDSC is the same for each class (please see "Contingent Deferred Sales Charge (CDSC) – Class A, A1 & C").

## Distribution and Service (12b-1) Fees

Class C has a distribution plan, sometimes known as a Rule 12b-1 plan, that allows the DynaTech and Growth Funds to pay distribution and other fees of up to 1% per year and Income, Utilities and U.S. Government Securities Funds to pay distribution and other fees of up to 0.65% per year for the sale of Class C shares and for services provided to shareholders. Because these fees are paid out of Class C's assets on an ongoing basis, over time these fees will increase the cost of your investment and may cost you more than paying other types of sales charges.

## Automatic Conversion of Class C Shares to Class A Shares After 8-Year Holding Period

The Class C conversion feature provides that Class C shares that have been held for eight (8) years or more will automatically convert into Class A shares and will no longer be subject to Class C shares' Rule 12b-1 fees (but will be subject to Class A share's Rule 12b-1 fee, if any) (the "Conversion Feature"). Class C shares of the Fund will convert automatically to Class A shares of the Fund on a monthly basis in the month of, or the month following, the 8-year anniversary of the Class C shares' purchase date. The monthly conversion date typically occurs around the middle of every month and generally falls on a Friday.

*Terms of the conversion feature.* Class C shares that automatically convert to Class A shares of the Fund convert on the basis of the relative net asset values of the two classes. Shareholders do not pay a sales charge, including a CDSC, upon the conversion of their Class C shares to Class A shares pursuant to the Conversion Feature. The automatic conversion of the Fund's Class C shares into Class A shares after the 8-year holding period is not expected to be a taxable event for federal income tax purposes. Shareholders should consult with their tax advisor regarding the state and local tax consequences of such conversions.

To the extent that you own Class C shares and Class A1 shares of the same Fund, please note that, after the 8-year holding period described above, your Class C shares will automatically convert into the Fund's Class A shares (not the Fund's Class A1 shares) and will be subject to Class A shares' Rule 12b-1 fee. In some cases, you may be able to request the exchange of the Class A shares that you receive after the conversion into your existing Class A1 shares account; however, not all intermediaries can accommodate such requests. Please contact your financial intermediary for more information.

If you previously owned Class C shares of any Franklin Templeton or Legg Mason funds that were later merged or exchanged into the Fund, the time you held such

shares counts towards the 8-year period for automatic conversion to Class A shares. Class C shares of the Fund acquired through automatic reinvestment of dividends or distributions convert to Class A shares of the Fund on the conversion date pro rata with the converting Class C shares of the Fund that were not acquired through reinvestment of dividends or distributions.

Class C shares held through a financial intermediary in an omnibus account automatically convert into Class A shares only if the intermediary can document that the shareholder has met the required holding period. In certain circumstances, when shares are invested through retirement plans, omnibus accounts, and in certain other instances, the Fund and its agents may not have transparency into how long a shareholder has held Class C shares for purposes of determining whether such Class C shares are eligible for automatic conversion into Class A shares and the financial intermediary may not have the ability to track purchases to credit individual shareholders' holding periods. This primarily occurs when shares are invested through certain record keepers for group retirement plans, where the intermediary cannot track share aging at the participant level. In these circumstances, the Fund cannot automatically convert Class C shares into Class A shares as described above. In order to determine eligibility for conversion in these circumstances, it is the responsibility of the shareholder or their financial intermediary to notify the Fund that the shareholder is eligible for the conversion of Class C shares to Class A shares, and the shareholder or their financial intermediary may be required to maintain and provide the Fund with records that substantiate the holding period of Class C shares. In these circumstances, it is the financial intermediary's (and not the Fund's) responsibility to keep records and to ensure that the shareholder is credited with the proper holding period. Please consult with your financial intermediary about your shares' eligibility for this conversion feature.

New accounts or plans may not be eligible to purchase Class C shares of the Fund if it is determined that the intermediary cannot track shareholder holding periods to determine whether a shareholder's Class C shares are eligible for conversion to Class A shares. Accounts or plans (and their successor, related and affiliated plans) that have Class C shares of the Fund available to participants on or before October 5, 2018, may continue to open accounts for new participants in that share class and purchase additional shares in existing participant accounts. The Fund has no responsibility for overseeing, monitoring or implementing a financial intermediary's process for determining whether a shareholder meets the required holding period for conversion.

A financial intermediary may sponsor and/or control accounts, programs or platforms that impose a different conversion schedule or different eligibility requirements for the conversion of Class C shares into Class A shares. In these cases, Class C shareholders may convert to Class A shares under the policies of

the financial intermediary and the conversion may be structured as an exchange of Class C shares for Class A shares of the Fund. Financial intermediaries will be responsible for making such exchanges in those circumstances. Please consult with your financial intermediary if you have any questions regarding your shares' conversion from Class C shares to Class A shares.

### **Sales Charges - Class R**

---

With Class R shares, there is no initial sales charge.

---

### **Retirement Plans**

Class R shares are available to the following investors:

- Employer Sponsored Retirement Plans.
- Health Reimbursement Accounts and Health Savings Accounts, either as a direct investment or as a separate or managed account.
- Insurance company separate accounts supporting variable annuities that are an investment option under individual retirement accounts, variable annuities that themselves qualify as individual retirement annuities, and variable annuities used to fund Employer Sponsored Retirement Plans, provided that the insurance company has entered into an agreement with Distributors authorizing the sale of Fund shares (applicable to the Franklin Income Fund only).
- IRAs on financial intermediary platforms approved by Distributors.
- Non-ERISA 403(b) plans when purchasing direct from the Fund or platforms approved by Distributors.
- Certain other retirement accounts held through financial intermediaries that have been approved by Distributors.

### **Distribution and Service (12b-1) Fees**

Class R has a distribution plan, sometimes known as a Rule 12b-1 plan, that allows the Fund to pay distribution and other fees of up to 0.50% per year for the sale of Class R shares and for services provided to shareholders. Because these fees are paid out of Class R's assets on an ongoing basis, over time these fees will increase the cost of your investment and may cost you more than paying other types of sales charges.

### **Contingent Deferred Sales Charge (CDSC) - Class A, A1 & C**

The CDSC for each class is based on the current value of the shares being sold or their net asset value when purchased, whichever is less. There is no CDSC on shares you acquire by reinvesting your dividends or capital gain distributions.

To keep your CDSC as low as possible, each time you place a request to sell shares we will first sell any shares in your account that are not subject to a CDSC.

If there are not enough of these to meet your request, we will sell the shares in the order they were purchased. We will use this same method if you exchange your shares into another Franklin Templeton and Legg Mason funds (please see “Exchanging Shares”).

The **holding period for the CDSC** begins on the day you buy your shares. Your shares will age one month on that same date the next month and each following month. For example, if you buy shares on the 18th of the month, they will age one month on the 18th day of the next month and each following month.

### **Reinstatement Privilege**

If you sell any class of shares of Franklin Templeton and Legg Mason funds, you may reinvest all or a portion of the proceeds from that sale within 90 days within the same share class (or share class equivalent if the share class you redeemed from is closed to new investors) without an initial sales charge. If at the time of investment your shares are registered directly with the Fund’s transfer agent: Class C or Class R shares will be reinvested in Class A shares if the account does not have an investment representative of record. Proceeds from the earlier sale of Class Z shares from another fund may also be reinvested in Class A shares. Proceeds from the earlier sale of Class A1 shares from a fund must also be reinvested in Class A shares if the account holder no longer holds investments within Class A1 shares.

This reinstatement privilege does not apply to: (i) a purchase of Fund shares made through a regularly scheduled automatic investment plan such as a purchase by a regularly scheduled payroll deduction or transfer from a bank account, or (ii) a purchase of Fund shares with proceeds from the sale of Franklin Templeton and Legg Mason funds shares that were held indirectly through a non-Franklin Templeton individual or employer sponsored IRA.

In order to take advantage of this reinstatement privilege, you must inform your investment representative or the Fund’s transfer agent of this privilege at the time of your investment.

Generally, if you paid a CDSC when you sold your Class A or Class A1 or Class C shares, Distributors will credit back to you the CDSC paid on the amount you are reinvesting within 90 days of the sale by adding it to the amount of your reinvestment. For Class A or Class A1 shares reinvested with a CDSC credit, a new CDSC will apply and the CDSC holding period will begin again. For Class C shares reinvested with a CDSC credit in Class A or Class A1 shares, you will not receive a CDSC credit in the new Class A or Class A1 shares and your reinvestment will not be subject to any otherwise applicable CDSC.

### **Qualified Investors - Class R6**

Class R6 shares are available to the following investors:

- Employer Sponsored Retirement Plans where plan level or omnibus accounts are held on the books of Franklin Templeton Investor Services.
- Endowments; foundations; local, city and state governmental institutions; corporations; non-profit organizations that are organized as corporations; and insurance companies, (collectively “institutional investors”) when purchasing directly from a Fund. The minimum initial investment for institutional investors is \$1,000,000 per Fund.
- Unaffiliated U.S. registered mutual funds, including those that operate as “fund of funds.”
- Other Franklin Templeton and Legg Mason funds and funds for which Franklin Templeton investment managers provide advisory or subadvisory services.
- Intermediaries that execute an addendum to their selling agreement acknowledging that they are acting exclusively as agents of their clients in transacting in Class R6 shares.
- Advisory Fee Programs. A registered broker-dealer, investment advisor, trust company, bank, or other financial intermediary (referred to as a “Sponsor”) that has an agreement with Distributors authorizing the sale of Fund shares and that acquires shares of the Fund for its clients in connection with a comprehensive fee or other advisory fee arrangement for which the client pays the Sponsor a fee for investment advisory services. No minimum initial investment.
- Health Savings Accounts (HSAs) within plan level or omnibus accounts that are held on the books of Franklin Templeton Investor Services.

### **Qualified Investors - Advisor Class**

The following investors or investments qualify to buy Advisor Class shares of the Fund:

- Advisory Fee Programs. Shares acquired by an investor in connection with a comprehensive fee or other advisory fee arrangement between the investor and a registered broker-dealer, investment advisor, trust company, bank, or other financial intermediary (referred to as the “Sponsor”) in which the investor pays that Sponsor a fee for investment advisory services and the Sponsor or a broker-dealer through whom the shares are acquired has an agreement with Distributors authorizing the sale of Fund shares. No minimum initial investment.
- Governments, municipalities, and tax-exempt entities that meet the requirements for qualification under section 501 of the Internal Revenue Code when purchasing direct from the Fund.



- Current employees of securities dealers that have executed a selling agreement with Distributors and their affiliates and their family members, as allowed by the internal policies of their employer.
- Current employees of the investment manager and its affiliates;
- Former employees of the investment manager and its affiliates with existing accounts;
- Current and former board members of investment companies managed by affiliates of Franklin Resources;
- Current and former board members of Franklin Resources;
- The “immediate families” of such persons. “Immediate families” are such person’s spouse (including the surviving spouse of a deceased board member), parents, grandparents, and children and grandchildren (including step-relationships). For such investors, the minimum initial investment is \$1,000 and the minimum for each purchase of additional shares is \$25. Current employees may purchase additional shares through a systematic investment plan.
- Assets held in accounts managed by a subsidiary of Franklin Resources, Inc.: (1) under an advisory agreement (including sub-advisory agreements); and/or (2) as trustee of an inter vivos or testamentary trust.
- Employer Sponsored Retirement Plans (“Plans” or individually, “Plan”) that invest through a record-keeper or third party retirement platform.
- Plans with aggregate plan assets of \$1 million or more invested directly with Franklin Templeton and Legg Mason funds.
- Purchases by a bank, trust company or thrift institution that is acting as a fiduciary exercising investment discretion.
- Any trust or plan established as part of a qualified tuition program under Section 529 of the Internal Revenue Code.
- An individual or entity associated with a current customer of Franklin Templeton Institutional, LLC (FTI, LLC) if approved by FTI, LLC in consultation with its customers.
- Unaffiliated U.S. registered mutual funds, including those that operate as “fund of funds.”
- Assets held in accounts under the recommendation of an investment consultant provided that (1) assets are held with a firm unaffiliated with the investment consultant’s firm; (2) the investment consultant is under a retainer or other similar fee arrangement with its clients; (3) the client is not an

individual; and (4) a subsidiary of Franklin Resources, Inc. approves the investment.

- Clients of financial intermediaries who have entered into an agreement with Distributors and have been approved by Distributors to offer Fund shares through a network, platform, or self-directed investment brokerage account that may charge a transaction or other fee to customers. Minimum initial investment \$100,000, unless otherwise waived by Distributors.
- Purchases by or through a Franklin Templeton donor-advised fund.

## **Waivers for Exchanges between Classes of the Same Fund**

### **Financial Intermediary Exchanges between Classes of the Same Fund.**

Exchanges between Classes of the same Fund as described below generally will be tax-free for federal income tax purposes. You should also consult with your tax advisor regarding the state and local tax consequences of such an exchange of Fund shares. These exchange privileges are subject to termination and may be amended from time to time.

**Advisory Programs Eligible for Advisor Class or Class Z shares.** Class A and Class C shares purchased by accounts participating in certain programs sponsored by and/or controlled by financial intermediaries (“Advisory Programs”) may be exchanged by the financial intermediary on behalf of the shareholder for Advisor Class shares of the same Fund under certain circumstances, including such Advisory Program’s eligibility to purchase Advisor Class shares of the Fund. If a shareholder that holds Advisor Class shares of a Fund no longer participates in an Advisory Program, the Advisor Class shares held by the shareholder may be exchanged by the financial intermediary on behalf of the shareholder for Class A shares of the same Fund under certain circumstances. In this case, the shareholder would be subject to ongoing Rule 12b-1 fees to which it was not previously subject. All such exchanges are initiated by the financial intermediary and not the Fund and the Fund does not have information or oversight with respect to such exchanges. Such exchanges will be on the basis of each Class’ NAV per share, without the imposition of any sales charge, fee or other charge. Unless otherwise permitted, any CDSC owed must be paid on Class A and C shares that you wish to exchange.

### **Financial Intermediary Exchanges from Class C Shares to Class A Shares.**

Class C shares purchased through financial intermediaries may be exchanged by the financial intermediary on behalf of the shareholder for Class A shares of the same Fund under certain circumstances. Such exchange will be on the basis of each Class’ NAV per share, without the imposition of any sales charge, fee or other charge.

## Buying Shares

### Minimum Investments - Class A, A1, C & R

	Initial
Regular accounts, UGMA/UTMA accounts, current and former full-time employees, officers, trustees and directors of Franklin Templeton entities, and their family members	\$ 1,000
Automatic investment plans	\$ 25
Employer Sponsored Retirement Plans, SIMPLE-IRAs, SEP-IRAs, SARSEPs or 403(b) plan accounts	no minimum
IRAs, IRA rollovers, Coverdell Education Savings Plans or Roth IRAs	\$250
Broker-dealer sponsored wrap account programs	no minimum

A financial intermediary may impose different investment minimums than those set forth above. The Fund is not responsible for any investment minimums imposed by financial intermediaries or for notifying shareholders of any changes to them. See Appendix A for more information on certain intermediary-specific investment minimums. Please consult with your financial intermediary if you have any questions regarding its policies.

Please note that you generally may only buy shares (including the purchase side of an exchange) of a fund eligible for sale in your state or jurisdiction. The Fund and other Franklin Templeton funds are intended for sale to residents of the United States, and, with very limited exceptions, are not registered or otherwise offered for sale in other jurisdictions.

In particular, the Fund is not registered in any provincial or territorial jurisdiction in Canada, and shares of the Fund have not been qualified for sale in any Canadian jurisdiction. The shares offered by this prospectus generally may not be directly or indirectly offered or sold in any provincial or territorial jurisdiction in Canada or to or for the benefit of residents thereof. Prospective investors may be required to declare that they are not Canadian residents and are not acquiring shares on behalf of any Canadian residents. Similarly, the Fund is not registered, and shares of the Fund have not been qualified for distribution, in any member country of the European Union (EU) or European Economic Area (EEA), and generally may not be directly or indirectly offered or distributed in any such country. If an investor becomes a Canadian, EU or EEA resident after purchasing shares of the Fund, the investor may not be able to purchase any additional shares of the Fund (other than reinvestment of dividends and capital gains) or exchange shares of the Fund for other U.S. registered Franklin Templeton and Legg Mason funds.

## Account Application

If you are opening a new account, please complete and sign the enclosed account application. Make sure you indicate the share class you have chosen. If you do not indicate a class, we will place your purchase in Class A shares. To save time, you can sign up now for services you may want on your account by completing the appropriate sections of the application (see "Investor Services"). For example, if you would like to link one of your bank accounts to your Fund account so that you may use electronic funds transfer to and from your bank account to buy and sell shares, please complete the bank information section of the application. We will keep your bank information on file for future purchases and redemptions. We do not accept cash, third-party checks, credit card convenience checks, pre-paid debit cards, non-bank money orders, travelers checks or checks drawn on foreign banks as forms of payment to purchase shares.

## Buying Shares

	Opening an account	Adding to an account
<b>Through your investment representative</b>	Contact your investment representative	Contact your investment representative
<b>By Phone/Online</b> (800) 632-2301 franklintempleton.com <i>Note: certain account types are not available for online account access.</i>	If you have another Franklin Templeton fund account with your bank account information on file, you may open a new identically registered account by phone. To make a same day investment, your phone order must be received and accepted by us prior to 1 p.m. Pacific time or the regularly scheduled close of the New York Stock Exchange, whichever is earlier. You may open certain new accounts online at franklintempleton.com.	Before requesting a telephone or online purchase into an existing account, please make sure we have your bank account information on file. If we do not have this information, you will need to send written instructions with your bank's name and address and a voided check or savings account deposit slip. All bank and Fund account owners must sign the request. If the bank and Fund accounts do not have at least one common owner, each individual must also have his or her signature notarized. To make a same day investment, your phone or online order must be received and accepted by us prior to 1 p.m. Pacific time or the regularly scheduled close of the New York Stock Exchange, whichever is earlier.
<b>By Mail</b>	Make your check payable to the Fund. Mail the check and your signed application to Investor Services at the address provided on the application or at the address below.	Make your check payable to the Fund. Include your account number on the check. Fill out the deposit slip from your account statement. If you do not have a slip, include a note with your name, the Fund name, and your account number. Mail the check and deposit slip or note to Investor Services at the address provided on the application or at the address below.

<p><b>By Wire</b> (800) 632-2301</p>	<p>Call to receive a wire control number and wire instructions. Wire the funds and mail your signed application to Investor Services. Please include the wire control number or your new account number on the application. To make a same day wire investment, the wired funds must be received and accepted by us prior to 1 p.m. Pacific time or the regularly scheduled close of the New York Stock Exchange, whichever is earlier.</p>	<p>Call to receive a wire control number and wire instructions. To make a same day wire investment, the wired funds must be received and accepted by us prior to 1 p.m. Pacific time or the regularly scheduled close of the New York Stock Exchange, whichever is earlier.</p>
<p><b>By Exchange</b> franklintempleton.com</p>	<p>Call Shareholder Services at (800) 632-2301, or send signed written instructions. You also may place an online exchange order. (Please see "Exchanging Shares" for more information on exchanges.)</p>	<p>Call Shareholder Services at (800) 632-2301, or send signed written instructions. You also may place an online exchange order. (Please see "Exchanging Shares" for more information on exchanges.)</p>

Franklin Templeton Investor Services  
P.O. Box 997152  
Sacramento, CA 95899-7152  
Call toll-free: (800) 632-2301  
or visit us online 24 hours a day,  
7 days a week, at franklintempleton.com

## Investor Services

### Automatic Investment Plan

This plan offers a convenient way for you to invest in the Fund by automatically transferring money from your checking or savings account each month to buy shares. To sign up, visit us online at [franklintempleton.com](http://franklintempleton.com) or complete the appropriate section of your account application and send it to Investor Services. If you are opening a new account, please include your minimum initial investment with your application.

### Automated Telephone System

Our automated system offers around-the-clock access to information about your account or any Franklin Templeton fund. This service is available by dialing any of the following numbers from a touch-tone phone:

<b>Shareholder Services</b>	(800) 632-2301
<b>Advisor Services</b>	(800) 524-4040
<b>Retirement Services</b>	(800) 527-2020

### Distribution Options

You may reinvest distributions you receive from the Fund in an existing account in the same share class of the Fund or another Franklin Templeton or Legg Mason fund\*. Initial sales charges and CDSCs will not apply to reinvested distributions. You also can have your distributions deposited in a bank account, or mailed by check. Deposits to a bank account may be made by electronic funds transfer.

\* Class C shareholders may reinvest their distributions in Class A shares of Franklin U.S. Government Money Fund. Advisor Class shareholders may reinvest in Advisor Class or Class A shares of another Franklin Templeton or Legg Mason fund (excluding Western Asset Government Reserves).

If you received a distribution and chose to return it to purchase additional shares in Class A shares of another Franklin Templeton fund, you will not be charged an initial sales charge if you invest the distribution within 90 days of the distribution date.

Please indicate on your application the distribution option you have chosen, otherwise we will reinvest your distributions in the same share class of the Fund.

### Retirement Plans

Franklin Templeton offers a variety of retirement plans for individuals and businesses. These plans require separate applications, may require special forms for redemptions, and their policies and procedures may be different than those described in this prospectus. For more information, including a free retirement plan brochure or application, please call Retirement Services at (800) 527-2020.

## Telephone/Online Privileges

You will automatically receive telephone/online privileges when you open your account, allowing you to obtain or view your account information, and conduct a number of transactions by phone or online, including: buy, sell, or exchange shares of most funds; use electronic funds transfer to buy or sell shares of most funds; change your address; and add or change account services (including distribution options, systematic withdrawal plans and automatic investment plans).

To view your account information or request online transactions, you will first need to register for these services at the shareholder section of our website at [franklintempleton.com](http://franklintempleton.com). You will be asked to accept the terms of an online agreement(s) and establish a password for online services. If you are registered for online services, you may enroll online in Franklin Templeton's electronic delivery program for your shareholder documents. This will allow you to receive electronic delivery (through our website) of most Franklin Templeton funds' prospectuses, proxy statements and other documents, as well as your account(s) statements and trade confirmations, and discontinue receiving your paper copies through the U.S. mail. Using our shareholder website means you are consenting to sending and receiving personal financial information over the Internet, so you should be sure you are comfortable with the risks.

As long as we follow reasonable security procedures and act on instructions we reasonably believe are genuine, we will not be responsible for any losses that may occur from unauthorized requests. We will request passwords or other information, and also may record calls. We have the right (but have no obligation) to refuse a telephone request if the caller is unable to provide the requested information or if we reasonably believe the caller is not an individual authorized to act on the account. To help safeguard your account, keep your password confidential, and verify the accuracy of your confirmation statements immediately after you receive them. Contact us immediately if you believe someone has obtained unauthorized access to your account or password. For transactions done over the Internet, we recommend the use of an Internet browser with 128-bit encryption. Certain methods of contacting us (such as by phone or by Internet) may be unavailable or delayed during periods of unusual market activity. *Of course, you can choose not to register for online privileges. Additionally, if you don't want telephone privileges, or want to discontinue telephone/online privileges at any time please contact us for instructions.* You may reinstate these privileges at any time in writing, including online registration with respect to online privileges.

**Note:** Digital communication channels are not necessarily secure. If you do choose to send confidential or sensitive information to us via digital communication channels (e.g. email, chat, text messaging, fax), you are accepting the associated risks related to potential lack of security, such as the possibility that your

confidential or sensitive information may be intercepted/accessed by a third party and subsequently used or sold.

### **Systematic Withdrawal Plan**

This plan allows you to automatically sell your shares and receive regular payments from your account. A CDSC may apply to withdrawals that exceed certain amounts. Certain terms and minimums apply. To sign up, visit us online at [franklintempleton.com](http://franklintempleton.com) or contact us for instructions.

### **Franklin Templeton VIP Services®**

You may be eligible for Franklin Templeton VIP Services® if you currently have \$500,000 or more invested in Franklin Templeton funds based solely on shares registered directly with the Franklin Templeton funds' transfer agent and excluding shares held indirectly through brokerage accounts. Franklin Templeton VIP Services® shareholders enjoy enhanced service and transaction capabilities. Please contact Shareholder Services at (800) 632-2301 for additional information on this program.



## Selling Shares

You can sell your shares at any time. To make a same day redemption, the redemption request must be received and accepted by us prior to 1 p.m. Pacific time or the regularly scheduled close of the New York Stock Exchange, whichever is earlier. Please keep in mind that a contingent deferred sales charge (CDSC) may apply.

### Selling Shares in Writing

Generally, requests to sell \$250,000 or less can be made over the phone, online, or with a simple letter. Sometimes, however, to protect you and the Fund we may request written instructions signed by all registered owners, with a signature guarantee for each owner, if:

- you are selling more than \$250,000 worth of shares
- you want your proceeds paid to someone who is not a registered owner
- you want to send your proceeds somewhere other than the address of record, or preauthorized bank or brokerage firm account

We also may require a signature guarantee when: we receive instructions from an agent, not the registered owners; you want to send your proceeds to a bank account that was added or changed on your account without a signature guarantee within the last 15 days; you want to send proceeds to your address that was changed without a signature guarantee within the last 15 days; or we believe it would protect the Fund against potential claims based on the instructions received. The Fund may change the signature guarantee requirements from time to time without prior notice to shareholders.

The amount may be higher for members of Franklin Templeton VIP Services®. Please see “Franklin Templeton VIP Services®” above for more information regarding eligibility.

A **signature guarantee** helps protect your account against fraud. You can obtain a signature guarantee at most banks and securities dealers.

A notary public CANNOT provide a signature guarantee.

### Selling Recently Purchased Shares

If you sell shares recently purchased, we may delay sending you the proceeds until your check, draft or wire/electronic funds transfer has cleared, which may take seven business days.

### Redemption Proceeds

Your redemption check will be sent within seven days after we receive your request in proper form. We are not able to receive or pay out cash in the form of currency.

**Retirement Plans**

You may need to complete additional forms to sell shares in a FTIOS retirement plan. For participants under the age of 59 1/2, tax penalties may apply. Call Retirement Services at (800) 527-2020 for details.

## Selling Shares

### To sell some or all of your shares

#### Through your investment representative

Contact your investment representative

#### By Mail

Send written instructions and endorsed share certificates (if you hold share certificates) to Investor Services. Corporate, partnership or trust accounts may need to send additional documents.

Specify the Fund, the account number and the dollar value or number of shares you wish to sell. Be sure to include all necessary signatures and any additional documents, as well as signature guarantees if required.

A check will be mailed to the name(s) and address on the account, or otherwise according to your written instructions.

#### By Phone/Online

(800) 632-2301

[franklintempleton.com](http://franklintempleton.com)

As long as your transaction is for \$250,000 or less and you do not hold share certificates, you can sell your shares by phone or online. The amount may be higher for members of Franklin Templeton VIP Services®. Please see "Franklin Templeton VIP Services®" above for more information regarding eligibility.

A check will be mailed to the name(s) and address on the account, or a pre-authorized secondary address. Written instructions, with a signature guarantee, are required to send the check to another address or to make it payable to another person.

If you have changed your address within the last 15 days without a signature guarantee, requests to sell your shares and mail the check to the name(s) and address on the account must be in writing and we may require a signature guarantee. Requests to sell your shares and send the proceeds to a pre-authorized secondary address may be requested by phone or online.

#### By Electronic Funds Transfer (ACH)

You can call, write, or visit us online to have redemption proceeds sent to a bank account. See the policies at left for selling shares by mail, phone, or online.

Before requesting to have redemption proceeds sent to a bank account, please make sure we have your bank account information on file. If we do not have this information, you will need to send written instructions with your bank's name and a voided check or savings account deposit slip. All bank and Fund account owners must sign the request. If the bank and Fund accounts do not have at least one common owner, each individual must also have his or her signature notarized.

If the bank account was added or changed without a signature guarantee within the last 15 days, you may be required to provide written instructions signed by all Fund account owners, with a signature guarantee for each Fund account owner.

If we receive your request in proper form prior to 1 p.m. Pacific time, or the regularly scheduled close of the New York Stock Exchange, whichever is earlier, proceeds sent by ACH generally will be available within two to three business days.

#### By Exchange

Obtain a current prospectus for the fund you are considering. Prospectuses are available online at [franklintempleton.com](http://franklintempleton.com).

Call Shareholder Services at the number below or send signed written instructions. You also may place an exchange order online. See the policies at left for selling shares by mail, phone, or online.

If you hold share certificates, you will need to return them to the Fund before your exchange can be processed.

Franklin Templeton Investor Services

P.O. Box 997152

Sacramento, CA 95899-7152

Call toll-free: (800) 632-2301

or visit us online 24 hours a day,

7 days a week, at [franklintempleton.com](http://franklintempleton.com)

## Exchanging Shares

### Exchange Privilege

You or your financial intermediary may instruct the Fund to exchange shares of any class for shares of the same class of any other Franklin Templeton or Legg Mason fund, provided that the fund shares to be acquired in the exchange are available to new investors in such other fund and you are eligible to invest in such shares. In addition, you may exchange shares of the Fund for a different share class of the same Fund provided you meet the eligibility requirements of the share class into which you are exchanging. If the Franklin Templeton or Legg Mason fund into which you wish to exchange your shares does not offer the class of shares in which you are currently invested, you may exchange your shares into another share class according to the following table:

Exchange From Share Class	Exchange To Share Class (if exact share class is not offered)
Advisor Class	Class I, Class Z or Class A (without any sales charge)*
Class Z	Class I or Advisor Class
Class R6	Class IS, Advisor Class or Class Z
Class R	Class FI
Class A1	Class A

\* If you exchange into Class A shares and you later decide you would like to exchange into a fund that offers an Advisor Class, you may exchange your Class A shares for Advisor Class shares if you are a current shareholder in Advisor Class or you otherwise qualify to buy the fund's Advisor Class shares.

In certain comprehensive fee or advisory programs that hold Class A and/or A1 shares, the investor may exchange to Advisor Class, Class I or Class Z shares at the discretion of the financial intermediary. You may exchange shares of the Fund for a class of shares of other funds sold by the Distributor on any day that both the Fund and the fund into which you are exchanging are open for business. Please contact your financial intermediary or the Fund about funds available for exchange.

Generally exchanges may only be made between identically registered accounts, unless you send written instructions with a signature guarantee.

An **exchange** is really two transactions: a sale of one fund and the purchase of another. In general, the same policies that apply to purchases and sales also apply to exchanges, including minimum investment amounts (except exchanges of an entire account balance). Exchanges also generally have the same tax consequences as ordinary sales and purchases.

**Exchange effects on sales charges.** You can exchange shares between most Franklin Templeton and Legg Mason funds within the same class, generally without paying any additional sales charges. If you exchange shares from a money fund

and those shares were not charged a sales charge previously, however, a sales charge may apply.

Any CDSC will continue to be calculated from the date of your initial investment and will not be charged at the time of the exchange. The purchase price for determining a CDSC on exchanged shares will be the price you paid for the original shares.

**Exchange effects on Class C conversion feature.** If you exchange your Class C shares for the same class of shares of another Franklin Templeton and Legg Mason fund, the time your shares are held in the initial Fund will count towards the 8-year period for automatic conversion to Class A shares.

**Rejected exchanges.** If the Fund rejects an exchange request involving the sale of Fund shares, the rejected exchange request will also mean rejection of the request to purchase shares of another fund with the proceeds of the sale. Of course, you may generally redeem shares of the Fund at any time.

**Exchanges through financial intermediaries.** If you are investing indirectly in the Fund through a financial intermediary such as a broker-dealer, a bank, an insurance company separate account, an investment advisor, an administrator or trustee of an IRS-recognized tax-deferred savings plan such as a 401(k) retirement plan and a 529 college savings plan that maintains a master account (an Omnibus Account) with the Fund for trading on behalf of its customers, different exchange and/or transfer limit guidelines and restrictions may apply. The financial intermediary through whom you are investing may choose to adopt different trading restrictions designed to discourage short-term or excessive trading. Consult with your financial intermediary (or in the case of a 401(k) retirement plan, your plan sponsor) to determine what trading restrictions, including exchange/transfer limitations, may be applicable to you.

**Fund exchange privilege changes/waiver.** The Fund may terminate or modify (temporarily or permanently) this exchange privilege in the future. You will receive at least 60 days' notice of any material changes, unless otherwise provided by law.

**Other funds' exchange privileges.** If there is a conflict between the exchange privileges of two funds involved in an exchange transaction, the stricter policy will apply to the transaction. Other Franklin Templeton or Legg Mason funds may have different exchange restrictions. Check each fund's prospectus for details.

**Exchange of shares into shares of the same Fund.** The exchange of shares of one class into another class of the same Fund is not taxable for federal income tax purposes. However, shareholders should consult their tax advisors regarding the state and local tax consequences of a conversion or exchange of shares.

## Frequent Trading Policy

The Fund's board of trustees has adopted the following policies and procedures with respect to frequent trading in Fund shares (Frequent Trading Policy).

The Fund does not intend to accommodate short-term or frequent purchases and redemptions of Fund shares that may be detrimental to the Fund. For example, this type of trading activity could interfere with the efficient management of the Fund's portfolio or materially increase the Fund's transaction costs, administrative costs or taxes.

In addition, since the Fund may invest in foreign securities, it may be vulnerable to a form of short-term trading that is sometimes referred to as "time-zone arbitrage." Time-zone arbitrage occurs when an investor seeks to take advantage of delays between changes in the value of a mutual fund's portfolio holdings and the reflection of those changes in the Fund's net asset value per share. These delays are more likely to occur in the case of foreign investments, due to differences between the times during which the Fund's international portfolio securities trade on foreign markets and the time as of which the Fund's NAV is calculated (generally as of the close of the NYSE - please see "Account Policies - Calculating Share Price"). Time-zone arbitrage traders seek to purchase or redeem shares of a fund based on events occurring after foreign market closing prices are established, but before calculation of the fund's NAV. This can result in the value of the Fund's shares being diluted. One of the objectives of the Fund's fair value pricing procedures is to minimize the possibility of this type of arbitrage (please see "Account Policies - Security Valuation - Foreign Securities - Potential Impact of Time Zones and Market Holidays"); however, there can be no assurance that the Fund's valuation procedures will be successful in eliminating it.

Since the Fund may invest in securities that are, or may be, restricted, unlisted, traded infrequently, thinly traded, or relatively illiquid ("relatively illiquid securities"), it may be particularly vulnerable to arbitrage short-term trading. Such arbitrage traders may seek to take advantage of a possible differential between the last available market prices for one or more of those relatively illiquid securities that are used to calculate the Fund's NAV and the latest indications of market values for those securities. One of the objectives of the Fund's fair value pricing procedures is to minimize the possibilities of this type of arbitrage (please see "Account Policies - Fair Valuation - Individual Securities"); however, there can be no assurance that the Fund's valuation procedures will be successful in eliminating it.

Through its transfer agent, the Fund performs ongoing monitoring of shareholder trading in shares of the Fund and other Franklin Templeton funds in order to try and identify shareholder trading patterns that suggest an ongoing short-term trading strategy. If shareholder trading patterns identified by the transfer agent through monitoring or from other information regarding the shareholder's trading activity in non-Franklin Templeton funds leads the transfer agent to reasonably conclude that

such trading may be detrimental to the Fund as described in this Frequent Trading Policy, the transfer agent, on behalf of the Fund, may temporarily or permanently bar future purchases into the Fund or, alternatively, may limit the amount, number or frequency of any future purchases and/or the method by which you may request future purchases and redemptions (including purchases and/or redemptions by an exchange or transfer between the Fund and any other mutual fund).

In considering an investor's trading patterns, the Fund may consider, among other factors, the investor's trading history both directly and, if known, through financial intermediaries, in the Fund, in other Franklin Templeton funds, in non-Franklin Templeton mutual funds, or in accounts under common control or ownership (see, for example, "Buying and Selling Shares - Investment by asset allocators and large shareholders" in the SA). The transfer agent may also reject any purchase request, whether or not it represents part of any ongoing trading pattern, if the Fund's investment manager or transfer agent reasonably concludes that the amount of the requested transaction may disrupt or otherwise interfere with the efficient management of the Fund's portfolio. In determining what actions should be taken, the Fund's transfer agent may consider a variety of factors, including the potential impact of such remedial actions on the Fund and its shareholders. If the Fund is a "fund of funds," the Fund's transfer agent may consider the impact of the trading activity and of any proposed remedial action on both the Fund and the affiliated underlying funds in which the Fund invests.

**Frequent trading through financial intermediaries.** You are an investor subject to this Frequent Trading Policy whether you are a direct shareholder of the Fund or you are investing indirectly in the Fund through a financial intermediary, such as a broker-dealer, bank, trust company, insurance company product such as an annuity contract, investment advisor, or an administrator or trustee of an IRS-recognized tax-deferred savings plan such as a 401(k) retirement plan and a 529 college savings plan.

Some financial intermediaries maintain master accounts with the Fund on behalf of their customers ("omnibus accounts"). The Fund has entered into "information sharing agreements" with these financial intermediaries, which permit the Fund to obtain, upon request, information about the trading activity of the intermediary's customers that invest in the Fund. If the Fund's transfer agent identifies omnibus account level trading patterns that have the potential to be detrimental to the Fund, the transfer agent may, in its sole discretion, request from the financial intermediary information concerning the trading activity of its customers. Based upon its review of the information, if the transfer agent determines that the trading activity of any customer may be detrimental to the Fund, it may, in its sole discretion, request the financial intermediary to restrict or limit further trading in the Fund by that customer. There can be no assurance that the transfer agent's monitoring of omnibus account

level trading patterns will enable it to identify all short-term trading by a financial intermediary's customers.



## Account Policies

### Calculating Share Price

#### Class A, A1 & C

When you buy shares, you pay the "offering price" for the shares. The "offering price" is determined by dividing the NAV per share by an amount equal to 1 minus the sales charge applicable to the purchase (expressed in decimals), calculated to two decimal places using standard rounding criteria. The number of Fund shares you will be issued will equal the amount invested divided by the applicable offering price for those shares, calculated to three decimal places using standard rounding criteria. For example, if the NAV per share is \$10.25 and the applicable sales charge for the purchase is 5.50%, the offering price would be calculated as follows: 10.25 divided by 1.00 minus 0.055 [ $10.25/0.945$ ] equals 10.846561, which, when rounded to two decimal points, equals 10.85. The offering price per share would be \$10.85.

When you sell shares, you receive the NAV minus any applicable CDSC.

#### All Classes

The value of a mutual fund is determined by deducting the fund's liabilities from the total assets of the portfolio. The NAV per share is determined by dividing the total net asset value of each fund's share class by the applicable number of shares outstanding per share class.

The Fund calculates the NAV per share each business day as of 1 p.m. Pacific time or the regularly scheduled close of the New York Stock Exchange (NYSE), whichever is earlier. The Fund does not calculate the NAV on days the NYSE is closed for trading, which include New Year's Day, Martin Luther King Jr. Day, President's Day, Good Friday, Memorial Day, Juneteenth National Independence Day, Independence Day, Labor Day, Thanksgiving Day and Christmas Day. If the NYSE has a scheduled early close, the Fund's share price would be determined as of the time of the close of the NYSE. If, due to weather or other special or unexpected circumstances, the NYSE has an unscheduled early close on a day that it has opened for business, the Fund reserves the right to consider that day as a regular business day and accept purchase and redemption orders and calculate its share price as of the normally scheduled close of regular trading on the NYSE. The Fund's NAV per share for each class is readily available online at [www.franklintempleton.com/performance](http://www.franklintempleton.com/performance).

The Fund has an agreement with certain financial intermediaries that authorize them to accept orders or designate third parties to accept orders on behalf of the Fund. If you place your order through these financial intermediaries, the order will be considered received when they accept the order. Those orders will be priced at the next NAV calculated after acceptance of the order by the financial intermediary

or its agent. If you place an order through an account at an intermediary, please consult with the intermediary to determine when your order will be executed, as some intermediaries may require that they receive orders prior to a specified cut-off time.

Requests to buy and sell shares are processed at the NAV next calculated after we or an approved financial intermediary receive your request in proper form.

When determining its NAV, the Fund values cash and receivables at their realizable amounts, and records interest as accrued and dividends on the ex-dividend date. The Fund generally utilizes two independent pricing services to assist in determining a current market value for each security. If market quotations are readily available for portfolio securities listed on a securities exchange, the Fund values those securities at the last quoted sale price or the official closing price of the day, respectively, or, if there is no reported sale, within the range of the most recent quoted bid and ask prices. The Fund values over-the-counter portfolio securities within the range of the most recent bid and ask prices. If portfolio securities trade both in the over-the-counter market and on a stock exchange, the Fund values them according to the broadest and most representative market. Prices received by the Fund for securities may be based on institutional “round lot” sizes, but the Fund may hold smaller, “odd lot” sizes. Odd lots may trade at lower prices than round lots.

Generally, trading in corporate bonds, U.S. government securities and money market instruments is substantially completed each day at various times before 1 p.m. Pacific time. The value of these securities used in computing the NAV is determined as of such times. Occasionally, events affecting the values of these securities may occur between the times at which they are determined and 1 p.m. Pacific time that will not be reflected in the computation of the NAV. The Fund relies on third-party pricing vendors to provide evaluated prices that reflect current fair market value at 1 p.m. Pacific time.

### **Fair Valuation – Individual Securities**

The Fund has procedures, approved by the board of trustees, to determine the fair value of individual securities and other assets for which market prices are not readily available (such as certain restricted or unlisted securities and private placements) or which may not be reliably priced (such as in the case of trade suspensions or halts, price movement limits set by certain foreign markets, and thinly traded or illiquid securities). Some methods for valuing these securities may include: fundamental analysis (earnings multiple, etc.), matrix pricing, discounts from market prices of similar securities, or discounts applied due to the nature and duration of restrictions on the disposition of the securities. The board of trustees oversees the application of fair value pricing procedures.

The application of fair value pricing procedures represents a good faith determination based upon specifically applied procedures. There can be no assurance that the Fund could obtain the fair value assigned to a security if it were able to sell the security at approximately the time at which the Fund determines its NAV per share.

### **Security Valuation – Pass-Through Securities, CMO, ABS, MBS (Income Fund and U.S. Government Securities Fund)**

Mortgage pass-through securities (such as Ginnie Mae, Fannie Mae and Freddie Mac), other mortgage-backed securities (MBS), collateralized mortgage obligations (CMOs) and asset-backed securities (ABS) generally trade in the over-the-counter market rather than on a securities exchange. The Fund may value these portfolio securities by utilizing quotations from bond dealers, information with respect to bond and note transactions and may rely on independent pricing services. The Fund's pricing services use valuation models or matrix pricing to determine current value. In general, they use information with respect to comparable bond and note transactions, quotations from bond dealers or by reference to other securities that are considered comparable in such characteristics as rating, interest rate, maturity date, option adjusted spread models, prepayment projections, interest rate spreads and yield curves. Matrix pricing is considered a form of fair value pricing.

### **Security Valuation – Corporate Debt Securities (all Funds except U.S. Government Securities Fund)**

Corporate debt securities generally trade in the over-the-counter market rather than on a securities exchange. The Fund may value these portfolio securities by utilizing quotations from bond dealers, information with respect to bond and note transactions and may rely on independent pricing services to assist in determining a current market value for each security. The Fund's pricing services may utilize independent quotations from bond dealers and bond market activity to determine current value.

### **Security Valuation – Options (all Funds except U.S. Government Securities Fund)**

The Fund values traded call options at their market price as determined above. The current market value of any option the Fund holds is its last sale price on the relevant exchange before the Fund values its assets. If there are no sales that day or if the last sale price is outside the bid and ask prices, the Fund values options within the range of the current closing bid and ask prices if the Fund believes the valuation fairly reflects the contract's market value.

### **Security Valuation – Foreign Securities – Computation of U.S. Equivalent Value (all Funds except U.S. Government Securities Fund)**

The Fund generally determines the value of a foreign security as of the close of trading on the foreign stock exchange on which the security is primarily traded, or

as of 1 p.m. Pacific time. The value is then converted into its U.S. dollar equivalent at the foreign exchange rate in effect at 1 p.m. Pacific time on the day that the value of the foreign security is determined. If no sale is reported at that time, the foreign security will be valued within the range of the most recent quoted bid and ask prices. Occasionally events (such as repatriation limits or restrictions) may impact the availability or reliability of foreign exchange rates used to convert the U.S. dollar equivalent value. If such an event occurs, the foreign exchange rate will be valued at fair value using procedures established and approved by the board of trustees.

### **Security Valuation – Foreign Securities – Potential Impact of Time Zones and Market Holidays (all Funds except U.S. Government Securities Fund)**

Trading in securities on foreign securities stock exchanges and over-the-counter markets, such as those in Europe and Asia, may be completed before 1 p.m. Pacific time on each day that the Fund is open. Occasionally, events occur between the time at which trading in a foreign security is completed and 1 p.m. Pacific time that might call into question the availability (including the reliability) of the value of a foreign portfolio security held by the Fund. As a result, the Fund may be susceptible to what is referred to as “time-zone arbitrage.” Certain investors in the Fund may seek to take advantage of discrepancies in the value of the Fund's portfolio securities as determined by the foreign market at its close and the latest indications of value attributable to the portfolio securities at the time the Fund's NAV is computed. Trading by these investors, often referred to as “arbitrage market timers,” may dilute the value of the Fund's shares, if such discrepancies in security values actually exist. To attempt to minimize the possibilities for time-zone arbitrage, and in accordance with procedures established and approved by the Fund's board of trustees, the investment manager monitors price movements by using a fair value pricing service offered through an independent pricing vendor.

The fair value pricing service is used to estimate the price of a security in a liquid market at the time of the NAV calculation (1 p.m. Pacific Time). If certain criteria are met, the foreign securities may be valued using the price from the fair value pricing service. The intended effect of applying fair value pricing is to compute an NAV that accurately reflects the value of the Fund's portfolio at the time that the NAV is calculated, to discourage potential arbitrage market timing in Fund shares, to mitigate the dilutive impact of such attempted arbitrage market timing and to be fair to purchasing, redeeming and existing shareholders. However, the application of fair value pricing procedures may, on occasion, worsen rather than mitigate the potential dilutive impact of shareholder trading.

In addition, trading in foreign portfolio securities generally, or in securities markets in a particular country or countries, may not take place on every Fund's business day. Furthermore, trading takes place in various foreign markets on days that are

not business days for the Funds, and on which the Fund's NAV is not calculated (in which case, the NAV of the Fund's shares may change on days when shareholders will not be able to purchase or redeem Fund shares). Thus, the calculation of the Fund's NAV does not take place contemporaneously with the determination of the prices of many of the foreign portfolio securities used in the calculation. If events affecting the last determined values of these foreign securities occur, the securities will be valued at fair value determined in good faith in accordance with the Fund's fair value procedures established and approved by the board of trustees (as described above).

### **Accounts with Low Balances**

If your account has been open for more than one year and its value falls below \$500, we will mail you a notice asking you to bring the account back up to its applicable minimum investment amount. If you choose not to do so within 30 days, we will close your account and proceeds will be sent by Electronic Fund Transfer (ACH) to your bank information on file. If we do not have this information, proceeds will be mailed to the address of record. You will not be charged a CDSC if your account is closed for this reason. This policy does not apply to: (1) certain broker-controlled accounts established through the National Securities Clearing Corporation's Networking system; (2) Class A or A1 accounts established pursuant to a conversion from Class C or C1, and any remaining Class C or C1 accounts involved in the conversion, with a low balance due to the conversion; (3) tax-deferred retirement plan accounts; (4) active automatic investment plan accounts; (5) accounts in an Advisory Fee Program; (6) accounts held through a 529 college savings program; (7) Coverdell Education Savings Plan accounts; and (8) accounts currently maintained via robo advice driven services where account investments and reallocations are done through an automated, algorithm-driven platform.

**Small account fees** To offset the relatively higher impact on fund expenses of servicing smaller accounts, the Fund may charge you a fee of \$3.75 per account that is determined and assessed quarterly by your financial intermediary or by Distributors (i.e., for accounts for which Distributors is the broker of record) on the next-to-last business day of the quarter (with an annual maximum of \$15.00 per account) if the value of your account is below \$1,000 (if applicable, \$250 for retirement plans that are not employer-sponsored) for any reason (including declines in net asset value). The small account fee will be charged by redeeming shares in your account. If the value of your account is \$3.75 or less, the amount in the account may be exhausted to pay the small account fee. If your financial intermediary or Distributors assesses a small account fee, the small account fee will not be assessed on systematic investment plans until the end of the first quarter after the account has been established for 21 months. Payment of the small account fee through a redemption of fund shares may result in tax consequences to you (see "Distributions and Taxes" for more information).

The small account fee will not be charged on, if applicable: (i) retirement plans (but will be charged on other plans that are not employer-sponsored such as traditional and Roth individual retirement accounts, Coverdell education savings accounts, individual 403(b)(7) custodial accounts, Keogh plans, SEPs, SARSEPs, SIMPLE IRAs or similar accounts); (ii) Franklin Templeton funds that have been closed to subsequent purchases for all classes; (iii) accounts that do not have a valid address as evidenced by mail being returned to the fund or its agents; (iv) Class R, Class R6 and Advisor Class shares; and (v) for new accounts (except for new accounts opened by way of an exchange), a small account fee will not be charged during the calendar quarter in which you open your account.

If your share class is no longer offered, you may not be able to bring your account up to the minimum investment amount (although you may exchange into existing accounts of other funds sold by Distributors in which you hold the same share class, to the extent otherwise permitted by those funds and subject to any applicable sales charges).

The small account fee is calculated on a fund-by-fund basis. If you have one or more accounts in different funds, the account(s) in different funds will not be aggregated for the purpose of calculating the small account fee.

A financial intermediary may impose different minimum account balances on your account than those described above. The Fund is not responsible for any minimum account balances imposed by financial intermediaries or for notifying shareholders of any changes to them. See Appendix A for more information on certain intermediary-specific minimum account balances. Please consult with your financial intermediary if you have any questions regarding their policies.

## Redemptions

Typically, the Fund uses cash and cash equivalents held in its portfolio or sells portfolio assets to meet all redemption needs. In unusual circumstances or under stressed market conditions, the Fund may use other methods to meet redemptions, such as the use of lines of credit or interfund lending in reliance on exemptive relief from the SEC. Also, see “Account Policies – Redemptions in Kind” for further information regarding redemption requests.

### Redemptions in Kind

If your redemption requests during any 90-day period exceed \$250,000 (or 1% of the value of the Fund’s net assets, if less), the Fund reserves the right to make payments in whole or in part in securities or other assets of the Fund. You should expect to incur transaction costs upon the disposition of the securities received in the distribution. In addition, you will bear the market risk of the securities you hold until the securities are sold.

## Redemptions by Large Shareholders

At times, the Fund may experience adverse effects when certain large shareholders redeem large amounts of shares of the Fund. Large redemptions may cause the Fund to sell portfolio securities at times when it would not otherwise do so. In addition, these transactions may also accelerate the realization of taxable income to shareholders if such sales of investments resulted in gains, and may also increase transaction costs and/or increase in the Fund's expense ratio. When experiencing a redemption by a large shareholder, the Fund may delay payment of the redemption request up to seven days to provide the investment manager with time to determine if the Fund can redeem the request in-kind or to consider other alternatives to lessen the harm to remaining shareholders. Under certain circumstances, however, the Fund may be unable to delay a redemption request, which could result in the automatic processing of a large redemption that is detrimental to the Fund and its remaining shareholders.

## Statements, Reports and Prospectuses

You will receive quarterly account statements that show all your account transactions during the quarter. You also will receive written notification after each transaction affecting your account (except for distributions and transactions made through automatic investment or withdrawal programs, which will be reported on your quarterly statement). Upon receipt, review all account statements and written notifications after each transaction affecting your account and notify us immediately if there is a discrepancy.

You also will receive, or receive notice of the availability of, the Fund's financial reports every six months. In addition, you will receive an annual updated summary prospectus (prospectus available upon request). To reduce Fund expenses, we try to identify related shareholders in a household and send only one copy of the financial reports (to the extent received by mail) and summary prospectus. This process, called "householding," will continue indefinitely unless you instruct us otherwise. If you prefer not to have these documents househanded, please call us at (800) 632-2301. At any time you may view current prospectuses/summary prospectuses and financial reports on our website. If you choose, you may receive these documents through electronic delivery.

You may elect to receive your statements, prospectuses and other documents through electronic delivery (please see "Investor Services - Telephone/Online Privileges").

## Investment Representative Account Access

If there is a dealer or other investment representative of record on your account, he or she will be able to obtain your account information, conduct transactions for your account, and also will receive copies of all notifications and statements and other information about your account directly from the Fund.

## Street or Nominee Accounts

You may transfer your shares from the street or nominee name account of one dealer to another, as long as both dealers have an agreement with Distributors. We will process the transfer after we receive authorization in proper form from your delivering securities dealer.

## Joint Accounts

Unless you specify a different registration, shares issued to two or more owners are registered as "joint tenants with rights of survivorship" (shown as "Jt Ten" on your account statement). To make any ownership changes to jointly owned shares, or to sever a joint tenancy in jointly owned shares, all owners must agree in writing.

## Joint Account Risk with Telephone/Online Privileges

You will automatically receive telephone/online privileges when you open your account. If your account has more than one registered owner, telephone/online privileges allow the Fund to accept online registration for online services (including electronic delivery of shareholder documents) and transaction instructions online or by telephone from only one registered owner. This means that any one registered owner on your account, acting alone and without the consent of any other registered owner, may give the Fund instructions by telephone, online or in writing (subject to any limitations in telephone or online privileges) to:

- Exchange shares from a jointly registered Fund account requiring all registered owner signatures into an identically registered money fund account that only requires one registered owner's signature to redeem shares;
- Redeem Fund shares and direct the redemption proceeds to a pre-established bank account that may or may not be owned by you and, if owned by you jointly with someone else, only requires one person to withdraw funds by check or otherwise; and
- Purchase Fund shares by debiting a pre-established bank account that may be owned by you.

If you do NOT want another registered owner on your account to be able to issue these kinds of instructions to the Fund without your consent, you must instruct the Fund to deny/terminate online privileges and the ability to issue such instructions by telephone so that these types of instructions will only be accepted in writing signed by all account owners. This decision will apply to any other fund into which you may exchange your jointly owned Fund shares. Any later decision to permit these types of instructions by telephone and/or online will need to be given to the Fund in a written instruction signed by all registered owners.

## Additional Policies

Please note that the Fund maintains additional policies and reserves certain rights, including:



- The Fund may restrict, reject or cancel any purchase orders, including an exchange request.
- Typically, redemptions are processed by the next business day provided the redemption request is received in proper form and good order, but may take up to seven days to be processed if making immediate payment would adversely affect the Fund or there is another cause for delay (for example, if you sell shares recently purchased, proceeds may be delayed until your check, draft or wire/electronic funds transfer has cleared). In certain circumstances, however, the Fund may not have the ability to delay a redemption request or may not have the time to determine whether a particular redemption would have an adverse effect on the Fund before the redemption request is paid.
- Purchase, redemption and exchange requests mailed to Franklin Templeton's address in San Mateo, California, rather than to the address set forth in the "Buying Shares" and "Selling Shares" sections above, will be date- and time-stamped when received in San Mateo. If these requests are in proper form, such orders will be priced at the next NAV calculated after the date and time indicated by the stamp on the request.
- The Fund may modify, suspend, or terminate telephone/online privileges at any time.
- The Fund may make material changes to or discontinue the exchange privilege on 60 days' notice or as otherwise provided by law.
- The Fund may stop offering shares completely or may offer shares only on a limited basis, for a period of time or permanently.
- In unusual circumstances, we may temporarily suspend redemptions or postpone the payment of proceeds, as allowed by federal securities laws.
- For redemptions over a certain amount, the Fund may, but is not required to, pay redemption proceeds in securities or other assets rather than cash (also known as a redemption in-kind) if the investment manager determines it is in the best interest of the Fund, consistent with applicable law. The investment manager will, in its sole discretion, determine whether a redemption in-kind will be considered for a particular redemption request or type of redemption request. In certain circumstances, however, the investment manager may not have the ability to determine whether a particular redemption could be paid in-kind before the redemption request is paid. If a redemption request is redeemed in-kind, investors should expect to incur transaction costs upon the disposition of the securities received in the distribution.
- You may only buy shares of a fund (including the purchase side of an exchange) eligible for sale in your state or jurisdiction.

- To permit investors to obtain the current price, dealers are responsible for transmitting all orders to the Fund promptly.
- For non-retirement accounts, if you are receiving a dividend, capital gains or a systematic withdrawal plan payment in cash, and at least three consecutive checks remain uncashed for at least six months, the Fund reserves the right to change your distribution option to reinvest future distributions or discontinue your systematic withdrawal plan.
- The Fund may be required to close your account after a period of inactivity, as determined by applicable U.S. state or territory abandoned or unclaimed property laws and regulations, and transfer your shares to the appropriate U.S. state or territory. If your shares are transferred to an applicable U.S. state or territory from an IRA account, that could be treated as a taxable distribution from your IRA to you. For more information on unclaimed property and how to maintain an active account, please contact your Service Agent or the fund's transfer agent.

**Dealer Compensation**

**Class A, A1, C & R**

Qualifying dealers who sell Fund shares may receive sales commissions and other payments. These are paid by Distributors from sales charges received from purchasing or redeeming shareholders, from distribution and service (12b-1) fees from the Fund and from Distributors' other financial resources. Dealers may also receive shareholder servicing fees for servicing investors who indirectly hold Franklin Templeton fund shares through dealer-maintained brokerage accounts as more fully described under "Shareholder servicing and transfer agent" of the "Management and Other Services" section in the SAI. These fees are paid by the Fund's transfer agent from payments it receives under its agreement with the Fund.

No dealer commission will be paid on Class A NAV purchases by Employer Sponsored Retirement Plans.

If any dealer commissions are paid in connection with a purchase which is subsequently rejected or results in any trading restriction placed on the purchaser as a result of a determination by the Fund's investment manager or transfer agent that the purchase may be connected with trading activity that may be detrimental to the Fund as described in the Fund's "Frequent Trading Policy," the dealer shall, upon demand, refund such commissions to Distributors.

<u>DynaTech and Growth Funds</u>	<u>Class A</u>	<u>Class C</u>	<u>Class R</u>
<b>Commission (%)</b>	--	1.00 <sup>1</sup>	--
Investment under \$25,000	5.00	--	--
\$25,000 but under \$50,000	4.75		
\$50,000 but under \$100,000	4.00	--	--

\$100,000 but under \$250,000	3.00	--	--
\$250,000 but under \$500,000	2.25	--	--
\$500,000 but under \$750,000	1.75	--	--
\$750,000 but under \$1 million	1.25		
\$1 million or more	up to 1.00	--	--
<b>12b-1 fee to dealer</b>	0.25 <sup>2</sup>	1.00 <sup>3</sup>	0.50

Income, U.S. Government Securities and Utilities Funds	Class A	Class A1	Class C	Class R
<b>Commission (%)</b>	--	--	1.00 <sup>1</sup>	--
Investment under \$100,000	3.50	3.50	--	--
\$100,000 but under \$250,000	3.00	3.00	--	--
\$250,000 but under \$500,000	2.25	2.25	--	--
\$500,000 or more	up to 1.00	up to 1.00	--	--
<b>12b-1 fee to dealer</b>	0.25 <sup>2</sup>	0.15 <sup>2</sup>	0.65 <sup>3</sup>	0.50

1. Commission includes advance of the first year's 0.25% for DynaTech and Growth Funds and 0.15% for Income, Utilities and U.S. Government Securities Funds 12b-1 service fee. Distributors may pay a prepaid commission. However, Distributors does not pay a prepaid commission on any purchases by Employer Sponsored Retirement Plans.
2. For purchases at NAV where Distributors paid a prepaid commission, dealers may start to receive the 12b-1 fee in the 13th month after purchase. For purchases at NAV where Distributors did not pay a prepaid commission, dealers may start to receive the 12b-1 fee at the time of purchase.
3. Dealers may be eligible to receive up to 0.25% for DynaTech and Growth Funds and 0.15% for Income, Utilities and U.S. Government Securities Funds at the time of purchase and may be eligible to receive 1.00% for DynaTech and Growth Funds and 0.65% for Income, Utilities and U.S. Government Securities Funds starting in the 13th month. During the first 12 months, the full 12b-1 fee will be paid to Distributors to partially offset the commission and the prepaid service fee paid at the time of purchase. For purchases at NAV where Distributors did not pay a prepaid commission, dealers may start to receive the 12b-1 fee at the time of purchase. After approximately eight years, Class C shares convert to Class A shares and dealers may then be eligible to receive the 12b-1 fee applicable to Class A.

**Purchases of certain share classes through financial intermediaries (Class R6 and Advisor Class)** There are no associated sales charges or Rule 12b-1 distribution and service fees for the purchase of Class R6 and Advisor Class shares. However, pursuant to SEC guidance, certain financial intermediaries acting as agents on behalf of their customers may directly impose on shareholders sales charges or transaction fees determined by the financial intermediary related to the purchase of these shares. These charges and fees are not disclosed in this prospectus. You should consult with your financial advisor or visit your financial intermediary's website for more information.

The Fund's service providers also may pay financial intermediaries for marketing support and other related services as disclosed below for Advisor Class shares, but not for Class R6 shares. These payments may create a conflict of interest by influencing the financial intermediary and your salesperson to recommend one share class over another. There is some uncertainty concerning whether marketing support or other similar payments may be made or received in connection with

Advisor Class shares where a financial intermediary has imposed its own sales charges or transaction fees. Based on future regulatory developments, such payments may be terminated.

**Other financial intermediary compensation** Except with respect to Class R6 shares, Distributors may make marketing support payments (a portion of which may be reimbursable under the terms of the Fund's Rule 12b-1 distribution plans) to certain dealers and other financial intermediaries, such as banks, insurance companies, or plan administrators, in connection with their efforts to educate financial advisors or provide other services which may facilitate, directly or indirectly, investment in Franklin Templeton mutual funds. In the case of any one intermediary, marketing support payments generally will not exceed 0.05% of the total assets of Franklin Templeton mutual funds attributable to that intermediary, on an annual basis. For an intermediary exceeding \$50 billion in total assets of Franklin Templeton mutual funds, Distributors may agree to make annual marketing support payments up to a limit of 0.06% of such assets. In other limited circumstances, Distributors or an affiliate will have alternative arrangements with an intermediary that provide for payments in excess of the 0.05% limitation, which may include arrangements based on assets or sales of the funds, combined assets or sales of related funds, or other criteria. Marketing support payments made to organizations located outside the U.S., with respect to investments in the Fund by non-U.S. persons, also may exceed this limitation. Any assets held on behalf of Employer Sponsored Retirement Plans for which payment is made to a financial intermediary pursuant to the following paragraph will be excluded from the calculation of marketing support payments pursuant to this paragraph. You should contact your financial intermediary to determine the amount of any compensation it may receive from Distributors or its affiliates.

Except with respect to Class R6 shares, Distributors and/or its affiliates may also make payments (a portion of which may be reimbursable under the terms of the Fund's Rule 12b-1 distribution plans) to certain financial intermediaries in connection with their activities that are intended to assist in the sale of shares of Franklin Templeton mutual funds, directly or indirectly, to certain Employer Sponsored Retirement Plans. In the case of any one financial intermediary, such payments will not exceed 0.10% of the total assets of Franklin Templeton mutual funds held, directly or indirectly, by such Employer Sponsored Retirement Plans, on an annual basis.

A number of factors will be considered in determining these payments, including the qualifying financial intermediary's sales, assets and redemption rates, the nature and quality of any servicing provided by the financial intermediary, and the quality of the financial intermediary's relationship with Distributors. Distributors will, on an annual basis, determine the advisability of continuing these payments. These

payments may be in addition to any shareholder servicing fees paid by the Fund's transfer agent from payments it receives under its agreement with the Fund.

To the extent permitted by SEC and Financial Industry Regulatory Authority rules and other applicable laws and regulations, Distributors may, in addition to marketing support payments, pay or allow other promotional incentives or payments to financial intermediaries, such as payments related to transaction support, various financial intermediary-sponsored events intended to educate financial advisers and their clients about the Franklin Templeton mutual funds, and data analytics and support.

Sales of Fund shares, as well as shares of other mutual funds in Franklin Templeton, is not considered a factor in the selection of financial intermediaries to execute the Fund's portfolio transactions. Accordingly, the allocation of portfolio transactions for execution by financial intermediaries that sell Fund shares is not considered marketing support payments to such financial intermediaries.

You can find further details in the SAI about the payments made by Distributors and the services provided by your financial advisor. Your financial advisor may charge you additional fees or commissions other than those disclosed in this prospectus. You should ask your financial advisor for information about any payments it receives from Distributors and any services it provides, as well as about fees and/or commissions it charges.

## Questions

If you have any questions about the Fund or your account, you can write to us at P.O. Box 997152, Sacramento, CA 95899-7152. You also can call us at one of the following numbers. For your protection and to help ensure we provide you with quality service, all calls may be monitored or recorded.

<b>Department Name</b>	<b>Telephone Number</b>
<b>Shareholder Services</b>	(800) 632-2301
<b>Fund Information</b>	(800) DIAL BEN (800) 342-5236
<b>Retirement Services</b>	(800) 527-2020
<b>Advisor Services</b>	(800) 524-4040
<b>Hearing Impaired Assistance</b>	For hearing impaired assistance, please contact us via a Relay Service.
<b>Automated Telephone System</b>	(800) 632-2301 (800) 524-4040 (800) 527-2020

This page intentionally left blank

This page intentionally left blank



This page intentionally left blank

# For More Information

You can learn more about the Fund in the following documents:

## **Annual/Semiannual Report to Shareholders**

Includes a discussion of recent market conditions and Fund strategies that significantly affected Fund performance during its last fiscal year, financial statements, detailed performance information, portfolio holdings and, in the annual report only, the independent registered public accounting firm's report.

## **Statement of Additional Information (SAI)**

Contains more information about the Fund, its investments and policies. It is incorporated by reference (is legally a part of this prospectus).

For a free copy of the current annual/semiannual report or the SAI, please contact your investment representative or call us at the number below. You also can view the current annual/semiannual report and the SAI online through [franklintempleton.com](http://franklintempleton.com).

## **Appendix A to the Prospectus -- Intermediary Sales Charge Discounts and Waivers**

Contains more information about specific sales charge discounts and waivers available for shareholders who purchase Fund shares through a specific financial intermediary. Appendix A is a separate document and is incorporated herein by reference (is legally a part of this prospectus).

Reports and other information about the Fund are available on the EDGAR Database on the SEC's Internet site at <http://www.sec.gov>, and copies of this information may be obtained, after paying a duplicating fee, by electronic request at the following email address: [publicinfo@sec.gov](mailto:publicinfo@sec.gov).



**FRANKLIN  
TEMPLETON**

One Franklin Parkway  
San Mateo, CA 94403-1906  
(800) DIAL BEN®/342-5236  
[franklintempleton.com](http://franklintempleton.com)

For hearing impaired assistance, please contact us via a Relay Service.

## **APPENDIX A**

### **INTERMEDIARY SALES CHARGE DISCOUNTS AND WAIVERS**

Specific intermediaries may have different policies and procedures than the Fund regarding the availability of front-end sales load (charge) waivers or CDSC waivers; exchanges or conversions between classes or exchanges between Funds; account investment minimums; and minimum account balances, all of which are discussed below. In all instances, it is the purchaser's responsibility to notify the Fund or the purchaser's financial intermediary at the time of purchase of any relationship or other facts qualifying the purchaser for sales charge waivers or discounts. For waivers and discounts not available through a particular intermediary, shareholders will have to purchase Fund shares directly from the Fund or through another intermediary to receive such waivers or discounts. Please see the section entitled "Fund Details – Your Account – Choosing a Share Class – Class A, & C" for more information on sales charges and waivers available for different classes.

The information in this Appendix is part of, and incorporated into, the Fund's prospectus.

#### **CLASS A AND CLASS C PURCHASES THROUGH AMERIPRISE FINANCIAL**

*Automatic exchange of Class C shares.* Class C shares will automatically exchange to Class A shares in the month of the 10-year anniversary of the purchase date. Effective January 15, 2021, the anniversary year of the purchase date will change to 7-years.

Class A Shares Front-End Sales Charge Waivers Available at Ameriprise Financial:

The following information applies to Class A shares purchases if you have an account with or otherwise purchase Fund shares through Ameriprise Financial:

Effective June 1, 2018, shareholders purchasing Fund shares through an Ameriprise Financial platform or account will be eligible for the following front-end sales charge waivers and discounts, which may differ from those disclosed elsewhere in this Fund's prospectus or SAI:

- Employer-sponsored retirement plans (e.g., 401(k) plans, 457 plans, employer-sponsored 403(b) plans, profit sharing and money purchase pension plans and defined benefit plans). For purposes of this provision, employer-sponsored retirement plans do not include SEP IRAs, Simple IRAs or SAR-SEPs.
- Shares purchased through an Ameriprise Financial investment advisory program (if an Advisory or similar share class for such investment advisory program is not available).

- Shares purchased by third party investment advisors on behalf of their advisory clients through Ameriprise Financial's platform (if an Advisory or similar share class for such investment advisory program is not available).
- Shares purchased through reinvestment of capital gains distributions and dividend reinvestment when purchasing shares of the same Fund (but not any other fund within the same fund family).
- Shares exchanged from Class C shares of the same fund in the month of or following the 10-year anniversary of the purchase date (effective January 15, 2021, the anniversary year of the purchase date will change to 7-years). To the extent that this prospectus elsewhere provides for a waiver with respect to such shares following a shorter holding period, that waiver will apply to exchanges following such shorter period. To the extent that this prospectus elsewhere provides for a waiver with respect to exchanges of Class C shares for load waived shares, that waiver will also apply to such exchanges.
- Employees and registered representatives of Ameriprise Financial or its affiliates and their immediate family members.
- Shares purchased by or through qualified accounts (including IRAs, Coverdell Education Savings Accounts, 401(k)s, 403(b) TSCAs subject to ERISA and defined benefit plans) that are held by a covered family member, defined as an Ameriprise financial advisor and/or the advisor's spouse, advisor's lineal ascendant (mother, father, grandmother, grandfather, great grandmother, great grandfather), advisor's lineal descendant (son, daughter, grandson, granddaughter, great grandson, great granddaughter) or any spouse of a covered family member who is a lineal descendant.
- Shares purchased from the proceeds of redemptions within the same fund family, provided (1) the repurchase occurs within 90 days following the redemption, (2) the redemption and purchase occur in the same account, and (3) redeemed shares were subject to a front-end or deferred sales load (i.e. Rights of Reinstatement).

## **BAIRD**

### **Intermediary-Defined Sales Charge Waiver Policies**

Effective June 15, 2020, shareholders purchasing fund shares through a Baird platform or account will only be eligible for the following sales charge waivers (front-end sales charge waivers and CDSC waivers) and discounts, which may differ from those disclosed elsewhere in this prospectus or the SAI.

### **Front-End Sales Charge Waivers on Investors A-shares Available at Baird**

- Shares purchased through reinvestment of capital gains distributions and dividend reinvestment when purchasing share of the same fund

- Share purchase by employees and registers representatives of Baird or its affiliate and their family members as designated by Baird
- Shares purchase from the proceeds of redemptions from another Franklin Templeton fund, provided (1) the repurchase occurs within 90 days following the redemption, (2) the redemption and purchase occur in the same accounts, and (3) redeemed shares were subject to a front-end or deferred sales charge (known as rights of reinstatement)
- A shareholder in the Funds Class C shares will have their share converted at net asset value to Class A shares of the fund if the shares are no longer subject to CDSC and the conversion is in line with the policies and procedures of Baird
- Employer-sponsored retirement plans or charitable accounts in a transactional brokerage account at Baird, including 401(k) plans, 457 plans, employer-sponsored 403(b) plans, profit sharing and money purchase pension plans and defined benefit plans. For purposes of this provision, employer-sponsored retirement plans do not include SEP IRAs, Simple IRAs or SAR-SEPs

#### **CDSC Waivers on Class A and C shares Available at Baird**

- Shares sold due to death or disability of the shareholder
- Shares sold as part of a systematic withdrawal plan as described in the Fund's Prospectus
- Shares bought due to returns of excess contributions from an IRA Account
- Shares sold as part of a required minimum distribution for IRA and retirement accounts due to the shareholder reaching age 72 as described in the Fund's prospectus
- Shares sold to pay Baird fees but only if the transaction is initiated by Baird
- Shares acquired through a right of reinstatement

#### **Front-End Sales Charge Discounts Available at Baird: Breakpoints and/or Rights of Accumulations**

- Breakpoints as described in this prospectus
- Rights of accumulations which entitles shareholders to breakpoint discounts will be automatically calculated based on the aggregated holding of Franklin Templeton assets held by accounts within the purchaser's household at Baird. Eligible Franklin Templeton assets not held at Baird may be included in the rights of accumulations calculation only if the shareholder notifies his or her financial advisor about such assets
- Letters of Intent (LOI) allow for breakpoint discounts based on anticipated purchases of Franklin Templeton funds through Baird, over a 13-month period of time

- **D.A. DAVIDSON & CO.**

Effective June 1, 2020, shareholders purchasing fund shares including existing fund shareholders through a D.A. Davidson & Co. ("D.A. Davidson") platform or account, or through an introducing broker-dealer or independent registered investment advisor for which D.A. Davidson provides trade execution, clearance, and/or custody services, will be eligible for the following sales charge waivers (front-end sales charge waivers and contingent deferred, or back-end, sales charge waivers) and discounts, which may differ from those disclosed elsewhere in this prospectus or SAI.

Front-End Sales Charge Waivers on Class A Shares available at D.A. Davidson

- Shares purchased within the same fund family through a systematic reinvestment of capital gains and dividend distributions.
- Employees and registered representatives of D.A. Davidson or its affiliates and their family members as designated by D.A. Davidson.
- Shares purchased from the proceeds of redemptions within the same fund family, provided (1) the repurchase occurs within 90 days following the redemption, (2) the redemption and purchase occur in the same account, and (3) redeemed shares were subject to a front-end or deferred sales charge (known as Rights of Reinstatement).
- A shareholder in the Fund's Class C shares will have their shares converted at net asset value to Class A shares (or the appropriate share class) of the Fund if the shares are no longer subject to a CDSC and the conversion is consistent with D.A. Davidson's policies and procedures.

CDSC Waivers on Classes A and C shares available at D.A. Davidson

- Death or disability of the shareholder.
- Shares sold as part of a systematic withdrawal plan as described in the fund's prospectus.
- Return of excess contributions from an IRA Account.
- Shares sold as part of a required minimum distribution for IRA or other qualifying retirement accounts as described in the fund's prospectus beginning in the calendar year the shareholder turns age 72.
- Shares acquired through a right of reinstatement.

Front-end sales charge discounts available at D.A. Davidson: breakpoints, rights of accumulation and/or letters of intent

- Breakpoints as described in this prospectus.
- Rights of accumulation which entitle shareholders to breakpoint discounts will be automatically calculated based on the aggregated holding of fund family assets held by accounts within the purchaser's household at D.A. Davidson. Eligible fund family assets not held at D.A. Davidson may be

included in the calculation of rights of accumulation only if the shareholder notifies his or her financial advisor about such assets.

- Letters of intent which allow for breakpoint discounts based on anticipated purchases within a fund family, over a 13-month time period. Eligible fund family assets not held at D.A. Davidson may be included in the calculation of letters of intent only if the shareholder notifies his or her financial advisor about such assets.

### **EDWARD D. JONES & CO., L.P. ("EDWARD JONES")**

#### **Policies Regarding Transactions Through Edward Jones**

Effective on or after January 1<sup>st</sup>, 2024, the following information supersedes prior information with respect to transactions and positions held in fund shares through an Edward Jones system. Clients of Edward Jones (also referred to as "shareholders") purchasing fund shares on the Edward Jones commission and fee-based platforms are eligible only for the following sales charge discounts (also referred to as "breakpoints") and waivers, which can differ from discounts and waivers described elsewhere in the mutual fund Prospectus or statement of additional information ("SAI") or through another broker-dealer. In all instances, it is the shareholder's responsibility to inform Edward Jones at the time of purchase of any relationship, holdings of Franklin Templeton and Legg Mason Funds (including holdings of 529 Plans where Franklin Templeton or Legg Mason serve as the primary distributor), or other facts qualifying the purchaser for discounts or waivers. Edward Jones can ask for documentation of such circumstance. Shareholders should contact Edward Jones if they have questions regarding their eligibility for these discounts and waivers.

#### **Breakpoints**

- Breakpoint pricing, otherwise known as volume pricing, at dollar thresholds as described in the Prospectus.

#### **Rights of Accumulation ("ROA")**

- The applicable sales charge on a purchase of Class A shares is determined by taking into account all share classes (except certain money market funds and any assets held in group retirement plans) of the Franklin Templeton and Legg Mason Funds held by the shareholder or in an account grouped by Edward Jones with other accounts for the purpose of providing certain pricing considerations ("pricing groups"). If grouping assets as a shareholder, this includes all share classes held on the Edward Jones platform and/or held on another platform. The inclusion of eligible fund family assets in the ROA calculation is dependent on the shareholder notifying Edward Jones of such assets at the time of calculation. Money market funds are included only if such shares were sold with a sales charge at the time of purchase or acquired in exchange for shares purchased with a sales charge.

- The employer maintaining a SEP IRA plan and/or SIMPLE IRA plan may elect to establish or change ROA for the IRA accounts associated with the plan to a plan-level grouping as opposed to including all share classes at a shareholder or pricing group level.
- ROA is determined by calculating the higher of cost minus redemptions or market value (current shares x NAV).

### **Letter of Intent ("LOI")**

- Through a LOI, shareholders can receive the sales charge and breakpoint discounts for purchases shareholders intend to make over a 13-month period from the date Edward Jones receives the LOI. The LOI is determined by calculating the higher of cost or market value of qualifying holdings at LOI initiation in combination with the value that the shareholder intends to buy over a 13-month period to calculate the front-end sales charge and any breakpoint discounts. Each purchase the shareholder makes during that 13-month period will receive the sales charge and breakpoint discount that applies to the total amount. The inclusion of eligible fund family assets in the LOI calculation is dependent on the shareholder notifying Edward Jones of such assets at the time of calculation. Purchases made before the LOI is received by Edward Jones are not adjusted under the LOI and will not reduce the sales charge previously paid. Sales charges will be adjusted if LOI is not met.
- If the employer maintaining a SEP IRA plan and/or SIMPLE IRA plan has elected to establish or change ROA for the IRA accounts associated with the plan to a plan-level grouping, LOIs will also be at the plan-level and may only be established by the employer.

### **Sales Charge Waivers**

Sales charges are waived for the following shareholders and in the following situations:

- Associates of Edward Jones and its affiliates and other accounts in the same pricing group (as determined by Edward Jones under its policies and procedures) as the associate. This waiver will continue for the remainder of the associate's life if the associate retires from Edward Jones in good-standing and remains in good standing pursuant to Edward Jones' policies and procedures.
- Shares purchased in an Edward Jones fee-based program.
- Shares purchased through reinvestment of capital gains distributions and dividend reinvestment.
- Shares purchased from the proceeds of redeemed shares of the same fund family so long as the following conditions are met: the proceeds are



from the sale of shares within 60 days of the purchase, the sale and purchase are made from a share class that charges a front load and one of the following:

- The redemption and repurchase occur in the same account.
  - The redemption proceeds are used to process an: IRA contribution, excess contributions, conversion, recharacterizing of contributions, or distribution, and the repurchase is done in an account within the same Edward Jones grouping for ROA.
- Shares exchanged into Class A shares from another share class so long as the exchange is into the same fund and was initiated at the discretion of Edward Jones. Edward Jones is responsible for any remaining CDSC due to the fund company, if applicable. Any future purchases are subject to the applicable sales charge as disclosed in the Prospectus.
  - Exchanges from Class C shares to Class A shares of the same fund, generally, in the 84th month following the anniversary of the purchase date or earlier at the discretion of Edward Jones.
  - Purchases of Class 529-A shares through a rollover from either another education savings plan or a security used for qualified distributions.
  - Purchases of Class 529 shares made for recontribution of refunded amounts.

### **Contingent Deferred Sales Charge ("CDSC") Waivers**

If the shareholder purchases shares that are subject to a CDSC and those shares are redeemed before the CDSC is expired, the shareholder is responsible to pay the CDSC except in the following conditions:

- The death or disability of the shareholder.
- Systematic withdrawals with up to 10% per year of the account value.
- Return of excess contributions from an Individual Retirement Account (IRA).
- Shares redeemed as part of a required minimum distribution for IRA and retirement accounts if the redemption is taken in or after the year the shareholder reaches qualified age based on applicable IRS regulations.
- Shares redeemed to pay Edward Jones fees or costs in such cases where the transaction is initiated by Edward Jones.
- Shares exchanged in an Edward Jones fee-based program.
- Shares acquired through NAV reinstatement.
- Shares redeemed at the discretion of Edward Jones for Minimum Balances, as described below.

## **Other Important Information Regarding Transactions Through Edward Jones**

### **Minimum Purchase Amounts**

- Initial purchase minimum: \$250
- Subsequent purchase minimum: none

### **Minimum Balances**

- Edward Jones has the right to redeem at its discretion fund holdings with a balance of \$250 or less. The following are examples of accounts that are not included in this policy:
  - A fee-based account held on an Edward Jones platform
  - A 529 account held on an Edward Jones platform
  - An account with an active systematic investment plan or LOI

### **Exchanging Share Classes**

- At any time it deems necessary, Edward Jones has the authority to exchange at NAV a shareholder's holdings in a fund to Class A shares of the same fund.

### **JANNEY MONTGOMERY SCOTT LLC ("JANNEY")**

Effective May 1, 2020, if you purchase fund shares through a Janney Montgomery Scott LLC ("Janney") brokerage account, you will be eligible for the following load waivers (front-end sales charge waivers and contingent deferred sales charge ("CDSC"), or back-end sales charge, waivers) and discounts, which may differ from those disclosed elsewhere in this fund's Prospectus or SAI.

### **Front-end sales charge\* waivers on Class A shares available at Janney**

- Shares purchased through reinvestment of capital gains distributions and dividend reinvestment when purchasing shares of the same fund (but not any other fund within the fund family).
- Shares purchased by employees and registered representatives of Janney or its affiliates and their family members as designated by Janney.
- Shares purchased from the proceeds of redemptions within the same fund family, provided (1) the repurchase occurs within ninety (90) days following the redemption, (2) the redemption and purchase occur in the same account, and (3) redeemed shares were subject to a front-end or deferred sales load (i.e., right of reinstatement).
- Employer-sponsored retirement plans (e.g., 401(k) plans, 457 plans, employer-sponsored 403(b) plans, profit sharing and money purchase pension plans and defined benefit plans). For purposes of this provision,

employer-sponsored retirement plans do not include SEP IRAs, Simple IRAs, SAR-SEPs or Keogh plans.

- Shares acquired through a right of reinstatement.
- Class C shares that are no longer subject to a contingent deferred sales charge and are converted to Class A shares of the same fund pursuant to Janney's policies and procedures.

#### **CDSC waivers on Class A and C shares available at Janney**

- Shares sold upon the death or disability of the shareholder.
- Shares sold as part of a systematic withdrawal plan as described in the fund's Prospectus.
- Shares purchased in connection with a return of excess contributions from an IRA account.
- Shares sold as part of a required minimum distribution for IRA and other retirement accounts due to the shareholder reaching age 72 as described in the fund's Prospectus.
- Shares sold to pay Janney fees but only if the transaction is initiated by Janney.
- Shares acquired through a right of reinstatement.
- Shares exchanged into the same share class of a different fund.

#### **Front-end sales charge\* discounts available at Janney: breakpoints, rights of accumulation, and/or letters of intent**

- Breakpoints as described in the fund's Prospectus.
- Rights of accumulation ("ROA"), which entitle shareholders to breakpoint discounts, will be automatically calculated based on the aggregated holding of fund family assets held by accounts within the purchaser's household at Janney. Eligible fund family assets not held at Janney may be included in the ROA calculation only if the shareholder notifies his or her financial advisor about such assets.
- Letters of intent which allow for breakpoint discounts based on anticipated purchases within a fund family, over a 13-month time period. Eligible fund family assets not held at Janney Montgomery Scott may be included in the calculation of letters of intent only if the shareholder notifies his or her financial advisor about such assets.

\*Also referred to as an "initial sales charge."

### **J.P. MORGAN SECURITIES LLC**

Effective September 29, 2023, if you purchase or hold fund shares through an applicable J.P. Morgan Securities LLC brokerage account, you will be eligible for the following sales charge waivers (front-end sales charge waivers and contingent deferred sales charge ("CDSC"), or back-end sales charge, waivers), share class conversion policy and discounts, which may differ from

those disclosed elsewhere in this fund's prospectus or Statement of Additional Information ("SAI").

### **Front-end sales charge waivers on Class A shares available at J.P. Morgan Securities LLC**

- Shares exchanged from Class C (i.e., level-load) shares that are no longer subject to a CDSC and are exchanged into Class A shares of the same fund pursuant to J.P. Morgan Securities LLC's share class exchange policy.
- Qualified employer-sponsored defined contribution and defined benefit retirement plans, nonqualified deferred compensation plans, other employee benefit plans and trusts used to fund those plans. For purposes of this provision, such plans do not include SEP IRAs, SIMPLE IRAs, SAR-SEPs or 501(c)(3) accounts.
- Shares of funds purchased through J.P. Morgan Securities LLC Self-Directed Investing accounts.
- Shares purchased through rights of reinstatement.
- Shares purchased through reinvestment of capital gains distributions and dividend reinvestment when purchasing shares of the same fund (but not any other fund within the fund family).
- Shares purchased by employees and registered representatives of J.P. Morgan Securities LLC or its affiliates and their spouse or financial dependent as defined by J.P. Morgan Securities LLC.

### **Class C to Class A share conversion**

- A shareholder in the fund's Class C shares will have their shares converted by J.P. Morgan Securities LLC to Class A shares (or the appropriate share class) of the same fund if the shares are no longer subject to a CDSC and the conversion is consistent with J.P. Morgan Securities LLC's policies and procedures.

### **CDSC waivers on Class A and C shares available at J.P. Morgan Securities LLC**

- Shares sold upon the death or disability of the shareholder.
- Shares sold as part of a systematic withdrawal plan as described in the fund's prospectus.
- Shares purchased in connection with a return of excess contributions from an IRA account.
- Shares sold as part of a required minimum distribution for IRA and retirement accounts pursuant to the Internal Revenue Code.

- Shares acquired through a right of reinstatement.

**Front-end load discounts available at J.P. Morgan Securities LLC: breakpoints, rights of accumulation & letters of intent**

- Breakpoints as described in the prospectus.
- Rights of Accumulation (“ROA”) which entitle shareholders to breakpoint discounts as described in the fund’s prospectus will be automatically calculated based on the aggregated holding of fund family assets held by accounts within the purchaser’s household at J.P. Morgan Securities LLC. Eligible fund family assets not held at J.P. Morgan Securities LLC (including 529 program holdings, where applicable) may be included in the ROA calculation only if the shareholder notifies their financial advisor about such assets.
- Letters of Intent (“LOI”) which allow for breakpoint discounts based on anticipated purchases within a fund family, through J.P. Morgan Securities LLC, over a 13-month period of time (if applicable).

**CLASS A AND CLASS C PURCHASES THROUGH MERRILL LYNCH**

Shareholders purchasing Fund shares through a Merrill Lynch platform or account will be eligible only for the following load waivers (front-end sales charge waivers and contingent deferred or back-end, sales charge waivers) and discounts, which may differ from those disclosed elsewhere in this Fund’s prospectus or SAI.

<b>Front-end Sales Load Waivers on Class A Shares available at Merrill Lynch</b>
Employer-sponsored retirement, deferred compensation and employee benefit plans (including health savings accounts) and trusts used to fund those plans, provided that the shares are not held in a commission-based brokerage account and shares are held for the benefit of the plan
Shares purchased by a 529 Plan (does not include 529 Plan units or 529-specific share classes or equivalents)
Shares purchased through a Merrill Lynch affiliated investment advisory program
Shares exchanged due to the holdings moving from a Merrill Lynch affiliated investment advisory program to a Merrill Lynch brokerage (non-advisory) account pursuant to Merrill Lynch’s policies relating to sales load discounts and waivers
Shares purchased by third party investment advisors on behalf of their

advisory clients through Merrill Lynch's platform
Shares of funds purchased through the Merrill Edge Self-Directed platform
Shares purchased through reinvestment of capital gains distributions and dividend reinvestment when purchasing shares of the same fund (but not any other fund within the fund family)
Shares exchanged from Class C (i.e. level-load) shares of the same fund pursuant to Merrill Lynch's policies relating to sales load discounts and waivers
Employees and registered representatives of Merrill Lynch or its affiliates and their family members
Directors or Trustees of the Fund, and employees of the Fund's investment adviser or any of its affiliates, as described in this prospectus
Eligible shares purchased from the proceeds of redemptions within the same fund family, provided (1) the repurchase occurs within 90 days following the redemption, (2) the redemption and purchase occur in the same account, and (3) redeemed shares were subject to a front-end or deferred sales load (known as Rights of Reinstatement). Automated transactions (i.e. systematic purchases and withdrawals) and purchases made after shares are automatically sold to pay Merrill Lynch's account maintenance fees are not eligible for reinstatement
<b>CDSC Waivers on A and C Shares available at Merrill Lynch</b>
Death or disability of the shareholder
Shares sold as part of a systematic withdrawal plan as described in the Fund's prospectus
Return of excess contributions from an IRA Account
Shares sold as part of a required minimum distribution for IRA and retirement accounts pursuant to the Internal Revenue Code
Shares sold to pay Merrill Lynch fees but only if the transaction is initiated by Merrill Lynch
Shares acquired through a right of reinstatement
Shares held in retirement brokerage accounts, that are exchanged for a lower cost share class due to transfer to certain fee-based accounts or platforms
Shares received through an exchange due to the holdings moving from a Merrill Lynch affiliated investment advisory program to a Merrill Lynch brokerage (non-advisory) account pursuant to Merrill Lynch's policies

relating to sales load discounts and waivers

**Front-end load Discounts Available at Merrill Lynch: Breakpoints, Rights of Accumulation & Letters of Intent**

Breakpoints as described in this prospectus.

Rights of Accumulation (ROA) which entitle shareholders to breakpoint discounts as described in the Fund's prospectus will be automatically calculated based on the aggregated holding of fund family assets held by accounts (including 529 program holdings, where applicable) within the purchaser's household at Merrill Lynch. Eligible fund family assets not held at Merrill Lynch may be included in the ROA calculation only if the shareholder notifies his or her financial advisor about such assets

Letters of Intent (LOI) which allow for breakpoint discounts based on anticipated purchases within a fund family, through Merrill Lynch, over a 13-month period of time

**CLASS A PURCHASES THROUGH MORGAN STANLEY**

Effective July 1, 2018 shareholders purchasing Fund shares through a Morgan Stanley Wealth Management transactional brokerage account will be eligible only for the following front-end sales charge waivers with respect to Class A shares, which may differ from and may be more limited than those disclosed elsewhere in this Fund's Prospectus or SAI.

Front-end Sales Charge Waivers on Class A Shares available at Morgan Stanley Wealth Management

- Employer-sponsored retirement plans (e.g., 401(k) plans, 457 plans, employer-sponsored 403(b) plans, profit sharing and money purchase pension plans and defined benefit plans). For purposes of this provision, employer-sponsored retirement plans do not include SEP IRAs, Simple IRAs, SAR-SEPs or Keogh plans
- Morgan Stanley employee and employee-related accounts according to Morgan Stanley's account linking rules
- Shares purchased through reinvestment of dividends and capital gains distributions when purchasing shares of the same fund
- Shares purchased through a Morgan Stanley self-directed brokerage account
- Class C (i.e., level-load) shares that are no longer subject to a contingent deferred sales charge and are converted to Class A shares of the same fund pursuant to Morgan Stanley Wealth Management's share class conversion program
- Shares purchased from the proceeds of redemptions within the same fund family, provided (i) the repurchase occurs within 90 days following the

redemption, (ii) the redemption and purchase occur in the same account, and (iii) redeemed shares were subject to a front-end or deferred sales charge.

- In addition, effective November 12, 2021 for the purpose of calculating rights of accumulation and letters of intent with respect to purchases made in a Morgan Stanley Wealth Management brokerage account, the following definition for “cumulative quantity discount eligible shares” applies. This definition may be more limited than the one contained in this Fund’s Prospectus or SAI. It is the shareholder’s responsibility to inform Morgan Stanley at the time of purchase of any relationship, holdings, or other facts qualifying the purchaser for a discount. Morgan Stanley can ask for documentation of such circumstance. Shareholders should contact Morgan Stanley if they have questions. Cumulative quantity discount eligible shares include:
- Any class of shares of any Franklin Templeton or Legg Mason fund that is registered in the U.S.; and
- Units of a Section 529 Plan where Franklin Templeton or Legg Mason is the program manager.
- For purposes of this section, Franklin Templeton and Legg Mason funds also include Brandywine GLOBAL funds, ClearBridge Investments funds, Martin Currie funds, Western Asset funds and certain other funds managed by affiliated investment advisers. They do not include the funds in the Franklin Templeton Variable Insurance Products Trust, Legg Mason Partners Variable Equity Trust or Legg Mason Partners Variable Income Trust.

### **OPPENHEIMER & CO., INC.**

Effective June 1, 2020, shareholders purchasing Fund shares through an Oppenheimer & Co. Inc. (“OPCO”) platform or account are eligible only for the following load waivers (front-end sales charge waivers and contingent deferred, or back-end, sales charge waivers) and discounts, which may differ from those disclosed elsewhere in this Fund’s prospectus or SAI.

#### **Front-end Sales Load Waivers on Class A Shares available at OPCO**

- Employer-sponsored retirement, deferred compensation and employee benefit plans (including health savings accounts) and trusts used to fund those plans, provided that the shares are not held in a commission-based brokerage account and shares are held for the benefit of the plan
- Shares purchased by or through a 529 Plan
- Shares purchased through a OPCO affiliated investment advisory program



- Shares purchased through reinvestment of capital gains distributions and dividend reinvestment when purchasing shares of the same fund (but not any other fund within the fund family)
- Shares purchased from the proceeds of redemptions within the same fund family, provided (1) the repurchase occurs within 90 days following the redemption, (2) the redemption and purchase occur in the same account, and (3) redeemed shares were subject to a front-end or deferred sales load (known as Rights of Restatement).
- A shareholder in the Fund's Class C shares will have their shares converted at net asset value to Class A shares (or the appropriate share class) of the Fund if the shares are no longer subject to a CDSC and the conversion is in line with the policies and procedures of OPCO
- Employees and registered representatives of OPCO or its affiliates and their family members
- Directors or Trustees of the Fund, and employees of the Fund's investment adviser or any of its affiliates, as described in this prospectus

#### **CDSC Waivers on A and C Shares available at OPCO**

- Death or disability of the shareholder
- Shares sold as part of a systematic withdrawal plan as described in the Fund's prospectus
- Return of excess contributions from an IRA Account
- Shares sold as part of a required minimum distribution for IRA and retirement accounts due to the shareholder reaching the qualified age based on applicable IRS regulations as described in the prospectus
- Shares sold to pay OPCO fees but only if the transaction is initiated by OPCO
- Shares acquired through a right of reinstatement

#### **Front-end load Discounts Available at OPCO: Breakpoints, Rights of Accumulation & Letters of Intent**

- Breakpoints as described in this prospectus.
- Rights of Accumulation (ROA) which entitle shareholders to breakpoint discounts will be automatically calculated based on the aggregated holding of fund family assets held by accounts within the purchaser's household at OPCO. Eligible fund family assets not held at OPCO may be included in the ROA calculation only if the shareholder notifies his or her financial advisor about such assets.

#### **PFS Investments Inc. ("PFSI")**

#### **Policies Regarding Fund Purchases Through PFSI**

The following information supersedes all prior information with respect to transactions and positions held in fund shares purchased through PFSI and

held on the mutual fund platform of its affiliate, Primerica Shareholder Services ("PSS"). Clients of PFSI (also referred to as "shareholders") purchasing fund shares on the PSS platform are eligible only for the following share classes, sales charge discounts (also referred to as "breakpoints") and waivers, which can differ from share classes, discounts and waivers described elsewhere in this prospectus or the related statement of additional information ("SAI") or through another broker-dealer. In all instances, it is the shareholder's responsibility to inform PFSI at the time of a purchase of all holdings of the Franklin Templeton and Legg Mason Funds on the PSS platform, or other facts qualifying the purchaser for discounts or waivers. PFSI may request reasonable documentation of such facts and condition the granting of any discount or waiver on the timely receipt of such documents. Shareholders should contact PSS if they have questions regarding their eligibility for these discounts and waivers.

### **Share Classes**

Shareholders purchasing Fund shares on the PSS platform are eligible only for the following share classes:

- Class A shares are available in non-retirement accounts, individual retirement accounts (IRA), SEP IRAs, SIMPLE IRAs, Keogh Plans, and all other account types.
- Class A1 and Class C shares are available only in accounts that already hold such shares.

### **Breakpoints**

- Breakpoint pricing at dollar thresholds as described in the prospectus of the fund you are purchasing.

### **Rights of Accumulation ("ROA")**

- The applicable sales charge on a purchase of Class A or Class A1 shares is determined by taking into account all share classes (except any assets held in group retirement plans) of the Franklin Templeton and Legg Mason Funds held by the shareholder on the PSS platform. The inclusion of eligible fund family assets in the ROA calculation is dependent on the shareholder notifying PFSI of such assets at the time of calculation. Shares of money market funds are included only if such shares were acquired in exchange for shares of another Franklin Templeton or Legg Mason Fund purchased with a sales charge. No shares of the Franklin Templeton and Legg Mason Funds held by the shareholder away from the PSS platform, will be granted ROA with shares of any Franklin Templeton or Legg Mason Fund purchased on the PSS platform.

- Any SEP IRA plan, any SIMPLE IRA plan or any Payroll Deduction Plan (“PDP”) on the PSS platform will be defaulted to plan-level grouping for purposes of ROA, which allows each participating employee ROA with all other eligible shares held in plan accounts on the PSS platform. At any time, a participating employee may elect to exercise a one-time option to change grouping for purposes of ROA to shareholder- level grouping, which allows the plan account of the electing employee ROA with her other eligible holdings on the PSS platform, but not with all other eligible participant holdings in the plan. Eligible shares held in plan accounts electing shareholder-level grouping will not be available for purposes of ROA to plan accounts electing plan-level grouping.
- ROA is determined by calculating the higher of cost minus redemptions or current market value (current shares x NAV).

### **Letter of Intent (“LOI”)**

- By executing a LOI, shareholders can receive the sales charge and breakpoint discounts for purchases shareholders *intend to make* over a 13-month period through PFSI, from the date PSS receives the LOI. The purchase price of the LOI is determined by calculating the higher of cost or market value of qualifying holdings at LOI initiation in combination with the dollar amount the shareholder intends to invest over a 13-month period to arrive at total investment for purposes of determining any breakpoint discount and the applicable front-end sales charge. Each purchase the shareholder makes during that 13-month period will receive the sales charge and breakpoint discount that applies to the projected total investment.
- Only holdings of Franklin Templeton and Legg Mason Funds on the PSS platform are eligible for inclusion in the LOI calculation and the shareholder must notify PFSI of all eligible assets at the time of calculation.
- Purchases made before the LOI is received by PSS are not adjusted under the LOI, and the LOI will not reduce any sales charge previously paid. Sales charges will be automatically adjusted if the total purchases required by the LOI are not met.
- If an employer maintaining a SEP IRA plan, SIMPLE IRA or non-IRA PDP plan on the PSS platform has elected to establish or change ROA for the IRA accounts associated with the plan to a plan-level grouping, LOIs will also be at the plan-level and may only be established by the employer. LOIs are not available to PDP IRA plans on the PSS platform with plan-level grouping for purposes of ROA, but are available to any participating employee that elects shareholder-level grouping for purposes of ROA.

### **Sales Charge Waivers**

Sales charges are waived for the following shareholders and in the following situations:

- Shares purchased through reinvestment of capital gains distributions and dividend reinvestment.
- Shares purchased with the proceeds of redeemed shares of either the Franklin Templeton or Legg Mason fund families so long as the following conditions are met: 1) the proceeds are from the sale of shares within 90 days of the purchase, 2) the sale and purchase are made in the same share class and the same account or the purchase is made in an individual retirement account with proceeds from liquidations in a non-retirement account, and 3) the redeemed shares were subject to a front-end or deferred sales load. Automated transactions (i.e., systematic purchases and withdrawals), full or partial transfers or rollovers of retirement accounts, and purchases made after shares are automatically sold to pay account maintenance fees are not eligible for this sales charge waiver.
- Shares exchanged into Class A or Class A1 shares from another share class so long as the exchange is into the same fund and was initiated at the discretion of PFSI. PFSI is responsible for any remaining CDSC due to the fund company, if applicable. Any future purchases are subject to the applicable sales charge as disclosed in the prospectus.

### **Policies Regarding Fund Purchases That Are Not Held on the PSS Platform**

Class R shares are available through PFSI only in 401(k) plans covering a business owner with no employees, commonly referred to as a one-participant 401(k) plan or solo 401(k) and which are not held on the PSS platform.

### **RAYMOND JAMES®**

#### **Intermediary-Defined Sales Charge Waiver Policies**

The availability of certain initial or deferred sales charge waivers and discounts may depend on the particular financial intermediary or type of account through which you purchase or hold Fund shares.

Intermediaries may have different policies and procedures regarding the availability of front-end sales load waivers or contingent deferred (back-end) sales load (“CDSC”) waivers, which are discussed below. In all instances, it is the purchaser’s responsibility to notify the fund or the purchaser’s financial intermediary at the time of purchase of any relationship or other facts qualifying the purchaser for sales charge waivers or discounts. For waivers and discounts not available through a particular intermediary, shareholders will have to

purchase fund shares directly from the fund or through another intermediary to receive these waivers or discounts.

**Raymond James & Associates, Inc., Raymond James Financial Services, Inc. and each entity's affiliates ("Raymond James")**

Effective March 1, 2019, shareholders purchasing fund shares through a Raymond James platform or account, or through an introducing broker-dealer or independent registered investment adviser for which Raymond James provides trade execution, clearance, and/or custody services, will be eligible only for the following load waivers (front-end sales charge waivers and contingent deferred, or back-end, sales charge waivers) and discounts, which may differ from those disclosed elsewhere in this fund's prospectus or SAI.

**Front-end sales load waivers on Class A shares available at Raymond James**

- Shares purchased in an investment advisory program.
- Shares purchased within the same fund family through a systematic reinvestment of capital gains and dividend distributions.
- Employees and registered representatives of Raymond James or its affiliates and their family members as designated by Raymond James.
- Shares purchased from the proceeds of redemptions within the same fund family, provided (1) the repurchase occurs within 90 days following the redemption, (2) the redemption and purchase occur in the same account, and (3) redeemed shares were subject to a front-end or deferred sales load (known as Rights of Reinstatement).
- A shareholder in the Fund's Class C shares will have their shares converted at net asset value to Class A shares (or the appropriate share class) of the Fund if the shares are no longer subject to a CDSC and the conversion is in line with the policies and procedures of Raymond James.

**CDSC Waivers on Classes A and C shares available at Raymond James**

- Death or disability of the shareholder.
- Shares sold as part of a systematic withdrawal plan as described in the fund's prospectus.
- Return of excess contributions from an IRA Account.
- Shares sold as part of a required minimum distribution for IRA and retirement accounts due to the shareholder reaching the qualified age based on applicable IRS regulations as described in the fund's prospectus.
- Shares sold to pay Raymond James fees but only if the transaction is initiated by Raymond James.
- Shares acquired through a right of reinstatement.

## **Front-end load discounts available at Raymond James: breakpoints, rights of accumulation, and/or letters of intent**

- Breakpoints as described in this prospectus.
- Rights of accumulation which entitle shareholders to breakpoint discounts will be automatically calculated based on the aggregated holding of fund family assets held by accounts within the purchaser's household at Raymond James. Eligible fund family assets not held at Raymond James may be included in the calculation of rights of accumulation only if the shareholder notifies his or her financial advisor about such assets.
- Letters of intent which allow for breakpoint discounts based on anticipated purchases within a fund family, over a 13-month time period. Eligible fund family assets not held at Raymond James may be included in the calculation of letters of intent only if the shareholder notifies his or her financial advisor about such assets.

### **Stifel, Nicolaus & Company, Incorporated ("Stifel")**

#### **Stifel, Nicolaus & Company, Incorporated and its broker dealer affiliates**

Effective December 1, 2023, shareholders purchasing or holding fund shares, including existing fund shareholders, through a Stifel, Nicolaus & Company, Incorporated or affiliated platform that provides trade execution, clearance, and/or custody services, will be eligible for the following sales charge load waivers (including front-end sales charge waivers and contingent deferred, or back-end, ("CDSC") sales charge waivers) and discounts, which may differ from those disclosed elsewhere in the Fund's Prospectus or SAI.

#### **CLASS A SHARES**

As described elsewhere in this prospectus, Stifel may receive compensation out of the front-end sales charge if you purchase Class A shares through Stifel.

#### **Rights of accumulation**

- Rights of accumulation ("ROA") that entitle shareholders to breakpoint discounts on front-end sales charges will be calculated by Stifel based on the aggregated holding of all assets in all classes of shares of Franklin Templeton and Legg Mason funds held by accounts within the purchaser's household at Stifel. Eligible fund family assets not held at Stifel may be included in the calculation of ROA only if the shareholder notifies his or her financial advisor about such assets.
- The employer maintaining a SEP IRA plan and/or SIMPLE IRA plan may elect to establish or change ROA for the IRA accounts associated with the plan to a plan-level grouping as opposed to including all share classes at a shareholder or pricing group level.

## **Front-end sales charge waivers on Class A shares available at Stifel**

Sales charges may be waived for the following shareholders and in the following situations:

- **Class C** shares that have been held for more than seven (7) years may be converted to **Class A or other Front-end share class(es)** shares of the same fund pursuant to Stifel's policies and procedures. To the extent that this prospectus elsewhere provides for a waiver with respect to the exchange or conversion of such shares following a shorter holding period, those provisions shall continue to apply.
- Shares purchased by employees and registered representatives of Stifel or its affiliates and their family members as designated by Stifel.
- Shares purchased in an Stifel fee-based advisory program, often referred to as a "wrap" program.
- Shares purchased through reinvestment of capital gains distributions and dividend reinvestment when purchasing shares of the same or other fund within the fund family.
- Shares purchased from the proceeds of redeemed shares of the same fund family so long as the proceeds are from the sale of shares from an account with the same owner/beneficiary within 90 days of the purchase. For the absence of doubt, shares redeemed through a Systematic Withdrawal Plan are not eligible for rights of reinstatement.
- Shares from rollovers into Stifel from retirement plans to IRAs.
- Shares exchanged into Class A shares from another share class so long as the exchange is into the same fund and was initiated at the direction of Stifel. Stifel is responsible for any remaining CDSC due to the fund company, if applicable. Any future purchases are subject to the applicable sales charge as disclosed in the prospectus.
- Purchases of Class 529-A shares through a rollover from another 529 plan.
- Purchases of Class 529-A shares made for reinvestment of refunded amounts.
- Employer-sponsored retirement plans (e.g., 401(k) plans, 457 plans, employer-sponsored 403(b) plans, profit sharing and money purchase pension plans and defined benefit plans). For purposes of this provision, employer-sponsored retirement plans do not include SEP IRAs, Simple IRAs or SAR-SEPs.

- All other sales charge waivers and reductions described elsewhere in the fund's prospectus or SAI still apply.

#### **Contingent Deferred Sales Charges Waivers on Class A and C Shares**

- Death or disability of the shareholder or, in the case of 529 plans, the account beneficiary.
- Shares sold as part of a systematic withdrawal plan not to exceed 12% annually.
- Return of excess contributions from an IRA Account.
- Shares sold as part of a required minimum distribution for IRA and retirement accounts due to the shareholder reaching the qualified age based on applicable IRS regulations.
- Shares acquired through a right of reinstatement.
- Shares sold to pay Stifel fees or costs in such cases where the transaction is initiated by Stifel.
- Shares exchanged or sold in a Stifel fee-based program.
- All other sales charge waivers and reductions described elsewhere in the fund's prospectus or SAI still apply.

#### **Share Class Conversions in Advisory Accounts**

- Stifel continually looks to provide our clients with the lowest cost share class available based on account type. Stifel reserves the right to convert shares to the lowest cost share class available at Stifel upon transfer of shares into an advisory program.